

# Laguna Beach High School Football Record Book



***91 Seasons of Laguna Football  
1934 - 2024***

# Football Record Book

## Laguna Beach High School

### 2025 Edition

This record book was first issued in 1994 as part of the 60<sup>th</sup> celebration of “Laguna” Football and has been corrected and updated ever since. The records were compiled from newspapers, personal records, and yearbooks and have been cross checked for accuracy wherever possible.

In 90 seasons of varsity competition, Laguna has won 18 league titles (every decade but the 90’s), made 23 CIF appearances, and won two SSCIF championships. Two Laguna players have played in the NFL including John Pitts, a 1967 NFL 1<sup>st</sup> round draft pick.

Special thanks go to Walt Hamera, Tom Klingemeier, Jonathan Todd, Tom Purdy and the late Rollo Beck for their assistance in the research for this publication. Old yearbook photos provided by Bill Darnall; Dugger photos courtesy of Stacy Dugger, Team photos courtesy of LBHS Athletics.

#### What's Inside:

Part I - Game Log

Part II - League Standings

Part III - Series History Part

IV - Game Sites

Part V - Coaching Records

Part VI - Team Records

Part VII - Individual Game - Season - Career Records

Part VIII - Honors and Awards

*Please forward any additions or corrections to Frank Aronoff at 378-3515 or [frank@twometer.net](mailto:frank@twometer.net)*

#### **COVER PHOTO – # 10 La Vern Thomas Dugger (1927-75)**

Vern Dugger - was born in Norman, Oklahoma and moved with his mother to Laguna in 1938. He attended Park Avenue Elementary, predecessor school to El Morro, and graduated from LBHS in 1947. He worked at the old bowling alley at Main Beach and later became a lifeguard. His favorite sport was beach volleyball. In high school, he was the most valuable player of the undefeated 1946 football team that won the Small School Division CIF, but he also played basketball, baseball and track. Vern even had a lead role in the Jr-Sr play. He went on to St. Mary’s after high school to play football for the Galloping Gaels, then a major college power. Upon graduation from college, Dugger took a teaching and coaching job at Garces Memorial HS in Bakersfield before returning to Laguna in 1955.

Red Guyer recruited Dugger to be his assistant while Dugger taught history and PE at Thurston Middle School located across the street on the old elementary school campus. When Guyer retired, Dugger coached Laguna for four seasons with a 7-2 mark in 1958 and a league title in 1959. When new Thurston was built in 1967, Dugger moved to the new campus as Vice Principal. After a few years he moved on to the district office and finished his career as Vice Principal at the high school. In addition to his school duties, Vern was also Chief Lifeguard for Laguna Beach from 1959 to 1972. Dugger died in 1975 from pancreatic cancer and left four children, Carol ’70, Dan ’72, Stacy ’78, and Sally ’83 all Laguna grads.

Dugger touched the lives of so many people, children and adults alike, in Laguna that the school district named the gymnasium in his honor in October, 1975.

## 1934 Season

Compulsory high school education did not begin in Laguna Beach until 1921, when Laguna high school age students attended Tustin Union High School and had to endure the long 20+ mile ride to the Tiller's campus. Laguna finally established a high school district in 1933 and on Tuesday, September 11, 1934, the Laguna Beach High School opened with an enrollment of 157 students. The current facility, built in 1928, was home to the entire school district for the 1934-35 term but a separate K-6 elementary school facility was constructed across the street and opened in 1935. Those buildings were eventually incorporated into the high school campus and were demolished in 1992 to make way for the new swimming pool complex. The first season for football was the Fall, 1934 school term. Red Guyer scheduled mostly JV teams but at least three varsity games were played. A few facts can be gleaned from local newspapers, the 1935 *Nautilus*, and opponent's yearbooks:

- The team used no nickname for 1934. Breakers adopted December 7, 1934 and was used for the 1935 season. "Artists" was adopted on June 4, 1936.
- Uniforms were white jerseys, khaki pants, and shoulder guards, black & tan headgear.
- The 5th game of the season was played on Friday October 19th at Santa Ana High School against Willard Junior High. Laguna won 7-0 for their 1st win. John Carscaden scored on a 20 yard run in the 2nd quarter.
- The first home game ever was on Thursday, November 8, 1934. The field was dedicated at 2:30 with kickoff at 3PM. Admission was 25¢ for the contest against San Juan Capistrano HS (Capo). Laguna held a parade down Park to the new stadium. John Carscaden scored the first Laguna touchdown on a first quarter run. 1935 *Nautilus* refers to this game as the first Homecoming. Formal homecoming not established until 22 years later beginning with the 1956 season
- The Capistrano yearbook reflects scores for two games with Laguna. Score from the Capo yearbook matches the *South Coast News* article but a different score is listed in the *Nautilus*. Valencia's yearbook notes their win against Laguna on September 25th in Placentia but the score is noted in the Register

The following is the details on what had been pieced together so far. Red Guyer never included this first season as part of his varsity football record even though Laguna played three varsity games and the 1935 edition of the *Nautilus* referred to the team as the varsity squad. Valencia and Capistrano (San Clemente HS) yearbooks note the games as part of their varsity record.

| 1934          |         |      |                        |    |                       |  |
|---------------|---------|------|------------------------|----|-----------------------|--|
| Date          | KO Time | PF   | Opponent               | PA | Site                  |  |
| Tue 25-Sep-34 |         | L 0  | @ Valencia             | 21 | @ Valencia HS         |  |
| Tue 2-Oct-34  |         | L    | @ Orange "B"           |    | @ Orange              |  |
| Tue 9-Oct-34  |         | L    | @ Tustin "B"           |    | @ Tustin HS           |  |
| Fri 12-Oct-34 | 3:00 PM | L 0  | @ Santa Ana "B"        | 20 | @ Santa Ana HS        |  |
| Fri 19-Oct-34 |         | W 7  | @ Willard Intermediate | 0  | @ Santa Ana HS        |  |
| Thu 1-Nov-34  |         | L 6  | @ Capistrano           | 27 | @ Capistrano HS       |  |
| Thu 8-Nov-34  | 3:00 PM | W 24 | Capistrano             | 0  | Laguna Beach HS Field |  |
| Wed 21-Nov-34 |         | W 7  | Santa Ana "B"          | 6  |                       |  |
|               |         | 44   | 3-5-0                  | 64 |                       |  |

Maurice "Red" Guyer



**1934 Team**

**All-Time Varsity Scores (1935-2024):**

| Date                | KO Time | PF   | Opponent                           | PA           | Site                        |
|---------------------|---------|------|------------------------------------|--------------|-----------------------------|
| Maurice "Red" Guyer |         |      |                                    |              |                             |
| <b>1935</b>         |         |      |                                    |              |                             |
| Fri 20-Sep-35       | 3:00 PM | W 6  | Santa Ana JV                       | 0            | Laguna Beach HS Field       |
| Fri 27-Sep-35       | 3:00 PM | L 18 | Garden Grove                       | 19           | Laguna Beach HS Field       |
| Fri 04-Oct-35       |         | L 0  | @ Oceanside                        | 25           | @ Oceanside HS              |
| Fri 11-Oct-35       | 3:00 PM | L 0  | Newport Harbor                     | 25           | Laguna Beach HS Field       |
| Fri 18-Oct-35       |         | L 0  | @ Tustin                           | * 19         | @ Tustin HS                 |
| Fri 25-Oct-35       | 3:00 PM | L 7  | Capistrano                         | * 13         | Laguna Beach HS Field       |
| Fri 01-Nov-35       |         | L 6  | @ Huntington Beach                 | * 31         | @ Huntington Beach HS       |
| Fri 08-Nov-35       |         | L 0  | @ Valencia                         | * 55         | @ Valencia HS               |
| Fri 15-Nov-35       |         | L 0  | Brea - Olinda                      | * 26         | Laguna Beach HS Field       |
| Thu 21-Nov-35       |         | L 0  | @ Garden Grove                     | * 19         | @ Garden Grove HS           |
| Wed 27-Nov-35       | 7:30 PM | L 6  | @ La Jolla                         | 39 N         | @ La Jolla HS               |
|                     |         | 43   | 1-10-0                             | 271          |                             |
|                     |         | 3.9  | * Orange League<br>10th            | 24.6 Average |                             |
| <b>1936</b>         |         |      |                                    |              |                             |
| Fri 18-Sep-36       | 3:00 PM | L 0  | Garden Grove                       | 12           | Laguna Beach HS Field       |
| Fri 25-Sep-36       | 3:00 PM | W 13 | Beaumont                           | 0            | Laguna Beach HS Field       |
| Fri 02-Oct-36       | 3:00 PM | W 47 | Elsinore Navy & Military           | 7            | Laguna Beach HS Field       |
| Fri 16-Oct-36       | 3:00 PM | W 20 | @ Capistrano                       | * 7          | @ Capistrano HS             |
| Fri 23-Oct-36       | 3:00 PM | W 8  | Tustin                             | * 0          | Laguna Beach HS Field       |
| Fri 30-Oct-36       | 3:00 PM | W 18 | @ Brea - Olinda                    | * 13         | @ Brea - Olinda HS          |
| Fri 13-Nov-36       |         | W 7  | Valencia                           | * 6          | Laguna Beach HS Field       |
| Fri 20-Nov-36       | 2:30 PM | L 7  | n Orange                           | ** 18        | n Santa Ana Bowl            |
|                     |         | 120  | 6-2-0                              | 63           |                             |
|                     |         | 15.0 | * Orange League<br>1st (Minor Div) | 7.9 Average  |                             |
| <b>1937</b>         |         |      |                                    |              |                             |
| Fri 24-Sep-37       | 3:00 PM | W 12 | Newport Harbor                     | 0            | Laguna Beach HS Field       |
| Fri 01-Oct-37       |         | W 21 | @ Beaumont                         | 0            | @ Beaumont HS               |
| Sa 09-Oct-37        | 2:00 PM | W 13 | El Segundo                         | 0            | Laguna Beach HS Field       |
| Fri 22-Oct-37       | 3:00 PM | W 32 | Capistrano                         | * 0          | Laguna Beach HS Field       |
| Fri 29-Oct-37       | 3:00 PM | T 0  | @ Tustin                           | * 0          | @ Tustin HS                 |
| Fri 05-Nov-37       | 3:00 PM | T 0  | Brea - Olinda                      | * 0          | Laguna Beach HS Field       |
| Thu 11-Nov-37       | 2:00 PM | W 6  | Garden Grove                       | * 0          | Laguna Beach HS Field       |
| Fri 19-Nov-37       |         | W    | @ Valencia                         | * FW         | @ Forfeit (Game Not Played) |
| Fri 19-Nov-37       | 3:00 PM | W 14 | Corona                             | 12           | Laguna Beach HS Field       |
|                     |         | 98   | 7-0-2                              | 12           |                             |
|                     |         | 12.3 | * Orange League<br>2nd             | 1.5 Average  |                             |

|             | Date          | KO Time |   | PF   | Opponent                     | PA           | Site                  |
|-------------|---------------|---------|---|------|------------------------------|--------------|-----------------------|
| <b>1938</b> |               |         |   |      |                              |              |                       |
|             | Fri 30-Sep-38 | 3:00 PM | W | 13   | San Jacinto                  | 0            | Laguna Beach HS Field |
|             | Fri 07-Oct-38 |         | L | 0    | @ Corona                     | 13           | @ Corona HS           |
|             | Fri 14-Oct-38 |         | L | 0    | @ Newport Harbor             | 28           | @ Newport Harbor HS   |
|             | Fri 21-Oct-38 |         | W | 19   | @ Capistrano                 | * 0          | @ Capistrano HS       |
|             | Fri 28-Oct-38 | 3:00 PM | L | 7    | Tustin                       | * 12         | Laguna Beach HS Field |
|             | Fri 04-Nov-38 |         | T | 19   | @ Brea - Olinda              | * 19         | @ Brea - Olinda HS    |
|             | Fri 11-Nov-38 |         | L | 12   | @ Garden Grove               | * 18         | @ Garden Grove HS     |
|             | Fri 18-Nov-38 |         | W | 33   | Valencia                     | * 0          | Laguna Beach HS Field |
|             | Wed 23-Nov-38 |         | L | 0    | @ El Segundo                 | 6            | @ El Segundo HS       |
|             |               |         |   | 103  | 3-5-1                        | 96           |                       |
|             |               |         |   | 11.4 | * Orange League<br>4th       | 10.7 Average |                       |
| <b>1939</b> |               |         |   |      |                              |              |                       |
|             | Fri 29-Sep-39 | 3:00 PM | L | 0    | Newport Harbor               | 19           | Laguna Beach HS Field |
|             | Fri 06-Oct-39 |         | L | 2    | @ San Jacinto                | 13           | @ San Jacinto HS      |
|             | Sa 14-Oct-39  | 2:00 PM | W | 13   | El Segundo                   | 6            | Laguna Beach HS Field |
|             | Fri 20-Oct-39 | 3:00 PM | W | 7    | Capistrano                   | * 0          | Laguna Beach HS Field |
|             | Fri 27-Oct-39 | 3:00 PM | L | 0    | @ Tustin                     | * 6          | @ Tustin HS           |
|             | Fri 03-Nov-39 |         | W | 14   | Brea - Olinda                | * 6          | Laguna Beach HS Field |
|             | Fri 10-Nov-39 | 3:00 PM | L | 0    | Garden Grove                 | * 6          | Laguna Beach HS Field |
|             | Fri 17-Nov-39 |         | W | 9    | @ Valencia                   | * 0          | @ Valencia HS         |
|             |               |         |   | 45   | 4-4-0                        | 56           |                       |
|             |               |         |   | 5.6  | * Orange League<br>2nd (Tie) | 7.0 Average  |                       |
| <b>1940</b> |               |         |   |      |                              |              |                       |
|             | Fri 04-Oct-40 | 3:00 PM | W | 6    | San Jacinto                  | 0            | Laguna Beach HS Field |
|             | Fri 11-Oct-40 |         | W | 7    | @ Newport Harbor             | 0            | @ Newport Harbor HS   |
|             | Sa 19-Oct-40  | 2:00 PM | L | 6    | @ El Segundo                 | 7            | @ El Segundo HS       |
|             | Fri 01-Nov-40 | 3:00 PM | T | 7    | Tustin                       | * 7          | Laguna Beach HS Field |
|             | Fri 08-Nov-40 |         | L | 0    | @ Brea - Olinda              | * 25         | @ Brea - Olinda HS    |
|             | Fri 15-Nov-40 |         | L | 0    | @ Garden Grove               | * 13         | @ Garden Grove HS     |
|             | Wed 20-Nov-44 |         | W | 13   | Valencia                     | * 6          | Laguna Beach HS Field |
|             | Fri 29-Nov-40 |         | W | 47   | @ Capistrano                 | * 13         | @ Capistrano HS       |
|             |               |         |   | 86   | 4-3-1                        | 71           |                       |
|             |               |         |   | 10.8 | * Orange League<br>4th       | 8.9 Average  |                       |
| <b>1941</b> |               |         |   |      |                              |              |                       |
|             | Fri 03-Oct-41 |         | W | 7    | @ San Jacinto                | 0            | @ San Jacinto HS      |
|             | Fri 10-Oct-41 | 3:00 PM | L | 0    | Newport Harbor               | 7            | Laguna Beach HS Field |
|             | Sa 18-Oct-41  | 3:00 PM | W | 12   | El Segundo                   | 7            | Laguna Beach HS Field |
|             | Fri 24-Oct-41 | 3:00 PM | W | 6    | Capistrano                   | * 0          | Laguna Beach HS Field |
|             | Fri 31-Oct-41 | 3:00 PM | T | 7    | @ Tustin                     | * 7          | @ Tustin HS           |
|             | Fri 07-Nov-41 | 2:45 PM | W | 19   | Brea - Olinda                | * 0          | Laguna Beach HS Field |
|             | Fri 14-Nov-41 | 2:45 PM | W | 13   | Garden Grove                 | * 0          | Laguna Beach HS Field |
|             | Wed 19-Nov-41 | 2:30 PM | W | 19   | @ Valencia                   | * 0          | @ Valencia HS         |
|             |               |         |   | 83   | 6-1-1                        | 21           |                       |
|             |               |         |   | 10.4 | * Orange League<br>1st       | 2.6 Average  |                       |

| Date                   | KO Time | PF   | Opponent                 | PA           | Site                  |
|------------------------|---------|------|--------------------------|--------------|-----------------------|
| Lawrence "Bud" Langley |         |      |                          |              |                       |
| <b>1942</b>            |         |      |                          |              |                       |
| Fri 09-Oct-42          |         | L 0  | @ Newport Harbor         | 50           | @ Newport Harbor HS   |
| Fri 16-Oct-42          | 3:00 PM | T 0  | Elsinore Navy & Military | 0            | Laguna Beach HS Field |
| Fri 30-Oct-42          | 3:00 PM | W 7  | @ Capistrano             | 0            | @ Capistrano HS       |
| Fri 06-Nov-42          | 3:00 PM | W 14 | Tustin                   | * 0          | Laguna Beach HS Field |
| Fri 13-Nov-42          |         | L 0  | @ Brea - Olinda          | * 6          | @ Brea - Olinda HS    |
| Fri 20-Nov-42          |         | L 0  | @ Garden Grove           | * 13         | @ Garden Grove HS     |
| Wed 25-Nov-42          | 3:00 PM | L 12 | Valencia                 | * 24         | Laguna Beach HS Field |
|                        |         | 33   | 2-4-1                    | 93           |                       |
|                        |         | 4.7  | * Orange League          | 13.3 Average |                       |
|                        |         |      | 4th (Tie)                |              |                       |
| <b>1943</b>            |         |      |                          |              |                       |
| Fri 15-Oct-43          | 3:00 PM | W 33 | Elsinore Navy & Military | 0            | Laguna Beach HS Field |
| Fri 22-Oct-43          | 3:00 PM | W 25 | Capistrano               | * 0          | Laguna Beach HS Field |
| Fri 29-Oct-43          | 3:00 PM | L 7  | @ Tustin                 | * 19         | @ Tustin HS           |
| Fri 05-Nov-43          | 3:00 PM | W 6  | Brea - Olinda            | * 0          | Laguna Beach HS Field |
| Fri 12-Nov-43          | 3:00 PM | L 0  | Garden Grove             | * 21         | Laguna Beach HS Field |
| Fri 19-Nov-43          |         | W 6  | @ Valencia               | * 0          | @ Valencia HS         |
|                        |         | 77   | 4-2-0                    | 40           |                       |
|                        |         | 12.8 | * Orange League          | 6.7 Average  |                       |
|                        |         |      | 3rd                      |              |                       |
| <b>1944</b>            |         |      |                          |              |                       |
| Fri 06-Oct-44          | 3:00 PM | L 6  | @ Newport Harbor         | 12           | @ Newport Harbor HS   |
| Fri 13-Oct-44          | 3:00 PM | T 6  | Long Beach Poly JV       | 6            | Laguna Beach HS Field |
| Fri 27-Oct-44          | 3:00 PM | L 0  | Tustin                   | * 7          | Laguna Beach HS Field |
| Fri 03-Nov-44          |         | W 18 | @ Brea - Olinda          | * 0          | @ Brea - Olinda HS    |
| Fri 17-Nov-44          |         | W 12 | Valencia                 | * 6          | Laguna Beach HS Field |
| Wed 19-Nov-44          |         | W 13 | @ Garden Grove           | * 6          | @ Garden Grove HS     |
| Wed 22-Nov-44          |         | W 38 | Capistrano               | * 0          | Laguna Beach HS Field |
|                        |         | 93   | 4-2-1                    | 37           |                       |
|                        |         | 13.3 | * Orange League          | 5.3 Average  |                       |
|                        |         |      | 2nd                      |              |                       |
| <b>1945</b>            |         |      |                          |              |                       |
| Fri 28-Sep-45          | 3:00 PM | W 18 | San Dieguito             | 6            | Laguna Beach HS Field |
| Fri 19-Oct-45          | 3:00 PM | W 25 | Long Beach Poly JV       | 6            | Laguna Beach HS Field |
| Fri 26-Oct-45          | 3:00 PM | W 26 | Brea - Olinda            | * 6          | Laguna Beach HS Field |
| Fri 02-Nov-45          | 2:45 PM | L 0  | Garden Grove             | * 20         | Laguna Beach HS Field |
| Fri 09-Nov-45          |         | W 27 | @ Valencia               | * 6          | @ Valencia HS         |
| Fri 16-Nov-45          | 2:30 PM | W 70 | Capistrano               | * 0          | Laguna Beach HS Field |
| Wed 21-Nov-45          | 2:30 PM | L 7  | @ Tustin                 | * 12         | @ Tustin HS           |
|                        |         | 173  | 5-2-0                    | 56           |                       |
|                        |         | 24.7 | * Orange League          | 8.0 Average  |                       |
|                        |         |      | 3rd                      |              |                       |

|                     | Date      | KO Time  |   | PF   | Opponent            |   | PA           | Site                      |
|---------------------|-----------|----------|---|------|---------------------|---|--------------|---------------------------|
| Maurice "Red" Guyer |           |          |   |      |                     |   |              |                           |
| <b>1946</b>         |           |          |   |      |                     |   |              |                           |
| Thu                 | 03-Oct-46 | 3:00 PM  | W | 51   | Long Beach Poly JV  |   | 0            | Laguna Beach HS Field     |
| Sa                  | 19-Oct-46 | 7:30 PM  | W | 14   | n Garden Grove      | * | 6 N          | n Santa Ana Bowl          |
| Fri                 | 25-Oct-46 | 3:00 PM  | W | 20   | Valencia            | * | 6            | Laguna Beach HS Field     |
| Fri                 | 01-Nov-46 | 2:45 PM  | W | 20   | @ Capistrano        | * | 0            | @ Capistrano HS           |
| Fri                 | 08-Nov-46 | 2:30 PM  | W | 38   | Tustin              | * | 18           | Laguna Beach HS Field     |
| Fri                 | 15-Nov-46 |          | W | 32   | @ Brea - Olinda     | * | 7            | @ Brea - Olinda HS        |
| Tue                 | 26-Nov-46 | 2:00 PM  | W | 15   | Corona              | # | 6            | Laguna Beach HS Field     |
| Tue                 | 03-Dec-46 | 7:30 PM  | W | 20   | n Barstow           | # | 0 N          | n Santa Ana Bowl          |
|                     |           |          |   | 210  | 8-0-0               |   | 43           |                           |
|                     |           |          |   | 26.3 | * Orange League     |   | 5.4 Average  |                           |
|                     |           |          |   |      | 1st                 |   |              |                           |
| <b>1947</b>         |           |          |   |      |                     |   |              |                           |
| Fri                 | 03-Oct-47 | 7:30 PM  | L | 12   | @ Orange            |   | 13 N         | @ Chapman College Stadium |
| Thu                 | 09-Oct-47 | 3:00 PM  | W | 44   | St Anthony JV       |   | 6            | Laguna Beach HS Field     |
| Fri                 | 17-Oct-47 | 3:00 PM  | W | 13   | @ Valencia          | * | 0            | @ Valencia HS             |
| Fri                 | 24-Oct-47 | 3:00 PM  | W | 35   | Capistrano          | * | 25           | Laguna Beach HS Field     |
| Fri                 | 31-Oct-47 | 3:00 PM  | W | 33   | @ Tustin            | * | 6            | @ Tustin HS               |
| Fri                 | 07-Nov-47 | 2:30 PM  | W | 34   | Brea - Olinda       | * | 0            | Laguna Beach HS Field     |
| Fri                 | 14-Nov-47 | 2:30 PM  | W | 27   | Garden Grove        | * | 7            | Laguna Beach HS Field     |
| Sa                  | 22-Nov-47 | 2:15 PM  | W | 20   | Fallbrook           | # | 6            | Laguna Beach HS Field     |
| Thu                 | 27-Nov-47 | 2:15 PM  | L | 14   | @ San Luis Obispo   | # | 33           | @ San Luis Obispo HS      |
|                     |           |          |   | 232  | 7-2-0               |   | 96           |                           |
|                     |           |          |   | 25.8 | * Orange League     |   | 10.7 Average |                           |
|                     |           |          |   |      | 1st                 |   |              |                           |
| <b>1948</b>         |           |          |   |      |                     |   |              |                           |
| Fri                 | 24-Sep-48 | 7:30 PM  | L | 0    | @ Anaheim           |   | 25 N         | @ Glover Stadium          |
| Fri                 | 08-Oct-48 | 7:30 PM  | W | 18   | @ Orange            |   | 0 N          | @ Chapman College Stadium |
| Fri                 | 15-Oct-48 | 7:30 PM  | L | 6    | @ San Dieguito      |   | 27 N         | @ San Dieguito HS         |
| Fri                 | 22-Oct-48 | 3:00 PM  | W | 14   | @ Capistrano        | * | 12           | @ Capistrano HS           |
| Fri                 | 29-Oct-48 | 3:00 PM  | L | 6    | Tustin              | * | 19           | Laguna Beach HS Field     |
| Fri                 | 05-Nov-48 | 2:45 PM  | L | 6    | @ Brea - Olinda     | * | 13           | @ Brea - Olinda HS        |
| Wed                 | 10-Nov-48 | 2:45 PM  | W | 34   | @ Garden Grove      | * | 19           | @ Garden Grove HS         |
| Fri                 | 19-Nov-48 | 2:45 PM  | W | 19   | Valencia            | * | 7            | Laguna Beach HS Field     |
|                     |           |          |   | 103  | 4-4-0               |   | 122          |                           |
|                     |           |          |   | 12.9 | * Orange League     |   | 15.3 Average |                           |
|                     |           |          |   |      | 3rd                 |   |              |                           |
| <b>1949</b>         |           |          |   |      |                     |   |              |                           |
| Fri                 | 23-Sep-49 | 3:00 PM  | W | 29   | Elsinore            |   | 12           | Laguna Beach HS Field     |
| Fri                 | 30-Sep-49 | 3:00 PM  | W | 25   | @ Puente            |   | 20           | @ Puente HS               |
| Fri                 | 07-Oct-49 | 7:30 PM  | L | 6    | @ Orange            |   | 12 N         | @ Chapman College Stadium |
| Fri                 | 14-Oct-49 | 3:00 PM  | W | 14   | Huntington Beach JV |   | 12           | Laguna Beach HS Field     |
| Fri                 | 21-Oct-49 | 3:00 PM  | L | 0    | @ Tustin            | * | 6            | @ Tustin HS               |
| Fri                 | 28-Oct-49 | 3:00 PM  | W | 45   | Brea - Olinda       | * | 6            | Laguna Beach HS Field     |
| Fri                 | 04-Nov-49 | 2:30 PM  | W | 46   | Garden Grove        | * | 14           | Laguna Beach HS Field     |
| Wed                 | 09-Nov-49 | 2:30 PM  | W | 51   | @ Valencia          | * | 12           | @ Valencia HS             |
| Fri                 | 18-Nov-49 | 2:30 PM  | W | 19   | Capistrano          | * | 0            | Laguna Beach HS Field     |
| Thu                 | 24-Nov-49 | 10:00 AM | W | 32   | @ Fallbrook         | # | 6            | @ Fallbrook HS            |
| Mon                 | 05-Dec-49 | 1:30 PM  | L | 7    | n Bonita            | # | 14           | n Santa Ana Bowl          |
|                     |           |          |   | 274  | 8-3-0               |   | 114          |                           |
|                     |           |          |   | 24.9 | * Orange League     |   | 10.4 Average |                           |
|                     |           |          |   |      | 2nd                 |   |              |                           |

|  | Date          | KO Time | PF   | Opponent                     | PA           | Site                      |
|--|---------------|---------|------|------------------------------|--------------|---------------------------|
|  |               |         |      | <b>1950</b>                  |              |                           |
|  | Fri 22-Sep-50 | 7:30 PM | W 20 | @ Elsinore                   | 0 N          | @ Elsinore HS             |
|  | Fri 29-Sep-50 | 3:00 PM | W 28 | Puente                       | 6            | Laguna Beach HS Field     |
|  | Fri 06-Oct-50 | 7:30 PM | L 0  | @ Orange                     | 19 N         | @ Chapman College Stadium |
|  | Thu 12-Oct-50 | 3:00 PM | W 35 | Anaheim JV                   | 0            | Laguna Beach HS Field     |
|  | Fri 20-Oct-50 | 3:00 PM | W 47 | @ Brea - Olinda              | * 0          | @ Brea - Olinda HS        |
|  | Fri 27-Oct-50 | 7:30 PM | W 19 | @ Garden Grove               | * 0 N        | @ Garden Grove HS         |
|  | Fri 03-Nov-50 | 3:00 PM | W 34 | Valencia                     | * 0          | Laguna Beach HS Field     |
|  | Fri 10-Nov-50 | 2:30 PM | W 48 | @ Capistrano                 | * 6          | @ Capistrano HS           |
|  | Fri 17-Nov-50 | 2:30 PM | L 7  | Tustin                       | * 18         | Laguna Beach HS Field     |
|  |               |         | 238  | 7-2-0                        | 49           |                           |
|  |               |         | 26.4 | * Orange League<br>1st (Tie) | 5.4 Average  |                           |
|  |               |         |      | <b>1951</b>                  |              |                           |
|  | Fri 21-Sep-51 | 7:30 PM | L 6  | @ Huntington Beach           | 7 N          | @ Huntington Beach HS     |
|  | Fri 28-Sep-51 | 3:00 PM | W 7  | Elsinore                     | 6            | Laguna Beach HS Field     |
|  | Fri 05-Oct-51 | 3:00 PM | W 26 | Corona                       | 6            | Laguna Beach HS Field     |
|  | Fri 19-Oct-51 | 3:00 PM | L 13 | Garden Grove                 | * 14         | Laguna Beach HS Field     |
|  | Fri 26-Oct-51 | 3:00 PM | W 21 | @ Valencia                   | * 0          | @ Valencia HS             |
|  | Fri 02-Nov-51 | 3:00 PM | W 18 | Capistrano                   | * 7          | Laguna Beach HS Field     |
|  | Thu 08-Nov-51 | 2:30 PM | W 25 | @ Tustin                     | * 7          | @ Tustin HS               |
|  | Fri 16-Nov-51 | 2:30 PM | L 12 | Brea - Olinda                | * 19         | Laguna Beach HS Field     |
|  |               |         | 128  | 5-3-0                        | 66           |                           |
|  |               |         | 16.0 | * Orange League<br>2nd (Tie) | 8.3 Average  |                           |
|  |               |         |      | <b>1952</b>                  |              |                           |
|  | Fri 19-Sep-52 | 7:30 PM | L 6  | @ Huntington Beach           | 7 N          | @ Huntington Beach HS     |
|  | Fri 26-Sep-52 | 8:00 PM | W 13 | @ Elsinore                   | 6 N          | @ Elsinore HS             |
|  | Fri 03-Oct-52 | 8:00 PM | W 21 | @ Corona                     | 19 N         | @ Corona HS               |
|  | Fri 10-Oct-52 | 3:00 PM | W 26 | Brawley                      | 8            | Laguna Beach HS Field     |
|  | Fri 17-Oct-52 | 3:00 PM | W 25 | Valencia                     | * 0          | Laguna Beach HS Field     |
|  | Fri 24-Oct-52 | 3:00 PM | W 26 | @ Capistrano                 | * 6          | @ Capistrano HS           |
|  | Fri 31-Oct-52 | 2:30 PM | W 20 | Tustin                       | * 0          | Laguna Beach HS Field     |
|  | Fri 07-Nov-52 | 2:30 PM | W 7  | @ Brea - Olinda              | * 2          | @ Brea - Olinda HS        |
|  | Fri 14-Nov-52 | 7:30 PM | W 31 | @ Garden Grove               | * 2 N        | @ Garden Grove HS         |
|  | Fri 21-Nov-52 | 8:00 PM | W 19 | n Chula Vista                | # 0 N        | n Coronado HS             |
|  | Fri 28-Nov-52 |         |      | BYE                          | #            |                           |
|  | Fri 05-Dec-52 | 7:30 PM | L 6  | @ Brawley                    | # 20 N       | @ Brawley HS              |
|  |               |         | 200  | 9-2-0                        | 70           |                           |
|  |               |         | 16.7 | * Orange League<br>1st       | 6.6 Average  |                           |
|  |               |         |      | <b>1953</b>                  |              |                           |
|  | Fri 25-Sep-53 | 3:00 PM | W 7  | Coronado                     | 6            | Laguna Beach HS Field     |
|  | Fri 02-Oct-53 | 3:00 PM | W 21 | Banning                      | 0            | Laguna Beach HS Field     |
|  | Fri 09-Oct-53 | 3:00 PM | L 7  | St Monica                    | 19           | Laguna Beach HS Field     |
|  | Fri 16-Oct-53 | 7:30 PM | L 0  | @ Santa Ana                  | 6 N          | @ Santa Ana Bowl          |
|  | Fri 23-Oct-53 | 3:00 PM | W 34 | Capistrano                   | * 0          | Laguna Beach HS Field     |
|  | Fri 30-Oct-53 | 3:00 PM | W 18 | @ Tustin                     | * 13         | @ Tustin HS               |
|  | Fri 06-Nov-53 | 2:00 PM | L 12 | Brea - Olinda                | * 25         | Laguna Beach HS Field     |
|  | Fri 13-Nov-53 | 2:30 PM | W 19 | Garden Grove                 | * 12         | Laguna Beach HS Field     |
|  | Fri 20-Nov-53 | 2:30 PM | W 25 | @ Valencia                   | * 19         | @ Valencia HS             |
|  |               |         | 143  | 6-3-0                        | 100          |                           |
|  |               |         | 15.9 | * Orange League<br>2nd       | 11.1 Average |                           |


| Date           | KO Time | PF   | Opponent                     | PA           | Site                        |
|----------------|---------|------|------------------------------|--------------|-----------------------------|
| <b>1954</b>    |         |      |                              |              |                             |
| Fri 24-Sep-54  | 8:00 PM | W 7  | @ Coronado                   | 6 N          | @ Coronado HS               |
| Fri 01-Oct-54  | 8:00 PM | W 12 | @ Banning                    | 6 N          | @ Banning HS                |
| Fri 08-Oct-54  | 8:00 PM | W 13 | Huntington Beach             | 12 N         | Laguna Beach HS Field       |
| Fri 15-Oct-54  | 7:30 PM | L 0  | Mater Dei                    | 15 N         | Laguna Beach HS Field       |
| Fri 22-Oct-54  | 7:30 PM | L 7  | Tustin                       | * 13 N       | Laguna Beach HS Field       |
| Fri 29-Oct-54  | 3:00 PM | W 25 | @ Brea - Olinda              | * 13         | @ Brea - Olinda HS          |
| Fri 05-Nov-54  | 7:30 PM | L 13 | @ Garden Grove               | * 18 N       | @ Garden Grove HS           |
| Fri 12-Nov-54  | 7:30 PM | L 0  | Valencia                     | * 7 N        | Laguna Beach HS Field       |
| Fri 19-Nov-54  | 3:00 PM | W 52 | @ Capistrano                 | * 0          | @ Capistrano HS             |
|                |         | 129  | 5-4-0                        | 90           |                             |
|                |         | 14.3 | * Orange League<br>4th (Tie) | 10.0 Average |                             |
| <b>1955</b>    |         |      |                              |              |                             |
| Fri 23-Sep-55  | 7:30 PM | L 12 | @ Huntington Beach           | 26 N         | @ Huntington Beach HS       |
| Fri 30-Sep-55  | 7:30 PM | W 20 | Coronado                     | 13 N         | Laguna Beach HS Field       |
| Fri 07-Oct-55  | 7:30 PM | L 14 | El Segundo                   | 35 N         | Laguna Beach HS Field       |
| Thu 13-Oct-55  | 8:00 PM | L 7  | @ Mater Dei                  | 41 N         | @ Santa Ana Bowl            |
| Fri 21-Oct-55  | 7:30 PM | L 13 | Brea - Olinda                | * 26 N       | Laguna Beach HS Field       |
| Fri 28-Oct-55  | 7:30 PM | T 19 | La Habra                     | * 19 N       | Laguna Beach HS Field       |
| Fri 04-Nov-55  | 2:30 PM | W 32 | @ Valencia                   | * 6          | @ Valencia HS               |
| Fri 11-Nov-55  | 7:30 PM | W 46 | Capistrano                   | * 6 N        | Laguna Beach HS Field       |
| Fri 18-Nov-55  | 7:30 PM | W 14 | @ Tustin                     | * 7 N        | @ Orange Coast College      |
|                |         | 177  | 4-4-1                        | 179          |                             |
|                |         | 19.7 | * Orange League<br>3rd       | 19.9 Average |                             |
| <b>1956</b>    |         |      |                              |              |                             |
| Fri 21-Sep-56  | 7:30 PM | W 21 | Huntington Beach             | 12 N         | Laguna Beach HS Field       |
| Fri 28-Sep-56  | 8:00 PM | W 39 | @ Coronado                   | 21 N         | @ Coronado HS               |
| Fri 05-Oct-56  | 8:00 PM | W 33 | @ North Torrance             | 0 N          | @ Torrance HS               |
| Fri 12-Oct-56  | 7:30 PM | W 54 | Kearney                      | 21 N         | Laguna Beach HS Field       |
| Fri 19-Oct-56  | 7:30 PM | W 53 | @ Rancho Alamitos            | * 13 N       | @ Garden Grove HS           |
| Fri 26-Oct-56  | 7:30 PM | W 34 | Valencia                     | * 13 N       | Laguna Beach HS Field       |
| Fri 02-Nov-56  | 2:30 PM | W 33 | @ Capistrano                 | * 6          | @ Capistrano HS             |
| Fri 09-Nov-56  | 7:30 PM | W 33 | Tustin                       | * 12 N       | HC Laguna Beach HS Field    |
| Fri 16-Nov-56  | 2:30 PM | L 13 | @ Brea - Olinda              | * 27         | @ Brea - Olinda HS          |
|                |         | 313  | 8-1-0                        | 125          |                             |
|                |         | 34.8 | * Orange League<br>2nd       | 13.9 Average |                             |
| LaVerne Dugger |         |      |                              |              |                             |
| <b>1957</b>    |         |      |                              |              |                             |
| Fri 20-Sep-57  | 7:30 PM | L 12 | @ Huntington Beach           | 25 N         | @ Huntington Beach HS       |
| Fri 27-Sep-57  | 7:30 PM | L 13 | Coronado (SD)                | 34 N         | Laguna Beach HS Field       |
| Fri 04-Oct-57  | 7:30 PM | T 6  | Capistrano                   | * 6 N        | Laguna Beach HS Field       |
| Fri 11-Oct-57  | 3:00 PM | W    | @ Valencia                   | * FW         | @ Forfeit (Game Not Played) |
| Fri 18-Oct-57  | 7:30 PM | L 7  | Brea - Olinda                | * 25 N       | Laguna Beach HS Field       |
| Fri 25-Oct-57  | 7:30 PM | L 0  | @ Orange                     | * 13 N       | @ Chapman College Stadium   |
| Fri 01-Nov-57  | 7:30 PM | W 21 | Buena Park                   | * 13 N       | Laguna Beach HS Field       |
| Fri 08-Nov-57  | 3:00 PM | L 7  | @ Tustin                     | * 20         | @ Tustin HS                 |
| Fri 15-Nov-57  | 7:30 PM | L 12 | Rancho Alamitos              | * 13 N       | HC Laguna Beach HS Field    |
|                |         | 78   | 2-6-1                        | 149          |                             |
|                |         | 9.8  | * Orange League<br>5th       | 18.6 Average |                             |

|             | Date          | KO Time | PF   | Opponent                     | PA           | Site                      |
|-------------|---------------|---------|------|------------------------------|--------------|---------------------------|
| <b>1958</b> |               |         |      |                              |              |                           |
|             | Fri 26-Sep-58 | 8:00 PM | W 19 | Huntington Beach             | 13 N         | Laguna Beach HS Field     |
|             | Fri 03-Oct-58 | 8:00 PM | W 20 | @ Coronado                   | 0 N          | @ Coronado HS             |
|             | Fri 10-Oct-58 | 8:00 PM | W 27 | @ Buena Park                 | 13 N         | @ La Habra HS             |
|             | Fri 17-Oct-58 | 8:00 PM | W 28 | Don Bosco Tech               | 7 N          | Laguna Beach HS Field     |
|             | Fri 24-Oct-58 | 8:00 PM | W 28 | Valencia                     | * 6 N        | Laguna Beach HS Field     |
|             | Fri 31-Oct-58 | 7:30 PM | W 34 | @ Capistrano                 | * 0 N        | @ Capistrano HS           |
|             | Fri 07-Nov-58 | 8:00 PM | W 26 | Tustin                       | * 13 N       | HC Laguna Beach HS Field  |
|             | Fri 14-Nov-58 | 8:00 PM | L 9  | Orange                       | 13 N         | Laguna Beach HS Field     |
|             | Sa 22-Nov-58  | 7:30 PM | L 0  | @ Brea - Olinda              | * 19 N       | @ Fullerton Stadium       |
|             |               |         | 191  | 7-2-0                        | 84           |                           |
|             |               |         | 21.2 | * Orange League<br>2nd       | 9.3 Average  |                           |
| <b>1959</b> |               |         |      |                              |              |                           |
|             | Fri 25-Sep-59 | 8:00 PM | L 6  | @ Huntington Beach           | 7 N          | @ Huntington Beach HS     |
|             | Fri 02-Oct-59 | 8:00 PM | L 0  | Coronado                     | 27 N         | Laguna Beach HS Field     |
|             | Fri 09-Oct-59 | 8:00 PM | L 6  | Buena Park                   | 7 N          | Laguna Beach HS Field     |
|             | Fri 16-Oct-59 | 8:00 PM | W 12 | @ Orange                     | 6 N          | @ Chapman College Stadium |
|             | Fri 23-Oct-59 | 8:00 PM | L 7  | Brea - Olinda                | * 26 N       | Laguna Beach HS Field     |
|             | Fri 30-Oct-59 | 8:00 PM | W 14 | @ Valencia                   | * 0 N        | @ Valencia HS             |
|             | Fri 06-Nov-59 | 8:00 PM | W 39 | Capistrano                   | * 0 N        | HC Laguna Beach HS Field  |
|             | Fri 13-Nov-59 | 8:00 PM | W 12 | @ Tustin                     | * 7 N        | @ Tustin HS               |
|             |               |         | 96   | 4-4-0                        | 80           |                           |
|             |               |         | 12   | * Orange League<br>1st (Tie) | 10 Average   |                           |
| <b>1960</b> |               |         |      |                              |              |                           |
|             | Fri 23-Sep-60 | 8:00 PM | L 7  | Huntington Beach             | 34 N         | Laguna Beach HS Field     |
|             | Fri 30-Sep-60 | 8:00 PM | L 6  | @ Coronado                   | 14 N         | @ Coronado HS             |
|             | Thu 06-Oct-60 | 7:30 PM | L 0  | @ Rancho Alamitos            | 20 N         | @ Garden Grove HS         |
|             | Fri 14-Oct-60 | 8:00 PM | L 6  | Artesia                      | 13 N         | Laguna Beach HS Field     |
|             | Fri 21-Oct-60 | 8:00 PM | W 14 | Costa Mesa                   | * 6 N        | Laguna Beach HS Field     |
|             | Fri 28-Oct-60 | 8:00 PM | L 7  | @ Brea - Olinda              | * 59 N       | @ Brea - Olinda HS        |
|             | Fri 04-Nov-60 | 8:00 PM | L 12 | Valencia                     | * 32 N       | Laguna Beach HS Field     |
|             | Thu 10-Nov-60 | 8:00 PM | L 6  | @ Capistrano                 | * 19 N       | @ Capistrano HS           |
|             | Fri 18-Nov-60 | 8:00 PM | L 6  | Tustin                       | * 28 N       | HC Laguna Beach HS Field  |
|             |               |         | 64   | 1-8-0                        | 225          |                           |
|             |               |         | 7.1  | * Orange League<br>4th (Tie) | 25.0 Average |                           |
| Hal Akins   |               |         |      |                              |              |                           |
| <b>1961</b> |               |         |      |                              |              |                           |
|             | Fri 22-Sep-61 | 8:00 PM | L 0  | @ Huntington Beach           | 12 N         | @ Huntington Beach HS     |
|             | Fri 29-Sep-61 | 8:00 PM | W 38 | St John Bosco                | 12 N         | Laguna Beach HS Field     |
|             | Fri 06-Oct-61 | 8:00 PM | L 7  | @ Tustin                     | * 34 N       | @ Tustin HS               |
|             | Fri 13-Oct-61 | 8:00 PM | W 33 | Lowell                       | * 7 N        | Laguna Beach HS Field     |
|             | Fri 20-Oct-61 | 8:00 PM | T 0  | @ Valencia                   | * 0 N        | @ Valencia HS             |
|             | Fri 27-Oct-61 | 8:00 PM | L 6  | Brea - Olinda                | * 25 N       | Laguna Beach HS Field     |
|             | Fri 03-Nov-61 | 8:00 PM | T 0  | Magnolia                     | * 0 N        | Laguna Beach HS Field     |
|             | Fri 10-Nov-61 | 8:00 PM | W 46 | @ Santiago                   | * 14 N       | @ Garden Grove HS         |
|             | Fri 17-Nov-61 | 8:00 PM | W 33 | Capistrano                   | * 6 N        | HC Laguna Beach HS Field  |
|             |               |         | 163  | 4-3-2                        | 110          |                           |
|             |               |         | 18.1 | * Orange League<br>4th       | 12.2 Average |                           |

| Date          | KO Time | PF   | Opponent                           | PA           | Site                           |
|---------------|---------|------|------------------------------------|--------------|--------------------------------|
| <b>1962</b>   |         |      |                                    |              |                                |
| Fri 21-Sep-62 | 8:00 PM | L 7  | @ Huntington Beach                 | 18 N         | @ Huntington Beach HS          |
| Fri 28-Sep-62 | 8:00 PM | W 12 | @ Fallbrook (SD)                   | 0 N          | @ Fallbrook HS                 |
| Fri 05-Oct-62 | 8:00 PM | L 7  | Coronado (SD)                      | 20 N         | Guyer Field                    |
| Fri 12-Oct-62 | 8:00 PM | W    | @ St John Bosco                    | N            | FW @ Forfeit (Game Not Played) |
| Fri 19-Oct-62 | 8:00 PM | W 46 | @ Capistrano                       | * 6 N        | @ Capistrano HS                |
| Fri 26-Oct-62 | 8:00 PM | W 26 | Lowell                             | * 0 N        | Guyer Field                    |
| Fri 02-Nov-62 | 8:00 PM | W 31 | @ Corona del Mar                   | * 6 N        | @ Newport Harbor HS            |
| Fri 09-Nov-62 | 8:00 PM | L 0  | @ Brea - Olinda                    | * 13 N       | @ Brea - Olinda HS             |
| Fri 16-Nov-62 | 8:00 PM | W 21 | Valencia                           | * 6 N        | HC Guyer Field                 |
| Fri 23-Nov-62 | 8:00 PM | W 14 | @ Hemet                            | # 13 N       | @ Hemet HS                     |
| Fri 30-Nov-62 | 8:00 PM | W 34 | Santa Clara                        | # 14 N       | Guyer Field                    |
| Fri 07-Dec-62 | 8:00 PM | L 7  | n Brea - Olinda                    | # 32 N       | n Orange Coast College         |
|               |         | 205  | 8-4-0                              | 128          |                                |
|               |         | 18.6 | * Orange League<br>2 <sup>nd</sup> | 11.6 Average |                                |

|               |         |      |  |             |                  |
|---------------|---------|------|--|-------------|------------------|
| <b>1963</b>   |         |      |  |             |                  |
| Fri 20-Sep-63 | 8:00 PM | L 6  | @ Coronado (SD)                          | 7 N         | @ Coronado HS    |
| Fri 27-Sep-63 | 8:00 PM | W 32 | Fallbrook (SD)                           | 0 N         | Guyer Field      |
| Fri 04-Oct-63 | 8:00 PM | T 6  | @ Valencia                               | * 6 N       | @ Valencia HS    |
| Fri 11-Oct-63 | 8:00 PM | W 19 | Capistrano                               | * 6 N       | Guyer Field      |
| Sat 19-Oct-63 | 8:00 PM | W 6  | @ Loara                                  | * 0 N       | @ Glover Stadium |
| Fri 25-Oct-63 | 8:00 PM | W 7  | Corona del Mar                           | * 6 N       | Guyer Field      |
| Sa 02-Nov-63  | 8:00 PM | W 45 | @ Lowell                                 | * 7 N       | @ La Habra HS    |
| Fri 08-Nov-63 | 8:00 PM | L 6  | Brea - Olinda                            | * 20 N      | HC Guyer Field   |
| Fri 15-Nov-63 | 8:00 PM | W 20 | La Quinta                                | * 0 N       | Guyer Field      |
|               |         | 147  | 6-2-1                                    | 52          |                  |
|               |         | 16.3 | * Orange League<br>2 <sup>nd</sup> (Tie) | 5.8 Average |                  |

|               |         |      |  |         |                           |
|---------------|---------|------|--|---------|---------------------------|
| <b>1964</b>   |         |      |  |         |                           |
| Fri 25-Sep-64 | 8:00 PM | W 33 | Valley Christian                         | 7 N     | Guyer Field               |
| Fri 02-Oct-64 | 8:00 PM | W 37 | @ Villa Park                             | 0 N     | @ Chapman College Stadium |
| Fri 09-Oct-64 | 8:00 PM | W 13 | @ Corona del Mar                         | 6 N     | @ Newport Harbor HS       |
| Fri 16-Oct-64 | 8:00 PM | W 13 | Kennedy                                  | 0 N     | Guyer Field               |
| Fri 23-Oct-64 | 8:00 PM | W 26 | Rolling Hills                            | 6 N     | Guyer Field               |
| Fri 30-Oct-64 | 8:00 PM | W 19 | Brea - Olinda                            | * 0 N   | Guyer Field               |
| Fri 06-Nov-64 | 8:00 PM | W 18 | @ Foothill                               | * 14 N  | @ Tustin HS               |
| Fri 13-Nov-64 | 8:00 PM | T 13 | San Clemente                             | * 13 N  | HC Guyer Field            |
| Fri 20-Nov-64 | 8:00 PM | L 0  | @ Lowell                                 | * 6 N   | @ La Habra HS             |
| Fri 27-Nov-64 | 8:00 PM | W 26 | n Bloomington                            | # 0 N   | n Colton HS               |
| Fri 04-Dec-64 | 8:00 PM | L 19 | Coachella                                | # 20 N  | Guyer Field               |
|               |         | 217  | 8-2-1                                    | 72      |                           |
|               |         | 19.7 | * Orange League<br>2 <sup>nd</sup> (Tie) | 6.5 Ave |                           |



| Date          | KO Time | PF   | Opponent                        | PA           | Site                      |
|---------------|---------|------|---------------------------------|--------------|---------------------------|
| <b>1965</b>   |         |      |                                 |              |                           |
| Fri 24-Sep-65 | 8:00 PM | W 39 | Coronado (SD)                   | 0 N          | Guyer Field               |
| Fri 01-Oct-65 | 8:00 PM | W 28 | Villa Park                      | 7 N          | Guyer Field               |
| Fri 08-Oct-65 | 8:00 PM | L 13 | @ Oceanside (SD)                | 14 N         | @ Oceanside HS            |
| Fri 15-Oct-65 | 8:00 PM | W 26 | Bishop Gorman (NV)              | 6 N          | Guyer Field               |
| Fri 22-Oct-65 | 8:00 PM | L 8  | @ Brea - Olinda                 | * 10 N       | @ Brea - Olinda HS        |
| Fri 29-Oct-65 | 8:00 PM | L 7  | Foothill                        | * 12 N       | Guyer Field               |
| Fri 05-Nov-65 | 8:00 PM | W 27 | @ San Clemente                  | * 6 N        | @ San Clemente HS         |
| Fri 12-Nov-65 | 8:00 PM | W 19 | Lowell                          | * 0 N        | HC Guyer Field            |
| Fri 19-Nov-65 | 8:00 PM | W 6  | @ Troy                          | * 0 N        | @ Fullerton Stadium       |
|               |         | 173  | 6-3-0                           | 55           |                           |
|               |         | 19.2 | * Orange League<br>2nd (Tie)    | 6.1 Average  |                           |
| <b>1966</b>   |         |      |                                 |              |                           |
| Fri 23-Sep-66 | 8:00 PM | L 13 | Oceanside (SD)                  | 14 N         | Guyer Field               |
| Fri 30-Sep-66 | 8:00 PM | W 14 | Brea - Olinda                   | 9 N          | Guyer Field               |
| Fri 07-Oct-66 | 8:00 PM | W 27 | @ Estancia                      | * 6 N        | @ Newport Harbor HS       |
| Fri 14-Oct-66 | 8:00 PM | W 26 | @ Fountain Valley               | * 6 N        | @ Huntington Beach HS     |
| Fri 21-Oct-66 | 8:00 PM | W 34 | Costa Mesa                      | * 6 N        | Guyer Field               |
| Fri 28-Oct-66 | 8:00 PM | L 7  | @ Huntington Beach              | * 21 N       | @ Huntington Beach HS     |
| Fri 04-Nov-66 | 8:00 PM | L 7  | Corona del Mar                  | * 20 N       | Guyer Field               |
| Thu 10-Nov-66 | 8:00 PM | W 19 | @ Newport Harbor                | * 0 N        | @ Newport Harbor HS       |
| Fri 18-Nov-66 | 8:00 PM | W 38 | San Clemente                    | * 13 N       | HC Guyer Field            |
|               |         | 185  | 6-3-0                           | 95           |                           |
|               |         | 20.6 | * Irvine League<br>2nd (Tie)    | 10.6 Average |                           |
| <b>1967</b>   |         |      |                                 |              |                           |
| Fri 22-Sep-67 | 8:00 PM | L 6  | Troy                            | 31 N         | Guyer Field               |
| Fri 29-Sep-67 | 8:00 PM | L 7  | @ Brea - Olinda                 | 26 N         | @ Brea - Olinda HS        |
| Fri 06-Oct-67 | 8:00 PM | L 13 | @ San Clemente                  | * 20 N       | @ San Clemente HS         |
| Fri 13-Oct-67 | 8:00 PM | W 35 | El Modena                       | * 28 N       | Guyer Field               |
| Fri 20-Oct-67 | 8:00 PM | W 14 | Villa Park                      | * 6 N        | Guyer Field               |
| Fri 27-Oct-67 | 8:00 PM | L 0  | @ Foothill                      | * 27 N       | @ Tustin HS               |
| Fri 03-Nov-67 | 8:00 PM | W 28 | Tustin                          | * 20 N       | Guyer Field               |
| Fri 10-Nov-67 | 8:00 PM | L 14 | @ Orange                        | * 34 N       | @ Chapman College Stadium |
| Fri 17-Nov-67 | 8:00 PM | W 54 | Mission Viejo                   | * 7 N        | HC Guyer Field            |
|               |         | 171  | 4-5-0                           | 199          |                           |
|               |         | 19.0 | * Crestview League<br>4th (Tie) | 22.1 Average |                           |
| <b>1968</b>   |         |      |                                 |              |                           |
| Fri 20-Sep-68 | 8:00 PM | W 13 | @ Katella                       | 6            | @ Glover Stadium          |
| Fri 27-Sep-68 | 8:00 PM | W 40 | Brea - Olinda                   | 0            | Guyer Field               |
| Thu 03-Oct-68 | 7:00 PM | W 28 | @ El Modena                     | * 0 N        | @ Santa Ana Bowl          |
| Fri 11-Oct-68 | 8:00 PM | W 28 | @ Villa Park                    | * 3 N        | @ Mission Viejo HS        |
| Fri 18-Oct-68 | 8:00 PM | W 22 | Foothill                        | * 20 N       | Guyer Field               |
| Fri 25-Oct-68 | 8:00 PM | W 14 | @ Tustin                        | * 0 N        | @ Tustin HS               |
| Fri 01-Nov-68 | 8:00 PM | W 41 | Orange                          | * 10 N       | Guyer Field               |
| Fri 08-Nov-68 | 8:00 PM | W 27 | @ Mission Viejo                 | * 12 N       | @ Mission Viejo HS        |
| Fri 15-Nov-68 | 8:00 PM | W 20 | San Clemente                    | * 0 N        | HC Guyer Field            |
| Fri 22-Nov-68 | 8:00 PM | W 14 | @ La Quinta                     | # 13 N       | @ Bolsa Grande HS         |
| Fri 29-Nov-68 | 8:00 PM | L 14 | n Rolling Hills                 | # 42 N       | n Orange Coast College    |
|               |         | 261  | 10-1-0                          | 106          |                           |
|               |         | 23.7 | * Crestview League<br>1st       | 9.6 Average  |                           |

|             | Date          | KO Time | PF   | Opponent                        | PA           | Site                    |
|-------------|---------------|---------|------|---------------------------------|--------------|-------------------------|
| <b>1969</b> |               |         |      |                                 |              |                         |
|             | Fri 19-Sep-69 | 8:00 PM | L 6  | Katella                         | 39 N         | Guyer Field             |
|             | Fri 26-Sep-69 | 8:00 PM | L 7  | @ Brea - Olinda                 | 24 N         | @ Brea - Olinda HS      |
|             | Fri 03-Oct-69 | 8:00 PM | L 6  | Villa Park                      | * 34 N       | Guyer Field             |
|             | Fri 10-Oct-69 | 8:00 PM | L 0  | @ Foothill                      | * 42 N       | @ Mission Viejo HS      |
|             | Fri 17-Oct-69 | 8:00 PM | L 12 | Tustin                          | * 26 N       | Guyer Field             |
|             | Sa 25-Oct-69  | 8:00 PM | L 6  | @ Orange                        | * 56 N       | @ El Modena HS          |
|             | Fri 31-Oct-69 | 8:00 PM | W 23 | Mission Viejo                   | * 13 N       | Guyer Field             |
|             | Fri 07-Nov-69 | 8:00 PM | L 0  | @ San Clemente                  | * 27 N       | @ San Clemente HS       |
|             | Fri 14-Nov-69 | 8:00 PM | L 0  | El Modena                       | * 12 N HC    | Guyer Field             |
|             |               |         | 60   | 1-8-0                           | 273          |                         |
|             |               |         | 6.7  | * Crestview League<br>7th (Tie) | 30.3 Average |                         |
| <b>1970</b> |               |         |      |                                 |              |                         |
|             | Sa 19-Sep-70  | 8:00 PM | L 6  | @ Los Amigos                    | 19 N         | @ Garden Grove HS       |
|             | Fri 25-Sep-70 | 8:00 PM | L 7  | @ San Clemente                  | 26 N         | @ San Clemente HS       |
|             | Sa 03-Oct-70  | 8:00 PM | L 0  | @ Neff                          | 28 N         | @ Cerritos College      |
|             | Fri 09-Oct-70 | 8:00 PM | L 0  | Colton                          | 39 N         | Guyer Field             |
|             | Fri 16-Oct-70 | 8:00 PM | L 7  | Valencia                        | * 26 N       | Guyer Field             |
|             | Fri 23-Oct-70 | 8:00 PM | L 19 | Brea - Olinda                   | * 24 N       | Guyer Field             |
|             | Fri 30-Oct-70 | 8:00 PM | L 7  | @ Saddleback                    | * 49 N       | @ Santa Ana Bowl        |
|             | Fri 06-Nov-70 | 7:30 PM | L 8  | @ Sonora                        | * 32 N       | @ La Habra HS           |
|             | Fri 13-Nov-70 | 8:00 PM | W 25 | El Dorado                       | * 18 N HC    | Guyer Field             |
|             |               |         | 79   | 1-8-0                           | 261          |                         |
|             |               |         | 8.8  | * Orange League<br>5th (Tie)    | 29.0 Average |                         |
| <b>1971</b> |               |         |      |                                 |              |                         |
|             | Sa 25-Sep-71  | 8:00 PM | W 13 | @ Gladstone                     | 6 N          | @ Citrus College, Azuza |
|             | Fri 01-Oct-71 | 8:00 PM | W 7  | San Clemente                    | 33 N FW      | Guyer Field             |
|             | Fri 08-Oct-71 | 8:00 PM | L 12 | @ Brea - Olinda                 | * 15 N       | @ Brea - Olinda HS      |
|             | Fri 15-Oct-71 | 8:00 PM | W 6  | Saddleback                      | * 40 N FW    | Guyer Field             |
|             | Sat 23-Oct-71 | 8:00 PM | L 0  | @ Valencia                      | * 32 N       | @ Valencia HS           |
|             | Fri 29-Oct-71 | 8:00 PM | L 7  | Sonora                          | * 42 N       | Guyer Field             |
|             | Fri 05-Nov-71 | 8:00 PM | L 7  | University                      | * 13 N       | Guyer Field             |
|             | Fri 12-Nov-71 | 8:00 PM | L 12 | Los Amigos                      | 32 N HC      | Guyer Field             |
|             | Fri 19-Nov-71 | 8:00 PM | L 7  | @ El Dorado                     | * 28 N       | @ Valencia HS           |
|             |               |         | 71   | 3-6-0                           | 241          |                         |
|             |               |         | 7.9  | * Orange League<br>6th (Tie)    | 26.8 Average |                         |
| <b>1972</b> |               |         |      |                                 |              |                         |
|             | Fri 22-Sep-72 | 8:00 PM | W 10 | Gladstone                       | 6 N          | Guyer Field             |
|             | Fri 29-Sep-72 | 8:00 PM | W 14 | Army - Navy (SD)                | 8 N          | Guyer Field             |
|             | Fri 06-Oct-72 | 8:00 PM | W 34 | El Dorado                       | * 32 N       | Guyer Field             |
|             | Fri 13-Oct-72 | 8:00 PM | L 15 | Brea - Olinda                   | * 28 N       | Guyer Field             |
|             | Sa 21-Oct-72  | 8:00 PM | L 7  | @ Saddleback                    | * 35 N       | @ Santa Ana Bowl        |
|             | Fri 27-Oct-72 | 8:00 PM | L 15 | Valencia                        | * 28 N       | Guyer Field             |
|             | Sa 04-Nov-72  | 8:00 PM | L 7  | @ Sonora                        | * 40 N       | @ La Habra HS           |
|             | Fri 10-Nov-72 | 8:00 PM | L 13 | @ University                    | * 25 N       | @ Tustin HS             |
|             | Fri 17-Nov-72 | 8:00 PM | W 42 | Dana Hills                      | * 13 N HC    | Guyer Field             |
|             |               |         | 157  | 4-5-0                           | 215          |                         |
|             |               |         | 17.4 | * Orange League<br>6th (Tie)    | 23.9 Average |                         |

| Date          | KO Time | PF  | Opponent          | PA           | Site               |
|---------------|---------|-----|-------------------|--------------|--------------------|
| <b>1973</b>   |         |     |                   |              |                    |
| Fri 21-Sep-73 | 8:00 PM | W   | 25 Cypress        | 6 N          | Guyer Field        |
| Fri 28-Sep-73 | 8:00 PM | L   | 0 San Clemente    | 21 N         | Guyer Field        |
| Fri 05-Oct-73 | 8:00 PM | L   | 7 @ Brea - Olinda | * 24 N       | @ Brea - Olinda HS |
| Fri 12-Oct-73 | 8:00 PM | L   | 12 Valencia       | * 19 N       | Guyer Field        |
| Fri 19-Oct-73 | 8:00 PM | L   | 9 San Clemente    | * 27 N       | Guyer Field        |
| Fri 26-Oct-73 | 8:00 PM | L   | 16 @ El Dorado    | * 27 N       | @ Valencia HS      |
| Fri 02-Nov-73 | 8:00 PM | L   | 0 University      | * 14 N       | Guyer Field        |
| Fri 09-Nov-73 | 8:00 PM | L   | 6 Sonora          | * 27 N       | HC Guyer Field     |
| Fri 16-Nov-73 | 8:00 PM | L   | 0 @ Dana Hills    | * 21 N       | San Clemente HS    |
|               |         | 75  | 1-8-0             | 186          |                    |
|               |         | 8.3 | * Orange League   | 20.7 Average |                    |
|               |         |     | 8th               |              |                    |

| Dennis Haryung |         |      |                      |              |                    |
|----------------|---------|------|----------------------|--------------|--------------------|
| <b>1974</b>    |         |      |                      |              |                    |
| Sa 21-Sep-74   | 2:00 PM | W    | 26 @ Cypress         | 6            | @ Western HS       |
| Fri 27-Sep-74  | 8:00 PM | W    | 27 Rim of the World  | 6 N          | Guyer Field        |
| Sa 05-Oct-74   | 8:00 PM | L    | 6 @ Canyon           | 26 N         | @ El Modena HS     |
| Fri 11-Oct-74  | 8:00 PM | L    | 6 Brea - Olinda      | 17 N         | Guyer Field        |
| Fri 18-Oct-74  | 7:30 PM | L    | 6 Mission Viejo      | * 7 N        | Guyer Field        |
| Fri 25-Oct-74  | 7:30 PM | L    | 8 @ Dana Hills       | * 13 N       | @ San Clemente HS  |
| Fri 01-Nov-74  | 7:30 PM | L    | 6 University         | * 9 N        | HC Guyer Field     |
| Thu 07-Nov-74  | 7:30 PM | L    | 8 @ El Toro          | * 14 N       | @ Mission Viejo HS |
| Fri 15-Nov-74  | 7:30 PM | L    | 16 San Clemente      | * 22 N       | Guyer Field        |
|                |         | 109  | 2-7-0                | 120          |                    |
|                |         | 12.1 | * South Coast League | 13.3 Average |                    |
|                |         |      | 6th                  |              |                    |

| <b>1975</b>   |         |     |                       |              |                       |
|---------------|---------|-----|-----------------------|--------------|-----------------------|
| Fri 19-Sep-75 | 8:00 PM | W   | 7 Bloomington         | 0 N          | Guyer Field           |
| Fri 26-Sep-75 | 8:00 PM | W   | 20 @ Rim of the World | 6 N          | @ Rim of the World HS |
| Fri 03-Oct-75 | 8:00 PM | L   | 7 Canyon              | 13 N         | Guyer Field           |
| Fri 10-Oct-75 | 8:00 PM | L   | 7 @ Brea - Olinda     | 14 N         | @ Brea - Olinda HS    |
| Fri 17-Oct-75 | 7:30 PM | L   | 7 Dana Hills          | * 19 N       | Guyer Field           |
| Fri 24-Oct-75 | 7:30 PM | L   | 0 @ University        | * 20 N       | @ Tustin HS           |
| Fri 31-Oct-75 | 7:30 PM | L   | 13 El Toro            | * 14 N       | HC Guyer Field        |
| Fri 07-Nov-75 | 7:30 PM | L   | 18 @ San Clemente     | * 20 N       | @ San Clemente HS     |
| Fri 14-Nov-75 | 7:30 PM | L   | 6 @ Mission Viejo     | * 32 N       | @ Mission Viejo HS    |
|               |         | 85  | 2-7-0                 | 138          |                       |
|               |         | 9.4 | * South Coast League  | 15.3 Average |                       |
|               |         |     | 6th                   |              |                       |

| <b>1976</b>   |         |      |                      |             |                       |
|---------------|---------|------|----------------------|-------------|-----------------------|
| Fri 17-Sep-76 | 8:00 PM | L    | 25 Brea - Olinda     | 0 N         | FL Guyer Field        |
| Fri 24-Sep-76 | 8:00 PM | L    | 13 Norco             | 0 N         | FL Guyer Field        |
| Fri 01-Oct-76 | 8:00 PM | L    | 13 Costa Mesa        | * 6 N       | FL Guyer Field        |
| Fri 08-Oct-76 | 8:00 PM | L    | 7 @ El Toro          | * 0 N       | FL @ Mission Viejo HS |
| Fri 15-Oct-76 | 8:00 PM | L    | 0 San Clemente       | * 15 N      | Guyer Field           |
| Fri 22-Oct-76 | 8:00 PM | L    | 14 @ Mission Viejo   | * 7 N       | FL @ Mission Viejo HS |
| Fri 29-Oct-76 | 8:00 PM | L    | 9 Corona del Mar     | * 7 N       | FL, HC Guyer Field    |
| Fri 05-Nov-76 | 8:00 PM | L    | 0 @ Dana Hills       | * 7 N       | @ San Clemente HS     |
| Fri 12-Nov-76 | 8:00 PM | W    | 20 University        | * 9 N       | Guyer Field           |
|               |         | 101  | 1-8-0                | 51          |                       |
|               |         | 11.2 | * South Coast League | 5.7 Average |                       |
|               |         |      | 7th (Tie)            |             |                       |

| Date          | KO Time | PF   | Opponent             | PA           | Site                      |
|---------------|---------|------|----------------------|--------------|---------------------------|
| <b>1977</b>   |         |      |                      |              |                           |
| Fri 16-Sep-77 | 7:30 PM | W 9  | @ Brea - Olinda      | 6 N          | @ Brea - Olinda HS        |
| Fri 23-Sep-77 | 8:00 PM | W 28 | Irvine               | 0 N          | Guyer Field               |
| Fri 30-Sep-77 | 8:00 PM | L 7  | El Toro              | * 17 N       | Guyer Field               |
| Fri 07-Oct-77 | 8:00 PM | L 14 | @ San Clemente       | * 18 N       | @ San Clemente HS         |
| Fri 14-Oct-77 | 8:00 PM | W 13 | Mission Viejo        | * 7 N        | Guyer Field               |
| Thu 20-Oct-77 | 7:30 PM | L 20 | @ Corona del Mar     | * 22 N       | @ Newport Harbor HS       |
| Fri 28-Oct-77 | 8:00 PM | W 49 | Dana Hills           | * 20 N       | HC Guyer Field            |
| Fri 04-Nov-77 | 8:00 PM | L 10 | @ Costa Mesa         | * 34 N       | @ Newport Harbor HS       |
| Thu 10-Nov-77 | 8:00 PM | W 12 | @ University         | * 7 N        | @ Irvine HS               |
|               |         | 162  | 5-4-0                | 131          |                           |
|               |         | 18.0 | * South Coast League | 14.6 Average |                           |
|               |         |      | 5th (Tie)            |              |                           |
| Walt Hamera   |         |      |                      |              |                           |
| <b>1978</b>   |         |      |                      |              |                           |
| Fri 22-Sep-78 | 7:30 PM | L 0  | El Toro              | 21 N         | Guyer Field               |
| Fri 29-Sep-78 | 7:30 PM | W 7  | St Anthony           | 6 N          | Guyer Field               |
| Thu 05-Oct-78 | 7:30 PM | W 7  | @ Irvine             | 0 N          | @ Irvine HS               |
| Fri 13-Oct-78 | 7:30 PM | L 0  | @ Brawley            | 28 N         | @ Brawley HS              |
| Fri 20-Oct-78 | 7:30 PM | L 17 | Capistrano Valley    | * 24 N       | Guyer Field               |
| Fri 27-Oct-78 | 7:30 PM | L 12 | @ Mission Viejo      | * 27 N       | @ Mission Viejo HS        |
| Fri 03-Nov-78 | 7:30 PM | W 42 | Laguna Hills         | * 0 N        | HC Guyer Field            |
| Thu 09-Nov-78 | 7:30 PM | W 24 | @ Dana Hills         | * 0 N        | @ San Clemente HS         |
| Fri 17-Nov-78 | 7:30 PM | L 14 | San Clemente         | * 35 N       | Guyer Field               |
|               |         | 123  | 4-5-0                | 141          |                           |
|               |         | 13.7 | * South Coast League | 15.7 Average |                           |
|               |         |      | 4th                  |              |                           |
| <b>1979</b>   |         |      |                      |              |                           |
| Fri 21-Sep-79 | 7:30 PM | L 7  | @ Mayfair            | 14 N         | @ Bellflower HS           |
| Fri 28-Sep-79 | 7:30 PM | W 7  | @ St Anthony         | 6 N          | @ Clark Field, Long Beach |
| Fri 05-Oct-79 | 7:30 PM | W 42 | Irvine               | 0 N          | Guyer Field               |
| Fri 12-Oct-79 | 7:30 PM | L 7  | Brawley              | 13 N         | Guyer Field               |
| Fri 19-Oct-79 | 7:30 PM | L 0  | Mission Viejo        | * 28 N       | Guyer Field               |
| Sa 27-Oct-79  | 7:30 PM | W 13 | @ Laguna Hills       | * 7 N        | @ Mission Viejo HS        |
| Fri 02-Nov-79 | 7:30 PM | W 16 | Dana Hills           | * 6 N        | HC Guyer Field            |
| Fri 09-Nov-79 | 7:30 PM | L 0  | @ San Clemente       | * 19 N       | @ San Clemente HS         |
| Fri 16-Nov-79 | 7:30 PM | L 23 | @ Capistrano Valley  | * 40 N       | @ Capistrano Valley HS    |
|               |         | 115  | 4-5-0                | 133          |                           |
|               |         | 12.8 | * South Coast League | 14.8 Average |                           |
|               |         |      | 4th                  |              |                           |
| <b>1980</b>   |         |      |                      |              |                           |
| Fri 19-Sep-80 | 7:30 PM | W 49 | Mayfair              | 16 N         | Guyer Field               |
| Fri 26-Sep-80 | 7:30 PM | W 30 | Elsinore             | 7 N          | Guyer Field               |
| Fri 03-Oct-80 | 7:30 PM | W 32 | @ Irvine             | 0 N          | @ Irvine HS               |
| Fri 10-Oct-80 | 7:30 PM | L 6  | @ University         | 14 N         | @ Irvine HS               |
| Fri 17-Oct-80 | 7:30 PM | W 35 | Laguna Hills         | * 14 N       | Guyer Field               |
| Sa 25-Oct-80  | 1:00 PM | W 27 | @ Dana Hills         | * 14         | @ Dana Hills HS           |
| Fri 31-Oct-80 | 7:30 PM | L 9  | San Clemente         | * 16 N       | HC Guyer Field            |
| Fri 07-Nov-80 | 7:30 PM | W 7  | Capistrano Valley    | * 6 N        | Guyer Field               |
| Fri 14-Nov-80 | 7:30 PM | W 12 | @ Mission Viejo      | * 10 N       | @ Mission Viejo HS        |
| Fri 21-Nov-80 | 7:30 PM | L 6  | Corona del Mar       | # 22 N       | Guyer Field               |
|               |         | 213  | 7-3-0                | 119          |                           |
|               |         | 21.3 | * South Coast League | 11.9 Average |                           |
|               |         |      | 1st (Tie)            |              |                           |

|  | Date          | KO Time | PF   | Opponent                          | PA           | Site                   |
|--|---------------|---------|------|-----------------------------------|--------------|------------------------|
|  |               |         |      | <b>1981</b>                       |              |                        |
|  | Fri 18-Sep-81 | 7:30 PM | T 13 | Irvine                            | 13 N         | Guyer Field            |
|  | Fri 25-Sep-81 | 7:30 PM | L 14 | @ Elsinore                        | 16 N         | @ Elsinore HS          |
|  | Fri 02-Oct-81 | 7:30 PM | L 12 | @ Magnolia                        | 13 N         | @ Western HS           |
|  | Fri 09-Oct-81 | 7:30 PM | W 9  | Los Amigos                        | 7 N          | Guyer Field            |
|  | Fri 16-Oct-81 | 7:30 PM | W 21 | Dana Hills                        | * 6 N        | Guyer Field            |
|  | Fri 23-Oct-81 | 7:30 PM | W 14 | @ San Clemente                    | * 0 N        | @ San Clemente HS      |
|  | Fri 30-Oct-81 | 7:30 PM | L 13 | @ Capistrano Valley               | * 47 N       | @ Capistrano Valley HS |
|  | Fri 06-Nov-81 | 7:30 PM | L 0  | Mission Viejo                     | * 36 N       | HC Guyer Field         |
|  | Thu 12-Nov-81 | 7:30 PM | L 23 | @ Laguna Hills                    | * 34 N       | @ Mission Viejo HS     |
|  |               |         | 119  | 3-5-1                             | 172          |                        |
|  |               |         | 13.2 | * South Coast League<br>4th       | 19.1 Average |                        |
|  |               |         |      | Dennis Haryung                    |              |                        |
|  |               |         |      | <b>1982</b>                       |              |                        |
|  | Fri 17-Sep-82 | 7:30 PM | W 16 | @ Savanna                         | 0 N          | @ Western HS           |
|  | Fri 24-Sep-82 | 7:30 PM | W 7  | Elsinore                          | 6 N          | Guyer Field            |
|  | Fri 01-Oct-82 | 7:30 PM | L 7  | Laguna Hills                      | * 20 N       | Guyer Field            |
|  | Sa 09-Oct-82  | 1:00 PM | W 21 | @ Dana Hills                      | * 13         | @ Dana Hills HS        |
|  | Fri 15-Oct-82 | 7:30 PM | L 7  | Bonita                            | 14 N         | Guyer Field            |
|  | Thu 21-Oct-82 | 7:30 PM | L 0  | @ Mission Viejo                   | * 36 N       | @ Mission Viejo HS     |
|  | Fri 29-Oct-82 | 7:30 PM | L 6  | @ San Clemente                    | * 9 N        | @ San Clemente HS      |
|  | Fri 05-Nov-82 | 7:30 PM | L 0  | Capistrano Valley                 | * 28 N       | HC Guyer Field         |
|  | Fri 12-Nov-82 | 7:30 PM | W 23 | Woodbridge                        | * 0 N        | Guyer Field            |
|  |               |         | 87   | 4-5-0                             | 126          |                        |
|  |               |         | 9.7  | * South Coast League<br>5th (Tie) | 14.0 Average |                        |
|  |               |         |      | <b>1983</b>                       |              |                        |
|  | Fri 09-Sep-83 | 7:30 PM | W 14 | California                        | 13 N         | Guyer Field            |
|  | Fri 16-Sep-83 | 7:30 PM | L 7  | Savanna                           | 20 N         | Guyer Field            |
|  | Fri 23-Sep-83 | 7:30 PM | L 6  | @ Elsinore                        | 27 N         | @ Elsinore HS          |
|  | Fri 30-Sep-83 | 7:30 PM | L 8  | @ Laguna Hills                    | * 41 N       | @ Mission Viejo HS     |
|  | Fri 07-Oct-83 | 7:30 PM | L 7  | Dana Hills                        | * 13 N       | Guyer Field            |
|  | Fri 14-Oct-83 | 7:30 PM | L 8  | @ Atascadero                      | 41 N         | @ Atascadero HS        |
|  | Fri 21-Oct-83 | 7:30 PM | L 7  | Mission Viejo                     | * 14 N       | Guyer Field            |
|  | Fri 28-Oct-83 | 7:30 PM | L 0  | San Clemente                      | * 9 N        | HC Guyer Field         |
|  | Fri 04-Nov-83 | 7:30 PM | L 6  | @ Capistrano Valley               | * 25 N       | @ Capistrano Valley HS |
|  | Thu 10-Nov-83 | 7:30 PM | L 14 | @ Woodbridge                      | * 20 N       | @ Irvine HS            |
|  |               |         | 77   | 1-9-0                             | 223          |                        |
|  |               |         | 7.7  | * South Coast League<br>7th       | 22.3 Average |                        |
|  |               |         |      | <b>1984</b>                       |              |                        |
|  | Sa 08-Sep-84  | 7:30 PM | L 0  | @ Buena Park                      | 14 N         | @ Buena Park HS        |
|  | Fri 14-Sep-84 | 7:30 PM | L 6  | Elsinore                          | 29 N         | Guyer Field            |
|  | Fri 21-Sep-84 | 7:30 PM | W 7  | Dana Hills                        | 6 N          | Guyer Field            |
|  | Fri 28-Sep-84 | 7:30 PM | L 7  | @ Corona del Mar                  | * 14 N       | @ Newport Harbor HS    |
|  | Fri 05-Oct-84 | 7:30 PM | W 14 | Costa Mesa                        | * 10 N       | HC Guyer Field         |
|  | Fri 12-Oct-84 | 7:30 PM | L 7  | @ University                      | * 21 N       | @ Irvine HS            |
|  | Fri 19-Oct-84 | 7:30 PM | W 14 | @ Woodbridge                      | * 0 N        | @ Irvine HS            |
|  | Fri 26-Oct-84 | 7:30 PM | L 6  | @ Newport Harbor                  | * 35 N       | @ Newport Harbor HS    |
|  | Fri 02-Nov-84 | 7:30 PM | L 16 | Estancia                          | * 39 N       | Guyer Field            |
|  | Fri 09-Nov-84 | 7:30 PM | L 13 | Saddleback                        | * 31 N       | Guyer Field            |
|  |               |         | 90   | 3-7-0                             | 199          |                        |
|  |               |         | 9.0  | * Sea View League<br>6th (Tie)    | 19.9 Average |                        |

| Date                   | KO Time   | PF      | Opponent                            | PA           | Site                     |
|------------------------|-----------|---------|-------------------------------------|--------------|--------------------------|
| <b>Cedrick Hardman</b> |           |         |                                     |              |                          |
| <b>1985</b>            |           |         |                                     |              |                          |
| Sa                     | 14-Sep-85 | 7:30 PM | L 33 Buena Park                     | 24 N FL      | Guyer Field              |
| Fri                    | 20-Sep-85 | 7:30 PM | L 17 @ Elsinore                     | 14 N FL      | @ Elsinore HS            |
| Fri                    | 27-Sep-85 | 7:30 PM | L 20 @ Dana Hills                   | 46 N         | @ Dana Hills HS          |
| Fri                    | 04-Oct-85 | 7:30 PM | L 24 @ Costa Mesa                   | * 7 N FL     | @ Newport Harbor HS      |
| Fri                    | 11-Oct-85 | 7:30 PM | W 20 University                     | * 13 N       | Guyer Field              |
| Fri                    | 18-Oct-85 | 7:30 PM | L 7 Woodbridge                      | * 21 N       | Guyer Field              |
| Fri                    | 25-Oct-85 | 7:30 PM | L 27 Newport Harbor                 | * 68 N       | Guyer Field              |
| Fri                    | 01-Nov-85 | 7:30 PM | W 21 @ Estancia                     | * 17 N       | @ Newport Harbor HS      |
| Fri                    | 08-Nov-85 | 7:30 PM | W 41 Corona del Mar                 | * 21 N HC    | Guyer Field              |
| Thu                    | 14-Nov-85 | 7:30 PM | L 20 @ Saddleback                   | * 42 N       | @ Newport Harbor HS      |
|                        |           | 230     | 3-7-0                               | 273          |                          |
|                        |           | 23.0    | * Sea View League<br>4th            | 27.3 Average |                          |
| <b>1986</b>            |           |         |                                     |              |                          |
| Fri                    | 12-Sep-86 | 7:30 PM | W 21 @ El Segundo                   | 7 N          | @ El Segundo HS          |
| Fri                    | 19-Sep-86 | 7:30 PM | W 21 La Serna                       | 14 N         | Guyer Field              |
| Fri                    | 26-Sep-86 | 7:30 PM | W 14 Dana Hills                     | 6 N          | Guyer Field              |
| Fri                    | 03-Oct-86 | 7:30 PM | W 16 @ Valley Christian/Cerritos    | 14 N         | @ Valley Christian HS    |
| Fri                    | 10-Oct-86 | 7:30 PM | W 16 @ San Clemente                 | 0 N          | @ San Clemente HS        |
| Fri                    | 17-Oct-86 | 7:30 PM | W 24 @ Trabuco Hills                | * 22 N       | @ Mission Viejo HS       |
| Fri                    | 24-Oct-86 | 7:30 PM | L 18 Costa Mesa                     | * 49 N HC    | Guyer Field              |
| Fri                    | 31-Oct-86 | 7:30 PM | W 16 @ Laguna Hills                 | * 10 N       | @ Mission Viejo HS       |
| Fri                    | 07-Nov-86 | 7:30 PM | W 28 Orange                         | * 21 N       | Guyer Field              |
| Fri                    | 14-Nov-86 | 7:30 PM | L 0 Woodbridge                      | * 21 N       | Guyer Field              |
| Fri                    | 22-Nov-86 | 7:30 PM | L 6 @ La Sierra                     | # 10 N       | @ Riverside City College |
|                        |           | 180     | 8-3-0                               | 174          |                          |
|                        |           | 16.4    | * Pacific Coast League<br>2nd (Tie) | 15.8 Average |                          |
| <b>Lyman Olney</b>     |           |         |                                     |              |                          |
| <b>1987</b>            |           |         |                                     |              |                          |
| Fri                    | 11-Sep-87 | 7:30 PM | W 26 El Segundo                     | 14 N         | Guyer Field              |
| Fri                    | 18-Sep-87 | 7:30 PM | W 25 @ La Serna                     | 13 N         | @ California HS          |
| Fri                    | 25-Sep-87 | 7:30 PM | L 17 @ Dana Hills                   | 31 N         | @ Dana Hills HS          |
| Fri                    | 02-Oct-87 | 7:30 PM | W 42 Valley Christian/Cerritos      | 7 N          | Guyer Field              |
| Fri                    | 09-Oct-87 | 7:30 PM | W 29 San Clemente                   | 18 N         | Guyer Field              |
| Fri                    | 16-Oct-87 | 7:30 PM | W 10 @ Costa Mesa                   | * 7 N        | @ Newport Harbor HS      |
| Fri                    | 23-Oct-87 | 7:30 PM | W 14 Laguna Hills                   | * 3 N HC     | Guyer Field              |
| Fri                    | 30-Oct-87 | 7:30 PM | W 35 @ Orange                       | * 14 N       | @ El Modena HS           |
| Fri                    | 06-Nov-87 | 7:30 PM | W 19 Trabuco Hills                  | * 0 N        | Guyer Field              |
| Fri                    | 13-Nov-87 | 7:30 PM | W 24 @ Woodbridge                   | * 17 N       | @ Irvine HS              |
| Fri                    | 20-Nov-87 | 7:30 PM | W 28 Elsinore                       | # 21 N       | Guyer Field              |
| Fri                    | 27-Nov-87 | 7:30 PM | L 13 St Joseph/Santa Maria          | # 20 N       | Guyer Field              |
|                        |           | 282     | 10-2-0                              | 165          |                          |
|                        |           | 23.5    | * Pacific Coast League<br>1st       | 13.8 Average |                          |

| Year        | KO Time   | PF      | Opponent                 | PA           | Site                     |
|-------------|-----------|---------|--------------------------|--------------|--------------------------|
| <b>1988</b> |           |         |                          |              |                          |
| Fri         | 09-Sep-88 | 7:30 PM | L 14 Leuzinger           | 42 N         | Guyer Field              |
| Fri         | 16-Sep-88 | 7:30 PM | L 0 Norte Vista          | 23 N         | Guyer Field              |
| Fri         | 23-Sep-88 | 7:30 PM | T 3 Dana Hills           | 3 N          | Guyer Field              |
| Fri         | 30-Sep-88 | 7:30 PM | L 7 @ Estancia           | 35 N         | @ Orange Coast College   |
| Fri         | 07-Oct-88 | 7:30 PM | L 6 @ San Clemente       | 10 N         | @ San Clemente HS        |
| Thu         | 13-Oct-88 | 7:30 PM | W 6 @ Laguna Hills       | * 2 N        | @ Mission Viejo HS       |
| Fri         | 21-Oct-88 | 7:30 PM | L 3 Orange               | * 28 N       | HC Guyer Field           |
| Fri         | 28-Oct-88 | 7:30 PM | W 9 @ Trabuco Hills      | * 7 N        | @ Mission Viejo HS       |
| Fri         | 04-Nov-88 | 7:30 PM | L 7 Woodbridge           | * 17 N       | Guyer Field              |
| Thu         | 10-Nov-88 | 7:30 PM | L 0 Costa Mesa           | * 28 N       | Guyer Field              |
|             |           | 55      | 2-7-1                    | 195          |                          |
|             |           | 5.5     | * Pacific Coast League   | 19.5 Average |                          |
|             |           |         | 4th                      |              |                          |
| <b>1989</b> |           |         |                          |              |                          |
| Fri         | 08-Sep-89 | 7:30 PM | L 6 Newport Harbor       | 30 N         | Guyer Field              |
| Sa          | 16-Sep-89 | 7:30 PM | L 22 @ Norte Vista       | 29 N         | @ Riverside City College |
| Fri         | 22-Sep-89 | 7:30 PM | L 6 @ Dana Hills         | 31 N         | @ Dana Hills HS          |
| Fri         | 29-Sep-89 | 7:30 PM | L 0 Estancia             | 40 N         | Guyer Field              |
| Fri         | 06-Oct-89 | 7:30 PM | L 0 San Clemente         | 24 N         | Guyer Field              |
| Fri         | 13-Oct-89 | 7:30 PM | L 6 @ Orange             | * 7 N        | @ El Modena HS           |
| Fri         | 20-Oct-89 | 7:30 PM | L 14 Trabuco Hills       | * 49 N       | HC Guyer Field           |
| Thu         | 26-Oct-89 | 7:30 PM | L 22 @ Woodbridge        | * 31 N       | @ Irvine HS              |
| Fri         | 03-Nov-89 | 7:30 PM | W 23 @ Costa Mesa        | * 13 N       | @ Orange Coast College   |
| Thu         | 09-Nov-89 | 7:30 PM | L 12 Laguna Hills        | * 27 N       | Guyer Field              |
|             |           | 111     | 1-9-0                    | 281          |                          |
|             |           | 11.1    | * Pacific Coast League   | 28.1 Average |                          |
|             |           |         | 5th                      |              |                          |
| <b>1990</b> |           |         |                          |              |                          |
| Fri         | 07-Sep-90 | 7:30 PM | L 7 @ Newport Harbor     | 41 N         | @ Newport Harbor HS      |
| Fri         | 14-Sep-90 | 7:30 PM | L 6 El Segundo           | 15 N         | Guyer Field              |
| Fri         | 21-Sep-90 | 7:30 PM | W 16 Pius X              | 0 N          | Guyer Field              |
| Fri         | 28-Sep-90 | 7:30 PM | L 12 @ Ontario Christian | 31 N         | @ Ontario Christian HS   |
| Fri         | 05-Oct-90 | 7:30 PM | W 32 @ Coronado (SD)     | 7 N          | @ Coronado HS            |
| Thu         | 11-Oct-90 | 7:30 PM | L 0 @ Trabuco Hills      | * 34 N       | @ Mission Viejo HS       |
| Fri         | 19-Oct-90 | 7:30 PM | L 20 Estancia            | * 21 N       | Guyer Field              |
| Fri         | 26-Oct-90 | 7:30 PM | L 14 Costa Mesa          | * 51 N       | HC Guyer Field           |
| Thu         | 01-Nov-90 | 7:30 PM | L 28 @ Laguna Hills      | * 61 N       | @ Mission Viejo HS       |
| Thu         | 08-Nov-90 | 7:30 PM | L 8 Century              | * 15 N       | Guyer Field              |
|             |           | 143     | 2-8-0                    | 276          |                          |
|             |           | 14.3    | * Pacific Coast League   | 27.6 Average |                          |
|             |           |         | 6th                      |              |                          |




| Date          | KO Time | PF   | Opponent                      | PA           | Site                |
|---------------|---------|------|-------------------------------|--------------|---------------------|
| <b>1991</b>   |         |      |                               |              |                     |
| Fri 13-Sep-91 | 7:30 PM | W 19 | Aquinas                       | 14 N         | Guyer Field         |
| Fri 20-Sep-91 | 7:30 PM | L 13 | @ El Segundo                  | 31 N         | @ El Segundo HS     |
| Fri 27-Sep-91 | 7:30 PM | L 0  | @ Pius X                      | 42 N         | @ Pius X HS         |
| Fri 04-Oct-91 | 7:00 PM | W 45 | Ontario Christian             | 0 N          | Guyer Field         |
| Fri 11-Oct-91 | 7:00 PM | L 14 | Coronado (SD)                 | 17 N         | HC Guyer Field      |
| Fri 18-Oct-91 | 7:00 PM | L 13 | Trabuco Hills                 | * 34 N       | Guyer Field         |
| Thu 24-Oct-91 | 7:00 PM | L 0  | @ Estancia                    | * 30 N       | @ Newport Harbor HS |
| Fri 01-Nov-91 | 7:00 PM | L 0  | @ Costa Mesa                  | * 38 N       | @ Newport Harbor HS |
| Fri 08-Nov-91 | 7:00 PM | L 20 | Laguna Hills                  | * 22 N       | Guyer Field         |
| Sa 16-Nov-91  | 1:00 PM | L 13 | @ Century                     | * 30         | @ Santa Ana Bowl    |
|               |         | 137  | 2-8-0                         | 258          |                     |
|               |         | 13.7 | * Pacific Coast League<br>6th | 25.8 Average |                     |

Mike Barron  
**1992**

|               |         |      |                               |              |                    |
|---------------|---------|------|-------------------------------|--------------|--------------------|
| Fri 11-Sep-92 | 7:30 PM | L 22 | @ Aquinas                     | 31 N         | @ Aquinas HS       |
| Fri 18-Sep-92 | 7:30 PM | L 31 | El Segundo                    | 34 N         | Guyer Field        |
| Fri 25-Sep-92 | 7:30 PM | L 13 | Orange Lutheran               | 25 N         | Guyer Field        |
| Fri 02-Oct-92 | 7:30 PM | W 31 | Dana Hills JV                 | 0 N          | Guyer Field        |
| Fri 09-Oct-92 | 7:30 PM | L 21 | @ Coronado (SD)               | 22 N         | @ Coronado HS      |
| Fri 16-Oct-92 | 7:00 PM | L 19 | Costa Mesa                    | * 65 N       | HC Guyer Field     |
| Fri 23-Oct-92 | 7:00 PM | L 12 | Estancia                      | * 36 N       | Guyer Field        |
| Fri 30-Oct-92 | 7:00 PM | L 0  | Century                       | * 42 N       | Guyer Field        |
| Fri 06-Nov-92 | 7:00 PM | L 13 | @ Laguna Hills                | * 49 N       | @ Mission Viejo HS |
| Fri 13-Nov-92 | 7:00 PM | L 7  | @ Trabuco Hills               | * 35 N       | @ Trabuco Hills HS |
|               |         | 169  | 1-9-0                         | 339          |                    |
|               |         | 16.9 | * Pacific Coast League<br>6th | 33.9 Average |                    |

Mike Roche  
**1993**

|               |         |      |   |              |                      |
|---------------|---------|------|---|--------------|----------------------|
| Fri 10-Sep-93 | 7:30 PM | W 34 | @ Bolsa Grande                            | 6 N          | @ Bolsa Grande HS    |
| Fri 17-Sep-93 | 7:30 PM | L 10 | @ El Segundo                              | 34 N         | @ El Segundo HS      |
| Sa 25-Sep-93  | 2:00 PM | L 14 | @ Orange Lutheran                         | 28           | @ Orange Lutheran HS |
| Fri 01-Oct-93 | 7:00 PM | L 17 | Calvary Chapel/SA                         | 35 N         | Guyer Field          |
| Fri 08-Oct-93 | 7:00 PM | L 14 | Coronado (SD)                             | 21 N         | HC Guyer Field       |
| Thu 14-Oct-93 | 7:00 PM | L 20 | @ Costa Mesa                              | * 58 N       | @ Newport Harbor HS  |
| Thu 21-Oct-93 | 7:00 PM | W 28 | @ Estancia                                | * 27 N       | @ Newport Harbor HS  |
| Sa 30-Oct-93  | 1:00 PM | L 0  | @ Century                                 | * 31         | @ Santa Ana Bowl     |
| Fri 05-Nov-93 | 7:00 PM | L 20 | Laguna Hills                              | * 46 N       | Guyer Field          |
| Fri 12-Nov-93 | 7:00 PM | L 21 | Trabuco Hills                             | * 49 N       | Guyer Field          |
|               |         | 178  | 2-8-0                                     | 335          |                      |
|               |         | 17.8 | * Pacific Coast League<br>5 <sup>th</sup> | 33.5 Average |                      |



| Date          | KO Time | PF   | Opponent                            | PA           | Site                      |
|---------------|---------|------|-------------------------------------|--------------|---------------------------|
| <b>1994</b>   |         |      |                                     |              |                           |
| Fri 09-Sep-94 | 7:00 PM | L 10 | Bolsa Grande                        | 12 N         | Guyer Field               |
| Fri 16-Sep-94 | 7:00 PM | W 7  | El Segundo                          | 0 N          | Guyer Field               |
| Fri 23-Sep-94 | 7:00 PM | L 7  | Orange Lutheran                     | 45 N         | Guyer Field               |
| Sat 02-Oct-94 | 7:30 PM | L 21 | @ Calvary Chapel/SA                 | 28 N         | @ Newport Harbor HS       |
| Fri 07-Oct-94 | 7:30 PM | L 34 | @ Coronado (SD)                     | 39 N         | @ Coronado HS             |
| Fri 14-Oct-94 | 7:00 PM | L 14 | Costa Mesa                          | * 56 N       | Guyer Field               |
| Fri 21-Oct-94 | 7:00 PM | L 14 | University                          | * 21 N       | HC Guyer Field            |
| Fri 28-Oct-94 | 7:00 PM | L 39 | @ Aliso Niguel                      | * 45 N       | @ Aliso Niguel HS         |
| Fri 04-Nov-94 | 7:00 PM | L 14 | @ Laguna Hills                      | * 48 N       | @ Mission Viejo HS        |
| Thu 10-Nov-94 | 7:00 PM | W 22 | Estancia                            | * 20 N       | Guyer Field               |
|               |         | 182  | 2-8-0                               | 314          |                           |
|               |         | 18.2 | * Pacific Coast League<br>5th       | 31.4 Average |                           |
| <b>1995</b>   |         |      |                                     |              |                           |
| Fri 08-Sep-95 | 7:00 PM | W 17 | @ Bolsa Grande                      | 6 N          | @ Bolsa Grande HS         |
| Fri 15-Sep-95 | 7:30 PM | L 7  | @ El Segundo                        | 14 N         | @ El Segundo HS           |
| Sat 23-Sep-95 | 7:30 PM | L 3  | @ Orange Lutheran                   | 32 N         | @ Brea-Olinda Field (New) |
| Fri 29-Sep-95 | 7:00 PM | L 7  | Calvary Chapel/SA                   | 14 N         | Guyer Field               |
| Fri 06-Oct-95 | 7:30 PM | W 28 | Southwest (El Centro)               | 0 N          | Guyer Field               |
| Fri 13-Oct-95 | 7:00 PM | L 3  | @ Costa Mesa                        | * 15 N       | @ Newport Harbor HS       |
| Fri 20-Oct-95 | 7:00 PM | L 0  | @ University                        | * 35 N       | @ Irvine HS               |
| Fri 27-Oct-95 | 7:00 PM | L 7  | Aliso Niguel                        | * 36 N       | HC Guyer Field            |
| Fri 03-Nov-95 | 7:00 PM | L 12 | Laguna Hills                        | * 42 N       | Guyer Field               |
| Fri 10-Nov-95 | 7:00 PM | W 0  | @ Estancia                          | * 47 N       | FW @ Newport Harbor HS    |
|               |         | 84   | 3-7-0                               | 241          |                           |
|               |         | 8.4  | * Pacific Coast League<br>4th (Tie) | 24.1 Average |                           |
| Dave Holland  |         |      |                                     |              |                           |
| <b>1996</b>   |         |      |                                     |              |                           |
| Fri 13-Sep-96 | 7:00 PM | L 23 | Bolsa Grande                        | 25 N         | Guyer Field               |
| Fri 20-Sep-96 | 7:00 PM | L 7  | El Segundo                          | 21 N         | Guyer Field               |
| Fri 27-Sep-96 | 7:00 PM | L 3  | Orange Lutheran                     | 28 N         | Guyer Field               |
| Sa 05 Oct -96 | 7:30 PM | T 7  | @ Calvary Chapel/SA                 | 7 N          | @ Orange Coast College    |
| Fri 11-Oct-96 | 7:30 PM | L 7  | @ Magnolia                          | 32 N         | @ Glover Stadium          |
| Fri 18-Oct-96 | 7:00 PM | L 0  | University                          | * 28 N       | HC Guyer Field            |
| Fri 25-Oct-96 | 7:00 PM | L 7  | @ Aliso Niguel                      | * 48 N       | @ Aliso Niguel HS         |
| Fri 01-Nov-96 | 7:00 PM | L 0  | @ Laguna Hills                      | * 56 N       | @ Mission Viejo HS        |
| Fri 08-Nov-96 | 7:00 PM | L 6  | Estancia                            | * 49 N       | Guyer Field               |
| Fri 15-Nov-96 | 7:00 PM | L 7  | Costa Mesa                          | * 47 N       | Guyer Field               |
|               |         | 67   | 0-9-1                               | 341          |                           |
|               |         | 6.7  | * Pacific Coast League<br>6th       | 34.1 Average |                           |

|     | Date       | KO Time | PF   | Opponent                            | PA           | Site                             |
|-----|------------|---------|------|-------------------------------------|--------------|----------------------------------|
|     |            |         |      | <b>1997</b>                         |              |                                  |
| Thu | 11-Sep-97  | 7:00 PM | L 7  | @ Bolsa Grande                      | 37 N         | @ Bolsa Grande HS                |
| Fri | 19-Sep-97  | 7:00 PM | L 0  | @ El Segundo                        | 42 N         | @ El Segundo HS                  |
| Sa  | 27-Sep-97  | 7:00 PM | L 6  | @ Orange Lutheran                   | 42 N         | @ Brea - Olinda Field (New)      |
| Fri | 03 Oct -97 | 7:30 PM | L 13 | Calvary Chapel/SA                   | 50 N         | HC Guyer Field                   |
| Fri | 10-Oct-97  | 7:30 PM | L 0  | Magnolia                            | 36 N         | Guyer Field                      |
| Fri | 17-Oct-97  | 7:00 PM | L 0  | @ University                        | * 19 N       | @ Irvine HS                      |
| Fri | 24-Oct-97  | 7:00 PM | L 0  | Aliso Niguel                        | * 47 N       | Guyer Field                      |
| Fri | 31-Oct-97  | 7:00 PM | L 0  | Laguna Hills                        | * 56 N       | Guyer Field                      |
| Thu | 06-Nov-97  | 7:00 PM | L 15 | @ Estancia                          | * 57 N       | @ Newport Harbor HS              |
| Thu | 13-Nov-97  | 7:00 PM | L 0  | @ Costa Mesa                        | * 51 N       | @ Newport Harbor HS              |
|     |            |         | 41   | 0-10-0                              | 437          |                                  |
|     |            |         | 4.1  | * Pacific Coast League<br>6th       | 43.7 Average |                                  |
|     |            |         |      | <b>1998</b>                         |              |                                  |
| Fri | 11-Sep-98  | 7:00 PM | L 21 | La Quinta/Westminster               | 34 N         | Guyer Field                      |
| Sa  | 19-Sep-98  | 7:00 PM | L 13 | @ Calvary Chapel/SA                 | 24 N         | @ Westminster HS                 |
| Fri | 25-Sep-98  | 7:00 PM | W 24 | Capistrano Valley Christian         | 7 N          | Guyer Field                      |
| Thu | 01 Oct -98 | 7:30 PM | L 7  | @ Ocean View                        | 31 N         | @ Huntington Beach HS            |
| Fri | 09-Oct-98  | 7:30 PM | L 14 | Orange Lutheran                     | 42 N         | Guyer Field                      |
| Fri | 16-Oct-98  | 7:00 PM | L 7  | @ Aliso Niguel                      | * 35 N       | @ Aliso Niguel HS                |
| Thu | 22-Oct-98  | 7:00 PM | W 0  | @ Laguna Hills                      | * 39 N       | FW @ Mission Viejo HS            |
| Fri | 30 Nov-98  | 7:00 PM | W 17 | Estancia                            | * 10 N       | HC Guyer Field                   |
| Fri | 06 Nov-98  | 7:00 PM | L 13 | Costa Mesa                          | * 35 N       | Guyer Field                      |
| Fri | 13Nov-98   | 7:00 PM | L 7  | University                          | * 31 N       | Guyer Field                      |
|     |            |         | 123  | 3-7-0                               | 288          |                                  |
|     |            |         | 12.3 | * Pacific Coast League<br>4th (Tie) | 28.8 Average |                                  |
|     |            |         |      | <b>1999</b>                         |              |                                  |
| Thu | 9-Sep-99   | 7:00 PM | W 49 | @ La Quinta/Westminster             | 7 N          | @ Bolsa Grande HS                |
| Fri | 17-Sep-99  | 7:00 PM | W 15 | Calvary Chapel/SA                   | 0 N          | Guyer Field                      |
| Fri | 24-Sep-99  | 7:00 PM | W 31 | @ Capo Valley Christian             | 10 N         | @ Guyer Field                    |
| Fri | 1-Oct-99   | 7:00 PM | L 12 | Ocean View                          | 46 N         | Guyer Field                      |
| Fri | 8-Oct-99   | 7:00 PM | L 7  | @ Coronado (SD)                     | 35 N         | @ Neidermeyer Field,<br>Coronado |
| Thu | 14-Oct-99  | 7:00 PM | L 7  | @ Corona del Mar                    | * 28 N       | @ Newport Harbor HS              |
| Fri | 22-Oct-99  | 7:00 PM | L 14 | @ Estancia                          | * 20 N       | @ Orange Coast College           |
| Fri | 29-Oct-99  | 7:00 PM | L 10 | University                          | * 12 N       | HC Guyer Field                   |
| Fri | 5-Nov-99   | 7:00 PM | L 29 | Costa Mesa                          | * 35 N       | Guyer Field                      |
| Fri | 12-Nov-99  | 7:00 PM | L 12 | @ Saddleback                        | 21 N         | @ Santa Ana Bowl                 |
|     |            |         | 186  | 3-7-0                               | 214          |                                  |
|     |            |         | 18.6 | * Pacific Coast League              | 21.4 Ave.    |                                  |

|             | Date          | KO Time |   | PF   | Opponent                      |   | PA        | Site                   |
|-------------|---------------|---------|---|------|-------------------------------|---|-----------|------------------------|
| <b>2000</b> |               |         |   |      |                               |   |           |                        |
|             | Fri 8-Sep-00  | 7:00 PM | L | 19   | La Quinta/Westminster         |   | 20 N      | Guyer Field            |
|             | SA 16-Sep-00  | 7:00 PM | L | 6    | @ Calvary Chapel              |   | 21 N      | @ Westminster HS       |
|             | Fri 22-Sep-00 | 7:00 PM | W | 22   | Capo Valley Christian         |   | 7 N       | Guyer Field            |
|             | SA 29-Sep-00  | 7:30 PM | L | 3    | @ The Bishop's School (SD)    |   | 31 N      | @ La Jolla HS          |
|             | Thu 5-Oct-00  | 7:00 PM | L | 20   | @ Santa Ana Valley            |   | 30 N      | @ Santa Ana Bowl       |
|             | Sa 14-Oct-00  | 7:00 PM | L | 20   | @ University                  | * | 34 N      | @ Irvine HS            |
|             | Thu 19-Oct-00 | 7:00 PM | L | 14   | @ Costa Mesa                  | * | 17 N      | @ Orange Coast College |
|             | Fri 27-Oct-00 | 7:00 PM | L | 7    | Corona del Mar                | * | 27 N      | HC Guyer Field         |
|             | Thu 2-Nov-00  | 7:00 PM | W | 31   | @ Northwood                   | * | 21 N      | @ Trabuco Hills HS     |
|             | Thu 9-Nov-00  | 7:00 PM | L | 23   | Estancia                      | * | 62 N      | Guyer Field            |
|             |               |         |   | 165  | 2-8-0                         |   | 270       |                        |
|             |               |         |   | 16.5 | * Pacific Coast League<br>5th |   | 27.0 Ave. |                        |
| <b>2001</b> |               |         |   |      |                               |   |           |                        |
|             | Fri 7-Sept-01 | 7:00 PM | W | 14   | @ La Quinta/Westminster       |   | 0 N       | @ Bolsa Grande HS      |
|             | SA 15-Sep-01  | 7:00 PM | W | 34   | @ Bolsa Grande                |   | 14 N      | @ Bolsa Grande HS      |
|             | Fri 21-Sep-01 | 7:00 PM | W | 24   | @ Capo Valley Christian       |   | 0 N       | @ Guyer Field          |
|             | Fri 28-Sep-01 | 7:30 PM | W | 23   | The Bishop's School (SD)      |   | 14 N      | Guyer Field            |
|             | Fri 5-Oct-01  | 7:00 PM | W | 35   | Santa Ana Valley              |   | 14 N      | Guyer Field            |
|             | Fri 12-Oct-01 | 7:00 PM | L | 7    | University                    | * | 19 N      | Guyer Field            |
|             | Fri 19-Oct-01 | 7:00 PM | L | 14   | Costa Mesa                    | * | 22 N      | HC Guyer Field         |
|             | Fri 26-Oct-01 | 7:00 PM | L | 14   | @ Corona del Mar              | * | 33 N      | @ Newport Harbor HS    |
|             | Fri 2-Nov-01  | 7:00 PM | L | 11   | Northwood                     | * | 44 N      | Guyer Field            |
|             | Fri 9-Nov-01  | 7:00 PM | W | 17   | @ Estancia                    | * | 6 N       | @ Newport Harbor HS    |
|             |               |         |   | 193  | 6-4-0                         |   | 166       |                        |
|             |               |         |   | 19.3 | * Pacific Coast League<br>5th |   | 16.6 Ave. |                        |
| <b>2002</b> |               |         |   |      |                               |   |           |                        |
|             | Fri 13-Sep-02 | 7:00 PM | W | 40   | La Quinta                     |   | 12 N      | Guyer Field            |
|             | Fri 20-Sep-02 | 7:00 PM | W | 39   | Bolsa Grande                  |   | 0 N       | Guyer Field            |
|             | Thu 26-Sep-02 | 7:00 PM | W | 14   | @ Costa Mesa                  |   | 7 N       | @ Newport Harbor HS    |
|             | Fri 4-Oct-02  | 7:30 PM | L | 14   | El Segundo                    |   | 41 N      | Guyer Field            |
|             | Sa 12-Oct-02  | 7:00 PM | W | 27   | @ Magnolia                    |   | 10 N      | @ Glover Stadium       |
|             | Sa 19-Oct-02  | 7:00 PM | L | 40   | @ Calvary Chapel / SA         | * | 41 N      | @ Westminster HS       |
|             | Fri 25-Oct-02 | 7:00 PM | L | 16   | Corona del Mar                | * | 33 N      | HC Guyer Field         |
|             | Fri 1-Nov-02  | 7:00 PM | L | 13   | @ Northwood                   | * | 40 N      | @ Irvine HS            |
|             | Fri 8-Nov-02  | 7:00 PM | W | 21   | Tesoro                        | * | 7 N       | Guyer Field            |
|             | Fri 15-Nov-02 | 7:00 PM | L | 15   | @ University                  | * | 38 N      | @ Irvine HS            |
|             | Fri 22-Nov-02 | 7:00 PM | L | 11   | @ La Habra                    | # | 35 N      | @ La Habra HS          |
|             |               |         |   | 250  | 5-6-0                         |   | 264       |                        |
|             |               |         |   | 22.7 | * Pacific Coast League<br>5th |   | 24.0 Ave. |                        |

| Date        | KO Time   |         | PF | Opponent                    | PA        | Site                   |
|-------------|-----------|---------|----|-----------------------------|-----------|------------------------|
| <b>2003</b> |           |         |    |                             |           |                        |
| Fri         | 5-Sep-03  | 3:00 PM | W  | 34 @ Palos Verdes           | 13        | @ Palos Verdes HS      |
| Sa          | 13-Sep-03 | 7:00 PM | W  | 50 @ La Quinta/Westminster  | 7 N       | @ Bolsa Grande HS      |
| Thu         | 18-Sep-03 | 7:00 PM | W  | 28 @ Bolsa Grande           | 20 N      | @ Bolsa Grande HS      |
| Fri         | 26-Sep-03 | 7:30 PM | L  | 13 Costa Mesa               | 41 N      | Guyer Field            |
| Fri         | 10-Oct-03 | 7:00 PM | L  | 28 Magnolia                 | 36 N      | HC Guyer Field         |
| Thu         | 16-Oct-03 | 7:00 PM | L  | 21 @ Corona del Mar         | * 36 N    | @ Orange Coast College |
| Fri         | 24-Oct-03 | 7:00 PM | L  | 0 Northwood                 | * 35 N    | Guyer Field            |
| Sa          | 1-Nov-03  | 2:00 PM | L  | 12 @ Tesoro                 | * 41      | @ Tesoro HS Field      |
| Fri         | 7-Nov-03  | 7:00 PM | L  | 13 University               | * 35 N    | Guyer Field            |
| Fri         | 14-Nov-03 | 7:00 PM | T  | 14 Calvary Chapel / SA      | * 14 N    | Guyer Field            |
|             |           |         |    | 213 3-6-1                   | 278       |                        |
|             |           |         |    | 21.3 * Pacific Coast League | 27.8 Ave. |                        |
|             |           |         |    | 5th (Tie)                   |           |                        |
|             |           |         |    | Jimmy Nolan                 |           |                        |
| <b>2004</b> |           |         |    |                             |           |                        |
| Fri         | 3-Sep-04  | 7:00 PM | L  | 7 Palos Verdes              | 14        | Guyer Field            |
| Fri         | 10-Sep-04 | 7:00 PM | L  | 38 La Quinta/Westminster    | 12 N      | FL Guyer Field         |
| Fri         | 17-Sep-04 | 7:00 PM | L  | 48 Ocean View               | 13 N      | FL Guyer Field         |
| Sat         | 25-Sep-04 | 7:30 PM | L  | 10 @ Costa Mesa             | 9 N       | FL @ Newport Harbor HS |
| Fri         | 8-Oct-04  | 7:00 PM | L  | 21 @ Magnolia               | 0 N       | FL @ Western HS        |
| Thu         | 14-Oct-04 | 7:00 PM | L  | 0 @ Northwood               | * 35 N    | @ Irvine HS            |
| Fri         | 22-Oct-04 | 7:00 PM | L  | 0 Tesoro                    | * 41 N    | HC Guyer Field         |
| Fri         | 29-Oct-04 | 2:00 PM | L  | 21 @ University             | * 20      | OT FL @ Irvine HS      |
| Thu         | 4-Nov-04  | 7:00 PM | L  | 6 @ Calvary Chapel / SA     | * 27 N    | @ Westminster HS       |
| Fri         | 12-Nov-04 | 7:00 PM | L  | 8 Corona del Mar            | * 35 N    | Guyer Field            |
|             |           |         |    | 159 0-10-0                  | 206       |                        |
|             |           |         |    | 15.9 * Pacific Coast League | 20.6 Ave. |                        |
|             |           |         |    | 6th                         |           |                        |
| <b>2005</b> |           |         |    |                             |           |                        |
| Fri         | 2-Sep-05  | 7:00 PM | W  | 40 Centennial/Compton       | 19 N      | Guyer Field            |
| Fri         | 9-Sep-05  | 7:00 PM | W  | 34 @ La Quinta/Westminster  | 13 N      | @ Bolsa Grande HS      |
| Fri         | 16-Sep-05 | 7:00 PM | T  | 14 @ Ocean View             | 14 N      | @ Ocean View HS        |
| Fri         | 23-Sep-05 | 7:00 PM | W  | 31 Costa Mesa               | 9 N       | Guyer Field            |
| Fri         | 30-Sep-05 | 7:00 PM | L  | 6 Northwood                 | 38 N      | Guyer Field            |
| Fri         | 7-Oct-05  | 7:00 PM | L  | 7 @ Tesoro                  | * 52 N    | @ Tesoro HS            |
| Thu         | 20-Oct-05 | 7:00 PM | L  | 0 @ Corona del Mar          | * 27 N    | @ Newport Harbor HS    |
| Thu         | 27-Oct-05 | 7:00 PM | W  | 28 @ Beckman                | * 10 N    | @ Tustin HS            |
| Fri         | 4-Nov-05  | 7:00 PM | L  | 14 University               | * 16 N    | HC Guyer Field         |
| Thu         | 10-Nov-05 | 7:00 PM | W  | 24 Calvary Chapel / SA      | * 7 N     | Guyer Field            |
|             |           |         |    | 198 5-4-1                   | 205       |                        |
|             |           |         |    | 19.8 * Pacific Coast League | 20.5 Ave. |                        |
|             |           |         |    | 5th                         |           |                        |
| <b>2006</b> |           |         |    |                             |           |                        |
| Fri         | 1-Sep-06  | 7:00 PM | L  | 7 @ Corona del Mar          | 34 N      | @ Newport Harbor HS    |
| Fri         | 8-Sep-06  | 7:00 PM | W  | 18 La Quinta/Westminster    | 0 N       | Guyer Field            |
| Fri         | 15-Sep-06 | 7:00 PM | L  | 6 Santiago/GG               | 33 N      | Guyer Field            |
| Fri         | 22-Sep-06 | 7:00 PM | W  | 27 @ Segerstrom             | 21 N      | @ Segerstrom HS        |
| Fri         | 29-Sep-06 | 7:00 PM | L  | 0 University                | 27 N      | Guyer Field            |
| Fri         | 6-Oct-06  | 7:00 PM | L  | 0 Capistrano Valley         | 49 N      | Guyer Field            |
| Fri         | 13-Oct-06 | 7:00 PM | L  | 7 @ Notre Dame/Riverside    | 48 N      | @ Rubidoux HS          |
| Thu         | 26-Oct-06 | 7:00 PM | W  | 28 @ Calvary Chapel / SA    | * 7 N     | @ Orange Coast College |
| Fri         | 3-Nov-06  | 7:00 PM | W  | 21 Estancia                 | * 14 N    | HC Guyer Field         |
| Thu         | 9-Nov-06  | 7:00 PM | W  | 22 @ Costa Mesa             | * 7 N     | @ Newport Harbor HS    |
| Fri         | 17-Nov-06 | 7:00 PM | L  | 0 Valencia                  | # 55 N    |                        |
|             |           |         |    | 136 5-6-0                   | 295       |                        |

| Date                                     | KO Time | PF   | Opponent              | PA     | Site                          |
|--|---------|------|-----------------------|--------|-------------------------------|
| 12.4 * Orange Coast League 1st 26.8 Ave. |         |      |                       |        |                               |
| Jonathan Todd                            |         |      |                       |        |                               |
| <b>2007</b>                              |         |      |                       |        |                               |
| Fri 31-Aug-07                            | 7:00 PM | L 6  | Corona del Mar        | 26 N   | Guyer Field                   |
| Fri 7-Sep-07                             | 7:00 PM | W 31 | @ La Quinta/West      | 22 N   | @ Bolsa Grande HS             |
| Fri 14-Sep-07                            | 7:00 PM | L 0  | @ Santiago/GG         | 26 N   | @ Garden Grove HS             |
| Fri 21-Sep-07                            | 7:00 PM | L 24 | Segerstrom            | 35 N   | Guyer Field                   |
| Thu 27-Sep-07                            | 7:00 PM | L 0  | @ University          | 38 N   | @ Irvine HS                   |
| Fri 5-Oct-07                             | 7:00 PM | L 7  | @ Capistrano Valley   | 33 N   | @ Capo Valley HS              |
| Fri 12-Oct-07                            | 7:00 PM | L 0  | Notre Dame/Riverside  | 35 N   | Guyer Field                   |
| Mon 29-Oct-07                            | 7:00 PM | L 6  | Costa Mesa            | * 8 N  | Guyer Field                   |
| Fri 2-Nov-07                             | 7:00 PM | L 12 | Calvary Chapel / SA   | * 23 N | HC Guyer Field                |
| Fri 9-Nov-07                             | 7:00 PM | W 17 | @ Estancia            | * 13 N | @ Newport Harbor HS           |
| 103 2-8-0 259                            |         |      |                       |        |                               |
| 10.3 * Orange Coast League 3rd 25.9 Ave. |         |      |                       |        |                               |
| <b>2008</b>                              |         |      |                       |        |                               |
| Fri 5-Sep-08                             | 7:30 PM | L 0  | @ Coronado (SD)       | 34 N   | @ Neidermeyer Field. Coronado |
| Fri 12-Sep-08                            | 7:00 PM | L 0  | @ Corona del Mar      | 37 N   | @ Newport Harbor HS           |
| Sat 20-Sep-08                            | 7:00 PM | L 15 | Piedmont (NCS)        | 17 N   | Guyer Field                   |
| Fri 26-Sep-08                            | 7:00 PM | W 37 | St Monica             | 7 N    | Guyer Field                   |
| Fri 3-Oct-08                             | 7:00 PM | L 24 | Garden Grove          | 42 N   | Guyer Field                   |
| Fri 10-Oct-08                            | 7:00 PM | L 7  | Francis Parker (SD)   | 49 N   | HC Guyer Field                |
| Fri 17-Oct-08                            | 7:00 PM | W 61 | Godinez               | * 6 N  | Guyer Field                   |
| Thu 23-Oct-08                            | 7:30 PM | W 34 | @ Calvary Chapel / SA | * 12 N | @ Orange Coast College        |
| Fri 7-Nov-08                             | 7:00 PM | W 24 | Estancia              | * 10 N | Guyer Field                   |
| Fri 14-Nov-08                            | 7:00 PM | L 30 | @ Costa Mesa          | * 38 N | @ Scott Field, Estancia HS    |
| Thu 20-Nov-08                            | 7:30 PM | W 39 | @ Santa Ana           | # 14 N | @ Santa Ana Bowl              |
| Fri 28-Nov-08                            | 7:00 PM | L 0  | Corona del Mar        | # 41 N | Guyer Field                   |
| 271 5-7-0 307                            |         |      |                       |        |                               |
| 22.6 * Orange Coast League 2nd 25.6 Ave. |         |      |                       |        |                               |
| <b>2009</b>                              |         |      |                       |        |                               |
| Fri 11-Sep-09                            | 7:00 PM | L 34 | Corona del Mar        | 65 N   | Guyer Field                   |
| Fri 18-Sep-09                            | 7:00 PM | L 20 | Coronado (SD)         | 69 N   | Guyer Field                   |
| Sat 26-Sep-09                            | 7:00 PM | W 42 | @ St Monica           | 21 N   | @ Santa Monica City College   |
| Fri 2-Oct-09                             | 7:00 PM | L 6  | @ Garden Grove        | 41 N   | @ Garden Grove HS             |
| Fri 9-Oct-09                             | 7:00 PM | L 24 | @ Francis Parker (SD) | 49 N   | @ Francis Parker HS           |
| Fri 16-Oct-09                            | 7:00 PM | W 28 | @ Godinez             | * 7 N  | @ Segerstrom HS               |
| Fri 23-Oct-09                            | 7:00 PM | W 56 | Calvary Chapel/SA     | * 24 N | Guyer Field                   |
| Fri 30-Oct-09                            | 7:00 PM | L 29 | Oak Hills             | 43 N   | HC Guyer Field                |
| Fri 6-Nov-09                             | 7:00 PM | W 27 | @ Estancia            | * 17 N | @ Scott Field, Estancia HS    |
| Fri 13-Nov-09                            | 7:00 PM | W 49 | Costa Mesa            | * 34 N | Guyer field                   |
| Fri 20-Nov-09`                           | 7:30 PM | L 28 | Beckman               | # 35 N | Guyer Field                   |
| 343 5-6-0 405                            |         |      |                       |        |                               |
| 31.2 * Orange Coast League 1st 36.8 Ave. |         |      |                       |        |                               |

|  | Date           | KO Time   |         | PF | Opponent |                              | PA        | Site                          |
|--|----------------|-----------|---------|----|----------|------------------------------|-----------|-------------------------------|
|  | <b>2010</b>    |           |         |    |          |                              |           |                               |
|  | Fri            | 10-Sep-10 | 7:00 PM | L  | 27       | Northwood                    | 62 N      | Guyer Field                   |
|  | Fri            | 17-Sep-10 | 7:00 PM | L  | 14       | @ Ocean View                 | 36 N      | @ Ocean View HS               |
|  | Fri            | 24-Sep-10 | 6:00 PM | L  | 18       | @ Bishop Montgomery          | 48 N      | @ Bishop Montgomery HS        |
|  | Fri            | 1-Oct-10  | 7:00 PM | W  | 26       | Mary Star of the Sea         | 21 N      | Guyer Field                   |
|  | Fri            | 8-Oct-10  | 7:00 PM | L  | 24       | @ Oak Hills                  | 48 N      | @ Oak Hills HS                |
|  | Fri            | 15-Oct-10 | 7:00 PM | L  | 10       | @ Estancia                   | * 36 N    | @ Scott Field, Estancia HS    |
|  | Fri            | 22-Oct-10 | 7:00 PM | L  | 27       | Calvary Chapel/SA            | * 42 N    | HC Guyer Field                |
|  | Fri            | 29-Oct-10 | 7:00 PM | L  | 41       | Godinez                      | * 48 N    | Guyer Field                   |
|  | Fri            | 5-Nov-10  | 7:00 PM | W  | 21       | @ Costa Mesa                 | * 14 N    | @ Scott Field, Estancia HS    |
|  | Fri            | 12-Nov-10 | 7:00 PM | W  | 49       | Saddleback                   | * 39 N    | Guyer field                   |
|  |                |           |         |    | 257      | 3-7-0                        | 394       |                               |
|  |                |           |         |    | 25.7     | * Orange Coast League<br>4th | 39.4 Ave. |                               |
|  | Mike Churchill |           |         |    |          |                              |           |                               |
|  | <b>2011</b>    |           |         |    |          |                              |           |                               |
|  | Fri            | 9-Sep-11  | 7:00 PM | W  | 55       | Webb                         | 7 N       | Guyer Field                   |
|  | Fri            | 16-Sep-11 | 7:00 PM | W  | 73       | Ocean View                   | 40 N      | Guyer Field                   |
|  | Fri            | 23-Sep-11 | 7:00 PM | W  | 28       | Bishop Montgomery            | 23 N      | Guyer Field                   |
|  | Fri            | 30-Sep-11 | 7:00 PM | W  | 55       | @ Mary Star of the Sea       | 26 N      | @ Daniels Field, San Pedro    |
|  | Fri            | 7-Oct-11  | 7:00 PM | W  | 56       | @ Jururpa Hills              | 14 N      | @ Jurupa Hills/Fontana        |
|  | Fri            | 14-Oct-11 | 7:00 PM | L  | 14       | Estancia                     | * 35 N    | HC Guyer Field                |
|  | Thu            | 20-Oct-11 | 7:00 PM | W  | 48       | @ Calvary Chapel/SA          | * 13 N    | @ Scott Field, Estancia HS    |
|  | Fri            | 28-Oct-11 | 7:00 PM | W  | 42       | @ Godinez                    | * 35 N    | @ Segerstrom Field            |
|  | Fri            | 4-Nov-11  | 7:00 PM | L  | 47       | Costa Mesa                   | * 63 N    | Guyer Field                   |
|  | Fri            | 11-Nov-11 | 7:00 PM | W  | 56       | @ Saddleback                 | * 3 N     | @ Segerstrom Field            |
|  | Fri            | 18-Nov-11 | 7:00 PM | W  | 49       | @ Anaheim                    | # 13 N    | @ Glover Stadium              |
|  | Fri            | 25-Nov-11 | 7:00 PM | W  | 51       | Segerstrom                   | # 40 N    | Guyer Field                   |
|  | Fri            | 2-Dec-11  | 7:00 PM | L  | 14       | Corona del Mar               | # 41 N    | Guyer Field                   |
|  |                |           |         |    | 588      | 10-3-0                       | 353       |                               |
|  |                |           |         |    | 45.2     | * Orange Coast League<br>3rd | 27.2 Ave. |                               |
|  | <b>2012</b>    |           |         |    |          |                              |           |                               |
|  | Fri            | 31-Aug-12 | 7:00 PM | W  | 62       | @ Bolsa Grande               | 14 N      | @ Bolsa Grande HS             |
|  | Fri            | 7-Sep-12  | 7:00 PM | T  | 36       | University                   | 36 N      | Guyer Field                   |
|  | Thu            | 13-Sep-12 | 7:00 PM | W  | 74       | @ Glenn                      | 19 N      | @ Excelsior HS Field, Norwalk |
|  | Fri            | 21-Sep-12 | 7:00 PM | W  | 31       | St Margaret's                | 17 N      | Guyer Field                   |
|  | Fri            | 28-Sep-12 | 7:00 PM | W  | 59       | Pioneer                      | 7 N       | Guyer Field                   |
|  | Fri            | 5-Oct-12  | 7:00 PM | W  | 49       | Saddleback                   | * 6 N     | Guyer Field                   |
|  | Fri            | 12-Oct-12 | 7:00 PM | W  | 48       | @ Estancia                   | * 14 N    | @ Scott Field, Estancia HS    |
|  | Fri            | 19-Oct-12 | 7:00 PM | W  | 56       | Calvary Chapel/SA            | * 13 N    | HC Guyer Field                |
|  | Fri            | 26-Oct-12 | 7:00 PM | W  | 42       | Godinez                      | * 13 N    | Guyer Field                   |
|  | Thu            | 1-Nov-12  | 7:00 PM | W  | 35       | @ Costa Mesa                 | * 28 N    | @ Scott Field, Estancia HS    |
|  | Fri            | 9-Nov-12  | 7:00 PM | W  | 42       | Loara                        | # 14 N    | Guyer Field                   |
|  | Fri            | 16-Nov-12 | 7:00 PM | W  | 28       | Northwood                    | # 21 N    | Guyer Field                   |
|  | Fri            | 23-Nov-12 | 7:00 PM | L  | 21       | @ Garden Grove               | # 35 N    | @ Garden Grove HS             |
|  |                |           |         |    | 583      | 11-1-1                       | 237       |                               |
|  |                |           |         |    | 44.8     | * Orange Coast League<br>1st | 18.2 Ave. |                               |

| Date               | KO Time | PF | Opponent                    | PA        | Site                          |
|--------------------|---------|----|-----------------------------|-----------|-------------------------------|
| <b>Corey Brown</b> |         |    |                             |           |                               |
| <b>2013</b>        |         |    |                             |           |                               |
| Fri 6-Sep-13       | 7:00 PM | W  | 48 Bolsa Grande             | 17 N      | Guyer Field                   |
| Thu 12-Sep-13      | 7:00 PM | W  | 32 @ University             | 7 N       | @ University HS Field         |
| Fri 20-Sep-13      | 7:00 PM | W  | 35 Rancho Dominguez (LACIF) | 0 N       | Guyer Field                   |
| Fri 27-Sep-13      | 7:00 PM | L  | 12 @ St Margaret's          | 35 N      | @ St Margaret's HS            |
| Fri 04-Oct-13      | 7:00 PM | L  | 19 Northwood                | 35 N      | Guyer Field                   |
| Fri 11-Oct-13      | 7:00 PM | W  | 55 @ Saddleback             | 19 N      | @ Segerstrom Field            |
| Fri 18-Oct-13      | 7:00 PM | W  | 59 Estancia                 | * 14 N    | HC Guyer Field                |
| Thu 24-Oct-13      | 7:00 PM | L  | 56 @ Calvary Chapel/SA      | * 62 N    | OT @ Scott Field, Estancia HS |
| Thu 31-Oct-13      | 7:00 PM | L  | 24 @ Godinez                | * 46 N    | @ Segerstrom Field            |
| Fri 08-Nov-13      | 7:00 PM | L  | 30 Costa Mesa               | * 56 N    | Guyer Field                   |
|                    |         |    | 370 5-5-0                   | 291       |                               |
|                    |         |    | 37.0 * Orange Coast League  | 29.1 Ave. |                               |
|                    |         |    | 4th(T)                      |           |                               |
| <b>2014</b>        |         |    |                             |           |                               |
| Fri 9/5/2014       | 7:00 PM | W  | 45 @ Bolsa Grande           | 12 N      | @ Bolsa Grande HS             |
| Fri 9/12/2014      | 7:00 PM | L  | 10 University               | 37 N      | Guyer Field                   |
| Fri 9/19/2014      | 7:00 PM | L  | 21 @ Westminster            | 57 N      | @ Westminster HS              |
| Fri 9/26/2014      | 7:00 PM | L  | 14 St Margaret's            | 35 N      | Guyer Field                   |
| Thu 10/2/2014      | 7:00 PM | L  | 14 @ Northwood              | 38 N      | @ Irvine HS                   |
| Fri 10/10/2014     | 7:00 PM | L  | 0 @ Costa Mesa              | 48 N      | @ Scott Field, Estancia HS    |
| Fri 10/17/2014     | 7:00 PM | L  | 31 Saddleback               | * 38 N    | HC Guyer Field                |
| Fri 10/24/2014     | 7:00 PM | L  | 6 @ Estancia                | * 17 N    | @ Scott Field, Estancia HS    |
| Fri 10/31/2014     | 7:00 PM | L  | 28 Calvary Chapel/SA        | * 35 N    | Guyer Field                   |
| Fri 11/7/2014      | 7:00 PM | W  | 31 Godinez                  | * 7 N     | Guyer Field                   |
|                    |         |    | 370 2-8-0                   | 324       |                               |
|                    |         |    | 20.0 * Orange Coast League  | 32.4 Ave. |                               |
|                    |         |    | 5th                         |           |                               |
| <b>Ted Clarke</b>  |         |    |                             |           |                               |
| <b>2015</b>        |         |    |                             |           |                               |
| Fri 8/28/2015      | 7:00 PM | L  | 0 Valley Christian/Cerritos | 50 N      | Guyer Field                   |
| Fri 9/4/2015       | 7:00 PM | W  | 16 Bolsa Grande             | 12 N      | Guyer Field                   |
| Fri 9/11/2015      | 7:00 PM | L  | 0 @ Segerstrom              | 45 N      | @ Segerstrom HS               |
| Fri 9/18/2015      | 7:00 PM | L  | 18 Westminster              | 28 N      | Guyer Field                   |
| Fri 9/25/2015      | 7:00 PM | W  | 21 @ Sage Hill              | 17 N      | @ Sage Hill Academy           |
| Fri 10/9/2015      | 7:00 PM | L  | 9 Costa Mesa                | 14 N      | Guyer Field                   |
| Fri 10/16/2015     | 7:00 PM | L  | 28 @ Saddleback             | * 49 N    | @ Segerstrom HS               |
| Fri 10/23/2015     | 7:00 PM | L  | 14 Estancia                 | * 31 N    | HC Guyer Field                |
| Fri 10/30/2015     | 7:00 PM | L  | 0 @ Calvary Chapel/SA       | * 40 N    | @ Ocean View HS               |
| Fri 11/6/2015      | 7:00 PM | L  | 17 @ Godinez                | * 34 N    | @ Segerstrom HS               |
|                    |         |    | 123 2-8-0                   | 320       |                               |
|                    |         |    | 12.3 * Orange Coast League  | 32.0 Ave. |                               |
|                    |         |    | 6 <sup>th</sup>             |           |                               |

| Date                 | KO Time    | PF        | Opponent                           | PA        | Site                       |
|----------------------|------------|-----------|------------------------------------|-----------|----------------------------|
| <b>John Shanahan</b> |            |           |                                    |           |                            |
| <b>2016</b>          |            |           |                                    |           |                            |
| Fri                  | 8/26/2016  | 7:00 PM W | 47 @ Bolsa Grande                  | 18 N      | @ Bolsa Grande HS          |
| Fri                  | 9/2/2016   | 7:00 PM W | 52 La Quinta/Westminster           | 14 N      | Guyer Field                |
| Fri                  | 9/9/2016   | 7:00 PM L | 10 Segerstrom                      | 41 N      | Guyer Field                |
| Thu                  | 9/15/2016  | 7:00 PM L | 17 @ Orange                        | 48 N      | @ Kelly Field              |
| Fri                  | 9/23/2016  | 7:00 PM L | 0 @ St Margaret's                  | 38 N      | @ Tartan Field             |
| Fri                  | 10/7/2016  | 7:00 PM L | 7 Godinez                          | * 32 N    | Guyer Field                |
| Fri                  | 10/14/2016 | 7:00 PM W | 43 @ Costa Mesa                    | * 9 N     | @ Mustang Field            |
| Fri                  | 10/21/2016 | 7:00 PM W | 21 Saddleback                      | * 12 N    | HC Guyer Field             |
| Thu                  | 10/27/2016 | 7:00 PM W | 42 @ Estancia                      | * 21 N    | @ Scott Field              |
| Fri                  | 11/4/2016  | 7:00 PM W | 39 Calvary Chapel/SA               | * 14 N    | Guyer Field                |
| Fri                  | 11/11/2016 | 7:30 PM W | 26 @ Duarte                        | # 21 N    | @ Duarte Field             |
| Fri                  | 11/18/2016 | 7:00 PM W | 21 Boron                           | # 14 N    | Guyer Field                |
| Fri                  | 11/25/2016 | 7:30 PM L | 27 @ Santa Ana                     | # 66 N    | @ Santa Ana Bowl           |
|                      |            | 352       | 8-5-0                              | 348       |                            |
|                      |            | 27.1      | * Orange Coast League<br>2nd       | 26.8 Ave. |                            |
| <b>2017</b>          |            |           |                                    |           |                            |
| Fri                  | 8/25/2017  | 7:00 PM W | 48 Bolsa Grande                    | 21 N      | Guyer Field                |
| Thu                  | 8/31/2017  | 7:00 PM L | 34 @ La Quinta/Westminster         | 38 N      | @ Bolsa Grande HS          |
| Sa                   | 9/9/2017   | 1:30 PM L | 10 @ Big Bear                      | 32 N      | @ Big Bear Middle School   |
| Fri                  | 9/15/2017  | 7:00 PM L | 19 Orange                          | 26 N      | Guyer Field                |
| Fri                  | 9/22/2017  | 7:00 PM L | 7 St Margaret's                    | 48 N      | Guyer Field                |
| Fri                  | 10/6/2017  | 7:00 PM L | 14 @ Godinez                       | * 38 N    | @ Valley HS Field          |
| Fri                  | 10/13/2017 | 7:00 PM W | 35 Costa Mesa                      | * 23 N    | Guyer Field                |
| Fri                  | 10/20/2017 | 7:00 PM W | 32 @ Saddleback                    | * 28 N    | HC @ Segerstrom HS         |
| Fri                  | 10/27/2017 | 7:00 PM W | 40 Estancia                        | * 21 N    | Guyer Field                |
| Thu                  | 11/2/2017  | 7:30 PM W | 37 @ Calvary Chapel/SA             | * 14 N    | @ Orange Coast College     |
| Fri                  | 11/10/2017 | 7:00 PM L | 17 @ Rancho Christian              | # 24 N    | @ Rancho Christian HS      |
|                      |            | 293       | 5-6-0                              | 323       |                            |
|                      |            | 26.6      | * Orange Coast League<br>2nd       | 28.5 Ave. |                            |
| <b>2018</b>          |            |           |                                    |           |                            |
| Fri                  | 8/24/2018  | 7:00 PM W | 42 Hoover                          | 14 N      | Guyer Field                |
| Fri                  | 8/31/2018  | 7:00 PM L | 26 Big Bear                        | 29 N      | Guyer Field                |
| Fri                  | 9/7/2018   | 7:00 PM W | 34 Dana Hills                      | 8 N       | Guyer Field                |
| Fri                  | 9/14/2018  | 7:00 PM W | 17 Bellflower                      | 14 N      | Guyer Field                |
| Fri                  | 9/21/2018  | 7:00 PM W | 41 @ Estancia                      | 19 N      | @ Scott Field, Estancia HS |
| Fri                  | 9/28/2018  | 7:00 PM W | 21 @ Marina                        | 18 N      | @ Westminster HS           |
| Fri                  | 10/5/2018  | 7:00 PM W | 49 Rio Hondo Prep                  | 46 N      | HC Guyer Field             |
| Sat                  | 10/13/2018 | 2:00 PM L | 35 @ Western                       | * 47      | @ Western HS               |
| Fri                  | 10/19/2018 | 7:00 PM W | 38 Ocean View                      | * 21 N    | Guyer Field                |
| Thu                  | 10/25/2018 | 7:00 PM W | 45 @ Godinez                       | * 7 N     | @ Valley HS Field          |
| Fri                  | 11/2/2018  | 7:00 PM W | 30 Saddleback Valley Christian     | # 21 N    | Guyer Field                |
| Fri                  | 11/9/2018  | 7:00 PM W | 34 @ Northwood                     | # 13 N    | @ Irvine HS                |
| Fri                  | 11/16/2018 | 7:30 PM L | 6 @ Artesia                        | # 48 N    | @ Artesia HS               |
|                      |            | 418       | 10-3-0                             | 305       |                            |
|                      |            | 32.2      | * GWC - Pac 4 League<br>1st (Tied) | 23.5 Ave. |                            |



August 22, 2019 – Laguna 43, Green Street Academy (Baltimore MD) 13  
 Game played at St Mary's Ryken Field, Leonardtown Md – First Laguna game played outside California

**2019**

|     |            |         |   |      |                      |    |      |                            |
|-----|------------|---------|---|------|----------------------|----|------|----------------------------|
| Thu | 8/22/2019  | 7:00 PM | W | 43   | Green Street Academy | 14 | N    | N St Mary's Ryken Field MD |
| Fri | 9/6/2019   | 7:00 PM | W | 49   | Big Bear             | 14 | N    | Guyer Field                |
| Fri | 9/13/2019  | 7:00 PM | L | 7    | Dana Hills           | 10 | N    | @ Dana Hills HS            |
| Fri | 9/20/2019  | 7:00 PM | W | 42   | Bellflower           | 21 | N    | @ Bellflower HS            |
| Fri | 9/27/2019  | 7:00 PM | W | 49   | @ Estancia           | 3  | N    | Guyer Field                |
| Fri | 10/4/2019  | 7:00 PM | L | 14   | @ Marina             | 28 | N    | HC Guyer Field             |
| Fri | 10/11/2019 | 7:00 PM | L | 14   | Rio Hondo Prep       | 52 | N    | @ Kare Park, Industry      |
| Fri | 10/18/2019 | 7:00 PM | W | 42   | @ Godinez            | *  | 6    | N Guyer Field              |
| Fri | 10/25/2019 | 7:00 PM | L | 49   | Western              | *  | 56   | N ot Guyer Field           |
| Fri | 11/1/2019  | 7:00 PM | L | 20   | @ Ocean View         | *  | 27   | N @ Ocean View HS          |
|     |            |         |   | 329  | 5-5-0                |    | 231  |                            |
|     |            |         |   | 32.9 | * GWC – Pac 4 League |    | 23.1 | Ave.                       |
|     |            |         |   |      | 3rd                  |    |      |                            |



2019 Squad in New York

| Date        | KO Time    | PF        | Opponent                         | PA        | Site                       |
|-------------|------------|-----------|----------------------------------|-----------|----------------------------|
| <b>2020</b> |            |           |                                  |           |                            |
| Fri         | 3/19/2021  | 7:00 PM W | 40 @ Jurupa Valley               | 0 N       | @ Jurupa Valley HS         |
| Thu         | 9/3/2021   | 7:00 PM L | 40 @ Marina                      | 59 N      | @ Westminster HS           |
| Fri         | 4/2/2021   | 7:00 PM L | 21 Ocean View                    | * 28 N    | Guyer Field                |
| Fri         | 4/9/2021   | 7:00 PM L | 10 @ Estancia                    | 28 N      | @ Scott Field, Estancia HS |
| Fri         | 4/17/2021  | 7:00 PM L | 21 @ Westminster                 | * 27 N    | @ Westminster HS           |
|             |            | 132       | 1-4-0                            | 142       |                            |
|             |            | 26.4      | * GWC – Pac 4 League<br>3rd      | 28.4 Ave. |                            |
| <b>2021</b> |            |           |                                  |           |                            |
| Fri         | 8/20/2021  | 7:00 PM W | 54 Costa Mesa                    | 13 N      | Guyer Field                |
| Fri         | 8/27/2021  | 7:00 PM L | 7 @ Dana Hills                   | 35 N      | @ Dana Hills HS            |
| Fri         | 9/3/2021   | 7:00 PM W | 34 @ Northwood                   | 21 N      | @ Irvine HS                |
| Fri         | 9/10/2021  | 7:00 PM W | 26 Woodbridge                    | 19 N      | Guyer Field                |
| Fri         | 9/17/2021  | 7:00 PM W | 48 Crean Lutheran                | 26 N      | Guyer Field                |
| Fri         | 9/24/2021  | 7:00 PM W | 42 Calvary Chapel/SA             | 7 N       | Guyer Field                |
| Fri         | 10/1/2021  | 7:00 PM W | 27 @ Segerstrom                  | 14 N      | @ Segerstrom HS            |
| Fri         | 10/15/2021 | 7:00 PM W | 54 @ Westminster                 | * 14 N    | @ Westminster HS           |
| Fri         | 10/22/2021 | 7:00 PM W | 48 Ocean View                    | * 14 N    | HC Guyer Field             |
| Fri         | 10/29/2021 | 7:00 PM W | 49 Godinez                       | * 0 N     | Guyer Field                |
| Fri         | 11/5/2021  | 7:00 PM W | 42 Chino                         | # 21 N    | Guyer Field                |
| Fri         | 11/12/2021 | 7:00 PM L | 7 @ Claremont                    | # 38 N    | @ Claremont HS             |
|             |            | 438       | 10-2-0                           | 222       |                            |
|             |            | 36.5      | * GWC – Pac 4 League<br>1st      | 18.5 Ave. |                            |
| <b>2022</b> |            |           |                                  |           |                            |
| Fri         | 8/19/2022  | 7:00 PM L | 14 @ Homedale (ID)               | 46        | @ Homedale HS, Idaho       |
| Fri         | 8/26/2022  | 7:00 PM L | 24 Dana Hills                    | 28 N      | Guyer Field                |
| Fri         | 9/2/2022   | 7:00 PM W | 35 Northwood                     | 31 N      | Guyer Field                |
| Fri         | 9/9/2022   | 7:00 PM W | 24 N Capistrano Valley Christian | 17 N      | N Aliso Niguel HS          |
| Fri         | 9/16/2022  | 7:00 PM L | 27 @ Crean Lutheran              | 35 N      | @ Crean Lutheran HS        |
| Fri         | 9/23/2022  | 7:00 PM W | 27 @ Lakeside                    | 14 N      | @ Lakeside HS              |
| Fri         | 9/30/2022  | 7:00 PM W | 41 Segerstrom                    | 22 N      | HC Guyer Field             |
| Fri         | 10/14/2022 | 7:00 PM W | 48 @ Godinez                     | * 0 N     | @ Valley HS                |
| Fri         | 10/21/2022 | 7:00 PM W | 21 Westminster                   | * 14 N    | Guyer Field                |
| Fri         | 10/28/2022 | 7:00 PM W | 40 @ Ocean View                  | * 0 N     | @ Ocean View HS            |
| Fri         | 11/4/2022  | 7:00 PM W | 24 West                          | # 21 N    | Guyer Field                |
| Fri         | 11/11/2022 | 7:00 PM W | 41 @ La Quinta/LQ                | # 16 N    | @ La Quinta HS             |

|     |            |         |   |      |                       |    |      |      |                  |
|-----|------------|---------|---|------|-----------------------|----|------|------|------------------|
| Fri | 11/18/2022 | 7:00 PM | W | 42   | Norte Vista           | #  | 35   | N    | Guyer Field      |
| Sat | 11/26/2022 | 7:00 PM | W | 36   | @ Diamond Bar         | #  | 28   | N    | @ Diamond Bar HS |
| Sat | 12/03/2022 | 6:00 PM | L | 55   | Granada Hills (LACIF) | ## | 56   | N    | Guyer Field      |
|     |            |         |   | 499  | 11-4-0                |    | 363  |      |                  |
|     |            |         |   | 33.3 | * GWC - Pac 4 League  |    | 24.2 | Ave. |                  |
|     |            |         |   |      | 1st                   |    |      |      |                  |



@ Homedale, Idaho 2022

| Date        | KO Time    | PF      | Opponent               | PA                   | Site                                   |
|-------------|------------|---------|------------------------|----------------------|--|
| <b>2023</b> |            |         |                        |                      |  |
| Fri         | 8/17/2023  | 7:00 PM | L 26 @ Chino           | 27                   | N @ Chino HS                           |
| Fri         | 8/25/2023  | 7:00 PM | W 24 @ Dana Hills      | 10                   | N @ Dana Hills HS                      |
| Fri         | 9/1/2023   | 7:00 PM | W 35 @ Northwood       | 21                   | N @ Irvine HS                          |
| Fri         | 9/8/2023   | 7:00 PM | W 68 Santa Ana         | 48                   | N Guyer Field                          |
| Fri         | 9/22/2023  | 7:00 PM | W 75 Lakeside          | 12                   | N Guyer Field                          |
| Fri         | 9/29/2023  | 7:00 PM | W 18 Charter Oak       | 17                   | N Guyer Field                          |
| Thu         | 10/05/2023 | 7:00 PM | W 42 @ Garden Grove    | 7                    | N @ Garden Grove HS                    |
| Fri         | 10/13/2023 | 7:00 PM | W 64 Ocean View        | *                    | 0 N HC Guyer Field                     |
| Fri         | 10/20/2023 | 7:00 PM | W 50 Godinez           | *                    | 7 N Guyer Field                        |
| Fri         | 10/27/2023 | 7:00 PM | W 42 @ Westminster     | *                    | 7 N @ Westminster HS                   |
| Fri         | 11/3/2023  | 7:00 PM | L 7 El Dorado          | #                    | 21 N Guyer Field                       |
|             |            |         | 451                    | 9-2-0                | 177                                    |
|             |            |         | 41.0                   | * GWC - Pac 4 League | 16.1 Ave.                              |
|             |            |         |                        | 1st                  |  |
| <b>2024</b> |            |         |                        |                      |  |
| Fri         | 8/23/2024  | 7:00 PM | W 52 @ St. Margaret's  | 13                   | N @ St. Margaret's                     |
| Fri         | 8/30/2024  | 7:00 PM | W 21 @ Santa Monica    | 9                    | N @ Santa Monica HS                    |
| Fri         | 9/6/2024   | 7:00 PM | W 51 Kennedy           | 0                    | N Guyer Field                          |
| Fri         | 9/13/2024  | 7:00 PM | W 41 Gig Harbor (WA)   | 0                    | N Guyer Field                          |
| Fri         | 9/20/2024  | 7:00 PM | W 40 El Dorado         | 0                    | N Guyer Field                          |
| Fri         | 10/04/2024 | 7:00 PM | W 7 @ Northwood        | *                    | 6 N @ Irvine HS                        |
| Fri         | 10/11/2024 | 7:00 PM | W 50 Fountain Valley   | *                    | 7 N Guyer Field                        |
| Fri         | 10/18/2024 | 7:00 PM | L 14 @ Aliso Niguel    | *                    | 34 N @ Aliso Niguel HS                 |
| Fri         | 10/25/2024 | 7:00 PM | W 35 Dana Hills        | *                    | 32 N HC Guyer Field                    |
| Fri         | 11/01/2024 | 7:00 PM | W 42 Orange            | *                    | 18 N Guyer Field                       |
| Fri         | 11/08/2024 | 7:00 PM | L 14 N Pacifica/Oxnard | #                    | 47 N N Rolland Stadium, Cal Lutheran U |
|             |            |         | 367                    | 9-2-0                | 166                                    |
|             |            |         | 33.4                   | * Foxtrot League     | 15.1 Ave.                              |
|             |            |         |                        | 1st                  |  |
| 874 Games   |            | 16,374  | 410-445-19             | 16,926               |  |
|             |            | 19      | 0.480                  | 19                   |  |



## Conference Record 1935 – 2024

| Year | Coach                  | W | L | T | Pct.  | Conference           | Finish          | Champion                                   |
|------|------------------------|---|---|---|-------|----------------------|-----------------|--|
| 1935 | Maurice "Red" Guyer    | 0 | 5 | 0 | 0.000 | Orange League        | 10th            | Brea-Olinda, Anaheim                       |
| 1936 | Maurice "Red" Guyer    | 4 | 0 | 0 | 1.000 | Orange League        | 1st (Minor Div) | <b>Laguna Beach</b>                        |
| 1937 | Maurice "Red" Guyer    | 3 | 0 | 2 | 0.800 | Orange League        | 2nd             | Tustin                                     |
| 1938 | Maurice "Red" Guyer    | 2 | 2 | 1 | 0.500 | Orange League        | 4th             | Tustin                                     |
| 1939 | Maurice "Red" Guyer    | 3 | 2 | 0 | 0.600 | Orange League        | 2nd (Tie)       | Tustin                                     |
| 1940 | Maurice "Red" Guyer    | 2 | 2 | 1 | 0.500 | Orange League        | 4th             | Tustin                                     |
| 1941 | Maurice "Red" Guyer    | 4 | 0 | 1 | 0.900 | Orange League        | 1st             | <b>Laguna Beach</b>                        |
| 1942 | Lawrence "Bud" Langley | 1 | 3 | 0 | 0.250 | Orange League        | 4th (Tie)       | Garden Grove, Tustin                       |
| 1943 | Lawrence "Bud" Langley | 3 | 2 | 0 | 0.600 | Orange League        | 3rd             | Tustin                                     |
| 1944 | Lawrence "Bud" Langley | 4 | 1 | 0 | 0.800 | Orange League        | 2nd             | Tustin                                     |
| 1945 | Lawrence "Bud" Langley | 3 | 2 | 0 | 0.600 | Orange League        | 3rd             | Garden Grove                               |
| 1946 | Maurice "Red" Guyer    | 5 | 0 | 0 | 1.000 | Orange League        | 1st             | <b>Laguna Beach</b>                        |
| 1947 | Maurice "Red" Guyer    | 5 | 0 | 0 | 1.000 | Orange League        | 1st             | <b>Laguna Beach</b>                        |
| 1948 | Maurice "Red" Guyer    | 3 | 2 | 0 | 0.600 | Orange League        | 3rd             | Tustin                                     |
| 1949 | Maurice "Red" Guyer    | 4 | 1 | 0 | 0.800 | Orange League        | 2nd             | Tustin                                     |
| 1950 | Maurice "Red" Guyer    | 4 | 1 | 0 | 0.800 | Orange League        | 1st (Tie)       | Garden Grove, <b>Laguna Beach</b> , Tustin |
| 1951 | Maurice "Red" Guyer    | 3 | 2 | 0 | 0.600 | Orange League        | 2nd (Tie)       | Garden Grove                               |
| 1952 | Maurice "Red" Guyer    | 5 | 0 | 0 | 1.000 | Orange League        | 1st             | <b>Laguna Beach</b>                        |
| 1953 | Maurice "Red" Guyer    | 4 | 1 | 0 | 0.800 | Orange League        | 2nd             | Brea-Olinda                                |
| 1954 | Maurice "Red" Guyer    | 2 | 3 | 0 | 0.400 | Orange League        | 4th (Tie)       | Garden Grove                               |
| 1955 | Maurice "Red" Guyer    | 3 | 1 | 1 | 0.700 | Orange League        | 3rd             | Brea-Olinda, Tustin                        |
| 1956 | Maurice "Red" Guyer    | 4 | 1 | 0 | 0.800 | Orange League        | 2nd             | Brea-Olinda                                |
| 1957 | LaVerne Dugger         | 2 | 4 | 1 | 0.357 | Orange League        | 5th             | Brea-Olinda                                |
| 1958 | LaVerne Dugger         | 3 | 1 | 0 | 0.750 | Orange League        | 2nd             | Brea-Olinda                                |
| 1959 | LaVerne Dugger         | 3 | 1 | 0 | 0.750 | Orange League        | 1st (Tie)       | Brea-Olinda, <b>Laguna Beach</b>           |
| 1960 | LaVerne Dugger         | 1 | 4 | 0 | 0.200 | Orange League        | 4th (Tie)       | Brea-Olinda                                |
| 1961 | Hal Akins              | 3 | 2 | 2 | 0.571 | Orange League        | 4th             | Brea-Olinda                                |
| 1962 | Hal Akins              | 4 | 1 | 0 | 0.800 | Orange League        | 2nd             | Brea-Olinda                                |
| 1963 | Hal Akins              | 5 | 1 | 1 | 0.786 | Orange League        | 2nd (Tie)       | Brea-Olinda                                |
| 1964 | Hal Akins              | 2 | 1 | 1 | 0.625 | Orange League        | 2nd (Tie)       | Lowell                                     |
| 1965 | Hal Akins              | 3 | 2 | 0 | 0.600 | Orange League        | 2nd (Tie)       | Foothill                                   |
| 1966 | Hal Akins              | 5 | 2 | 0 | 0.714 | Irvine League        | 2nd (Tie)       | Huntington Beach                           |
| 1967 | Hal Akins              | 4 | 3 | 0 | 0.571 | Crestview League     | 4th (Tie)       | Foothill                                   |
| 1968 | Hal Akins              | 7 | 0 | 0 | 1.000 | Crestview League     | 1st             | <b>Laguna Beach</b>                        |
| 1969 | Hal Akins              | 1 | 6 | 0 | 0.143 | Crestview League     | 7th (Tie)       | Foothill                                   |
| 1970 | Hal Akins              | 1 | 4 | 0 | 0.200 | Orange League        | 5th (Tie)       | Sonora                                     |
| 1971 | Hal Akins              | 1 | 5 | 0 | 0.167 | Orange League        | 6th (Tie)       | Sonora                                     |
| 1972 | Hal Akins              | 2 | 5 | 0 | 0.286 | Orange League        | 6th (Tie)       | Brea-Olinda                                |
| 1973 | Hal Akins              | 0 | 7 | 0 | 0.000 | Orange League        | 8th             | Brea-Olinda, El Dorado                     |
| 1974 | Dennis Haryung         | 0 | 5 | 0 | 0.000 | South Coast League   | 6th             | University, El Toro                        |
| 1975 | Dennis Haryung         | 0 | 5 | 0 | 0.000 | South Coast League   | 6th             | San Clemente                               |
| 1976 | Dennis Haryung         | 1 | 6 | 0 | 0.143 | South Coast League   | 7th (Tie)       | Corona del Mar, Costa Mesa                 |
| 1977 | Dennis Haryung         | 3 | 4 | 0 | 0.429 | South Coast League   | 5th (Tie)       | Mission Viejo, San Clemente                |
| 1978 | Walt Hamera            | 2 | 3 | 0 | 0.400 | South Coast League   | 4th             | San Clemente                               |
| 1979 | Walt Hamera            | 2 | 3 | 0 | 0.400 | South Coast League   | 4th             | Mission Viejo                              |
| 1980 | Walt Hamera            | 4 | 1 | 0 | 0.800 | South Coast League   | 1st (Tie)       | <b>Laguna Beach</b> , Mission Viejo        |
| 1981 | Walt Hamera            | 2 | 3 | 0 | 0.400 | South Coast League   | 4th             | Capistrano Valley, Mission Viejo           |
| 1982 | Dennis Haryung         | 2 | 4 | 0 | 0.333 | South Coast League   | 5th (Tie)       | Capistrano Valley, Mission Viejo           |
| 1983 | Dennis Haryung         | 0 | 6 | 0 | 0.000 | South Coast League   | 7th             | Capistrano Valley                          |
| 1984 | Dennis Haryung         | 2 | 5 | 0 | 0.286 | Sea View League      | 6th (Tie)       | Newport Harbor, Saddleback                 |
| 1985 | Cedrick Hardman        | 3 | 4 | 0 | 0.429 | Sea View League      | 4th             | Newport Harbor, Saddleback                 |
| 1986 | Cedrick Hardman        | 3 | 2 | 0 | 0.600 | Pacific Coast League | 2nd (Tie)       | Orange                                     |
| 1987 | Lyman Olney            | 5 | 0 | 0 | 1.000 | Pacific Coast League | 1st             | <b>Laguna Beach</b>                        |
| 1988 | Lyman Olney            | 2 | 3 | 0 | 0.400 | Pacific Coast League | 4th             | Trabuco Hills, Woodbridge                  |
| 1989 | Lyman Olney            | 1 | 4 | 0 | 0.200 | Pacific Coast League | 5th             | Trabuco Hills                              |

| Year | Coach          | W | L | T | Pct.  | Conference           | Finish                | Champion                                  |
|------|----------------|---|---|---|-------|----------------------|-----------------------|---|
| 1990 | Lyman Olney    | 0 | 5 | 0 | 0.000 | Pacific Coast League | 6th                   | Laguna Hills                              |
| 1991 | Lyman Olney    | 0 | 5 | 0 | 0.000 | Pacific Coast League | 6th                   | Laguna Hills, Trabuco Hills               |
| 1992 | Mike Barron    | 0 | 5 | 0 | 0.000 | Pacific Coast League | 6th                   | Century, Trabuco Hills                    |
| 1993 | Mike Roche     | 1 | 4 | 0 | 0.200 | Pacific Coast League | 5th                   | Costa Mesa                                |
| 1994 | Mike Roche     | 1 | 4 | 0 | 0.200 | Pacific Coast League | 5 <sup>th</sup> (Tie) | Laguna Hills                              |
| 1995 | Mike Roche     | 1 | 4 | 0 | 0.200 | Pacific Coast League | 4 <sup>th</sup> (Tie) | Laguna Hills                              |
| 1996 | Dave Holland   | 0 | 5 | 0 | 0.000 | Pacific Coast League | 6 <sup>th</sup>       | Aliso Niguel                              |
| 1997 | Dave Holland   | 0 | 5 | 0 | 0.000 | Pacific Coast League | 6 <sup>th</sup>       | Laguna Hills                              |
| 1998 | Dave Holland   | 2 | 3 | 0 | 0.400 | Pacific Coast League | 4 <sup>th</sup> (Tie) | Aliso Niguel, University                  |
| 1999 | Dave Holland   | 0 | 4 | 0 | 0.000 | Pacific Coast League | 5 <sup>th</sup>       | Costa Mesa, Corona del Mar                |
| 2000 | Dave Holland   | 1 | 4 | 0 | 0.200 | Pacific Coast League | 5 <sup>th</sup>       | University                                |
| 2001 | Dave Holland   | 1 | 4 | 0 | 0.200 | Pacific Coast League | 5 <sup>th</sup>       | Northwood                                 |
| 2002 | Dave Holland   | 1 | 4 | 0 | 0.200 | Pacific Coast League | 5 <sup>th</sup>       | Northwood                                 |
| 2003 | Dave Holland   | 0 | 4 | 1 | 0.100 | Pacific Coast League | 5 <sup>th</sup> (Tie) | Northwood                                 |
| 2004 | Jimmy Nolan    | 0 | 5 | 0 | 0.000 | Pacific Coast League | 6 <sup>th</sup>       | Tesoro                                    |
| 2005 | Jimmy Nolan    | 2 | 4 | 0 | 0.333 | Pacific Coast League | 5 <sup>th</sup>       | Tesoro                                    |
| 2006 | Jimmy Nolan    | 3 | 0 | 0 | 1.000 | Orange Coast League  | 1 <sup>st</sup>       | <b>Laguna Beach</b>                       |
| 2007 | Jonathan Todd  | 1 | 2 | 0 | 0.333 | Orange Coast League  | 3 <sup>rd</sup> (Tie) | Estancia & Costa Mesa                     |
| 2008 | Jonathan Todd  | 3 | 1 | 0 | 0.750 | Orange Coast League  | 2 <sup>nd</sup>       | Costa Mesa                                |
| 2009 | Jonathan Todd  | 4 | 0 | 0 | 1.000 | Orange Coast League  | 1 <sup>st</sup>       | <b>Laguna Beach</b>                       |
| 2010 | Jonathan Todd  | 2 | 3 | 0 | 0.300 | Orange Coast League  | 4 <sup>th</sup>       | Estancia                                  |
| 2011 | Mike Churchill | 3 | 2 | 0 | 0.600 | Orange Coast League  | 3 <sup>rd</sup>       | Estancia                                  |
| 2012 | Mike Churchill | 5 | 0 | 0 | 1.000 | Orange Coast League  | 1 <sup>st</sup>       | <b>Laguna Beach</b>                       |
| 2013 | Corey Brown    | 2 | 3 | 0 | 0.400 | Orange Coast League  | 4 <sup>th</sup> (T)   | Costa Mesa                                |
| 2014 | Corey Brown    | 1 | 4 | 0 | 0.200 | Orange Coast League  | 5 <sup>th</sup>       | Estancia                                  |
| 2015 | Ted Clarke     | 0 | 5 | 0 | 0.000 | Orange Coast League  | 6 <sup>th</sup>       | Calvary Chapel/SA                         |
| 2016 | John Shanahan  | 4 | 1 | 0 | 0.800 | Orange Coast League  | 2 <sup>nd</sup>       | Godinez                                   |
| 2017 | John Shanahan  | 4 | 1 | 0 | 0.800 | Orange Coast League  | 2 <sup>nd</sup>       | Godinez                                   |
| 2018 | John Shanahan  | 2 | 1 | 0 | 0.667 | GWC – Pac 4 League   | 1 <sup>st</sup> (Tie) | <b>Laguna Beach</b> , Ocean View, Western |
| 2019 | John Shanahan  | 1 | 2 | 0 | 0.333 | GWC – Pac 4 League   | 3 <sup>rd</sup>       | Western                                   |
| 2020 | John Shanahan  | 0 | 2 | 0 | 0.000 | GWC – Pac 4 League   | 3 <sup>rd</sup>       | Ocean View                                |
| 2021 | John Shanahan  | 3 | 0 | 0 | 1.000 | GWC – Pac 4 League   | 1 <sup>st</sup>       | <b>Laguna Beach</b>                       |
| 2022 | John Shanahan  | 3 | 0 | 0 | 1.000 | GWC – Pac 4 League   | 1 <sup>st</sup>       | <b>Laguna Beach</b>                       |
| 2023 | John Shanahan  | 3 | 0 | 0 | 1.000 | GWC – Pac 4 League   | 1 <sup>st</sup>       | <b>Laguna Beach</b>                       |
| 2024 | John Shanahan  | 4 | 1 | 0 | 0.800 | Foxtrot              | 1 <sup>st</sup>       | <b>Laguna Beach</b>                       |

**All-Time Conference Record:**

| Conference           | Seasons | Games | W   | L  | T  | Pct.  | Titles |
|----------------------|---------|-------|-----|----|----|-------|--------|
| Orange League        | 35      | 182   | 101 | 70 | 11 | 0.600 | 7      |
| Pacific Coast League | 20      | 100   | 21  | 78 | 1  | 0.215 | 1      |
| Orange Coast League  | 12      | 54    | 32  | 22 | 0  | 0.593 | 3      |
| South Coast League   | 10      | 56    | 16  | 40 | 0  | 0.286 | 1      |
| Crestview League     | 3       | 21    | 12  | 9  | 0  | 0.571 | 1      |
| GWC-Pac 4 League     | 6       | 17    | 12  | 5  | 0  | 0.706 | 4      |
| Sea View League      | 2       | 14    | 5   | 9  | 0  | 0.357 | 0      |
| Irvine League        | 1       | 7     | 5   | 2  | 0  | 0.714 | 0      |
| Foxtrot League       | 1       | 5     | 4   | 1  | 0  | 0.800 | 1      |

**Coaches Overall & Conference Records 1935 - 2024:** *(Ranked on games won)*

| Coach             | Years     | Full Season |            |            |           |              | Conference Games |            |            |           |              |
|-------------------|-----------|-------------|------------|------------|-----------|--------------|------------------|------------|------------|-----------|--------------|
|                   |           | Games       | W          | L          | T         | Pct.         | Games            | W          | L          | T         | Pct.         |
| Red Guyer         | 18        | 161         | 102        | 53         | 6         | 0.652        | 90               | 60         | 24         | 6         | 0.700        |
| Hal Akins         | 13        | 124         | 62         | 58         | 4         | 0.516        | 81               | 38         | 39         | 4         | 0.494        |
| John Shanahan     | 9         | 101         | 68         | 33         | 0         | 0.673        | 32               | 24         | 8          | 0         | 0.750        |
| Dave Holland      | 8         | 81          | 22         | 57         | 2         | 0.284        | 39               | 5          | 33         | 1         | 0.141        |
| Mike Churchill    | 2         | 26          | 21         | 4          | 0         | 0.827        | 10               | 8          | 2          | 0         | 0.800        |
| Dennis Haryung    | 7         | 65          | 18         | 47         | 0         | 0.277        | 43               | 8          | 35         | 0         | 0.186        |
| Walt Hamera       | 4         | 37          | 18         | 18         | 1         | 0.500        | 20               | 10         | 10         | 0         | 0.500        |
| Lyman Olney       | 5         | 52          | 17         | 34         | 1         | 0.337        | 25               | 8          | 17         | 0         | 0.320        |
| Jonathan Todd     | 4         | 43          | 15         | 28         | 0         | 0.349        | 16               | 10         | 6          | 0         | 0.625        |
| Bud Langley       | 4         | 27          | 15         | 10         | 2         | 0.593        | 19               | 11         | 8          | 0         | 0.625        |
| Vern Dugger       | 4         | 35          | 14         | 20         | 1         | 0.414        | 20               | 9          | 10         | 1         | 0.475        |
| Cedrick Hardman * | 2         | 21          | 11         | 10         | 0         | 0.524        | 12               | 6          | 6          | 0         | 0.500        |
| Jimmy Nolan       | 3         | 31          | 10         | 20         | 1         | 0.339        | 14               | 5          | 9          | 0         | 0.357        |
| Mike Roche        | 3         | 30          | 7          | 23         | 0         | 0.233        | 15               | 3          | 12         | 0         | 0.200        |
| Corey Brown       | 2         | 20          | 7          | 13         | 0         | 0.350        | 10               | 3          | 7          | 0         | 0.300        |
| Ted Clarke        | 1         | 10          | 2          | 8          | 0         | 0.200        | 5                | 0          | 5          | 0         | 0.000        |
| Mike Barron       | 1         | 10          | 1          | 9          | 0         | 0.100        | 5                | 0          | 5          | 0         | 0.000        |
| <i>Total</i>      | <i>90</i> | <i>874</i>  | <i>410</i> | <i>445</i> | <i>19</i> | <i>0.480</i> | <i>456</i>       | <i>208</i> | <i>236</i> | <i>12</i> | <i>0.460</i> |

\* Lloyd Cotton was interim head coach for the last 9 games of 1986 (6-3-0) when Hardman was suspended.

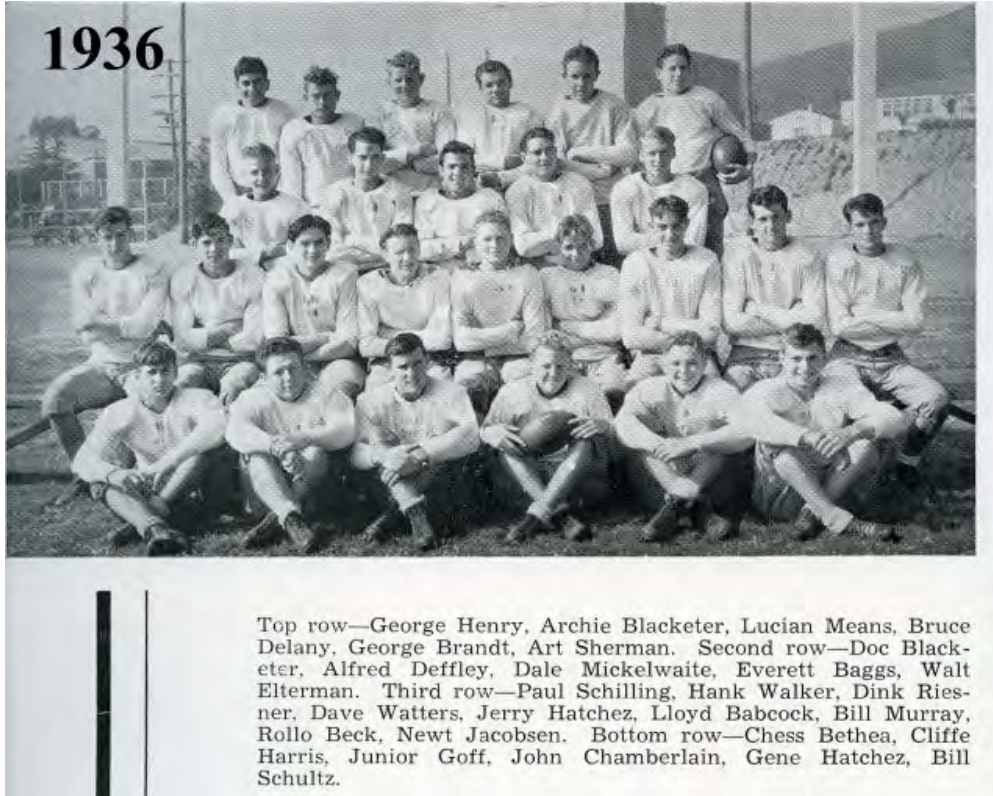


**Arthur "Skipper" Carrillo**  
*(photo by Doug Landrum)*



Skipper at the 2024 El Dorado game

The Laguna icon booster was a part of the Laguna Beach youth sports scene since 1958 and served as an active part of Laguna football more than 60 seasons before he passed on November 14, 2024.



Top row—George Henry, Archie Blacketer, Lucian Means, Bruce Delany, George Brandt, Art Sherman. Second row—Doc Blacketer, Alfred Deffley, Dale Mickelwaite, Everett Baggs, Walt Elterman. Third row—Paul Schilling, Hank Walker, Dink Riesner, Dave Watters, Jerry Hatchez, Lloyd Babcock, Bill Murray, Rollo Beck, Newt Jacobsen. Bottom row—Chess Bethea, Cliffe Harris, Junior Goff, John Chamberlain, Gene Hatchez, Bill Schultz.

League Standings 1935-2024

| 1935 Orange League  |          |          |          |              |
|---------------------|----------|----------|----------|--------------|
|                     | W        | L        | T        | Pct.         |
| Anaheim \$          | 5        | 0        | 0        | 1.000        |
| Brea-Olinda \$      | 5        | 0        | 0        | 1.000        |
| Valencia            | 3        | 1        | 1        | 0.700        |
| Huntington Beach    | 3        | 2        | 0        | 0.600        |
| Orange              | 2        | 2        | 1        | 0.500        |
| Newport Harbor      | 2        | 2        | 1        | 0.500        |
| Tustin              | 2        | 3        | 0        | 0.400        |
| Capistrano          | 1        | 3        | 1        | 0.300        |
| Garden Grove        | 0        | 5        | 0        | 0.000        |
| <b>Laguna Beach</b> | <b>0</b> | <b>5</b> | <b>0</b> | <b>0.000</b> |

| 1936 Orange League (Minor Div) |          |          |          |              |
|--------------------------------|----------|----------|----------|--------------|
|                                | W        | L        | T        | Pct.         |
| <b>Laguna Beach</b>            | <b>4</b> | <b>0</b> | <b>0</b> | <b>1.000</b> |
| Brea - Olinda                  | 3        | 1        | 0        | 0.750        |
| Tustin                         | 2        | 2        | 0        | 0.500        |
| Capistrano                     | 1        | 3        | 0        | 0.250        |
| Valencia                       | 0        | 4        | 0        | 0.000        |

| 1937 Orange League  |          |          |          |              |
|---------------------|----------|----------|----------|--------------|
|                     | W        | L        | T        | Pct.         |
| Tustin              | 4        | 0        | 1        | 0.900        |
| <b>Laguna Beach</b> | <b>3</b> | <b>0</b> | <b>2</b> | <b>0.800</b> |
| Brea-Olinda         | 3        | 1        | 1        | 0.700        |
| Garden Grove        | 2        | 3        | 0        | 0.400        |
| Capistrano          | 1        | 4        | 0        | 0.200        |
| Valencia            | 0        | 5        | 0        | 0.000        |

| 1938 Orange League  |          |          |          |              |
|---------------------|----------|----------|----------|--------------|
|                     | W        | L        | T        | Pct.         |
| Tustin              | 5        | 0        | 0        | 1.000        |
| Brea-Olinda         | 3        | 1        | 1        | 0.700        |
| Garden Grove        | 3        | 2        | 0        | 0.600        |
| <b>Laguna Beach</b> | <b>2</b> | <b>2</b> | <b>1</b> | <b>0.500</b> |
| Capistrano          | 1        | 4        | 0        | 0.200        |
| Valencia            | 0        | 5        | 0        | 0.000        |

| 1939 Orange League  |          |          |          |              |
|---------------------|----------|----------|----------|--------------|
|                     | W        | L        | T        | Pct.         |
| Tustin              | 5        | 0        | 0        | 1.000        |
| Brea-Olinda         | 3        | 2        | 0        | 0.600        |
| Garden Grove        | 3        | 2        | 0        | 0.600        |
| <b>Laguna Beach</b> | <b>3</b> | <b>2</b> | <b>0</b> | <b>0.600</b> |
| Capistrano          | 1        | 4        | 0        | 0.200        |
| Valencia            | 0        | 5        | 0        | 0.000        |

| 1940 Orange League  |          |          |          |              |
|---------------------|----------|----------|----------|--------------|
|                     | W        | L        | T        | Pct.         |
| Tustin              | 4        | 0        | 1        | 0.900        |
| Brea-Olinda         | 4        | 1        | 0        | 0.800        |
| Garden Grove        | 3        | 2        | 0        | 0.600        |
| <b>Laguna Beach</b> | <b>2</b> | <b>2</b> | <b>1</b> | <b>0.500</b> |
| Capistrano          | 1        | 4        | 0        | 0.200        |
| Valencia            | 0        | 5        | 0        | 0.000        |

| 1941 Orange League  |          |          |          |              | 1942 Orange League  |                 |          |          |              | 1943 Orange League  |          |          |          |              |
|---------------------|----------|----------|----------|--------------|---------------------|-----------------|----------|----------|--------------|---------------------|----------|----------|----------|--------------|
|                     | W        | L        | T        | Pct.         |                     | W               | L        | T        | Pct.         |                     | W        | L        | T        | Pct.         |
| <b>Laguna Beach</b> | <b>4</b> | <b>0</b> | <b>1</b> | <b>0.900</b> | Tustin              | 3               | 1        | 0        | 0.750        | Tustin              | 5        | 0        | 0        | 1.000        |
| Brea-Olinda         | 3        | 1        | 1        | 0.700        | Garden Grove        | 3               | 1        | 0        | 0.750        | Garden Grove        | 3        | 1        | 1        | 0.700        |
| Tustin              | 2        | 2        | 1        | 0.500        | Brea-Olinda         | 2               | 2        | 0        | 0.500        | <b>Laguna Beach</b> | <b>3</b> | <b>2</b> | <b>0</b> | <b>0.600</b> |
| Garden Grove        | 2        | 3        | 0        | 0.400        | <b>Laguna Beach</b> | <b>1</b>        | <b>3</b> | <b>0</b> | <b>0.250</b> | Valencia            | 2        | 2        | 1        | 0.500        |
| Valencia            | 2        | 3        | 0        | 0.400        | Valencia            | 1               | 3        | 0        | 0.250        | Brea-Olinda         | 1        | 4        | 0        | 0.200        |
| Capistrano          | 0        | 4        | 1        | 0.100        | Capistrano          | Did not Compete |          |          |              | Capistrano          | 0        | 5        | 0        | 0.000        |



Bottom Row: Carson Rasmussen, Bill Benton, Mike Shimizu, John Hefty, Dick Smith, John Dower, David Armstrong  
 Second Row: Ray Smith, Bob Kitto, George Glass, Charles Todd, Sam Yamashita, Wesley DeVore, Al Haigh  
 Third Row: Charles Boothe, David Blackmer, Danny McFarland, Leonard Brown, William Goodacre, Stuart Ketchum, Bob Vincent, Royce Kaufman, Glen Brisco  
 Back Row: Kenneth Meredith, Vernon Gregg, Bill Valentine, John Muir, Jim Myers, Howard Chastain

| 1944 Orange League  |          |          |          |              | 1945 Orange League  |          |          |          |              | 1946 Orange League     |          |          |          |              |
|---------------------|----------|----------|----------|--------------|---------------------|----------|----------|----------|--------------|------------------------|----------|----------|----------|--------------|
|                     | W        | L        | T        | Pct.         |                     | W        | L        | T        | Pct.         |                        | W        | L        | T        | Pct.         |
| Tustin              | 5        | 0        | 0        | 1.000        | Garden Grove \$     | 5        | 0        | 0        | 1.000        | <b>Laguna Beach \$</b> | <b>5</b> | <b>0</b> | <b>0</b> | <b>1.000</b> |
| <b>Laguna Beach</b> | <b>4</b> | <b>1</b> | <b>0</b> | <b>0.800</b> | Tustin              | 4        | 1        | 0        | 0.800        | Garden Grove           | 4        | 1        | 0        | 0.800        |
| Garden Grove        | 2        | 2        | 1        | 0.500        | <b>Laguna Beach</b> | <b>3</b> | <b>2</b> | <b>0</b> | <b>0.600</b> | Tustin                 | 3        | 2        | 0        | 0.600        |
| Valencia            | 2        | 2        | 1        | 0.500        | Brea-Olinda         | 2        | 3        | 0        | 0.400        | Brea-Olinda            | 1        | 3        | 1        | 0.300        |
| Brea-Olinda         | 1        | 4        | 0        | 0.200        | Valencia            | 1        | 4        | 0        | 0.200        | Valencia               | 1        | 3        | 1        | 0.300        |
| Capistrano          | 0        | 5        | 0        | 0.000        | Capistrano          | 0        | 5        | 0        | 0.000        | Capistrano             | 0        | 5        | 0        | 0.000        |


| 1947 Orange League |   |   |   |       | 1948 Orange League  |          |          |          |              | 1949 Orange League     |          |          |          |              |
|--------------------|---|---|---|-------|---------------------|----------|----------|----------|--------------|------------------------|----------|----------|----------|--------------|
|                    | W | L | T | Pct.  |                     | W        | L        | T        | Pct.         |                        | W        | L        | T        | Pct.         |
| Laguna Beach \$    | 5 | 0 | 0 | 1.000 | Tustin \$           | 5        | 0        | 0        | 1.000        | Tustin                 | 5        | 0        | 0        | 1.000        |
| Tustin             | 3 | 2 | 0 | 0.600 | Brea-Olinda         | 4        | 1        | 0        | 0.800        | <b>Laguna Beach \$</b> | <b>4</b> | <b>1</b> | <b>0</b> | <b>0.800</b> |
| Garden Grove       | 2 | 2 | 1 | 0.500 | <b>Laguna Beach</b> | <b>3</b> | <b>2</b> | <b>0</b> | <b>0.600</b> | Brea-Olinda            | 3        | 2        | 0        | 0.600        |
| Brea-Olinda        | 2 | 2 | 1 | 0.500 | Garden Grove        | 1        | 3        | 1        | 0.300        | Garden Grove           | 2        | 3        | 0        | 0.400        |
| Valencia           | 1 | 2 | 2 | 0.400 | Valencia            | 1        | 3        | 1        | 0.300        | Capistrano             | 1        | 4        | 0        | 0.200        |
| Capistrano         | 0 | 5 | 0 | 0.000 | Capistrano          | 0        | 5        | 0        | 0.000        | Valencia               | 0        | 5        | 0        | 0.000        |

# 1946



Row 1: Chester Anderson, Mike Hill, Richard Adams, LaVerne Dugger, Keith Stein, Billy Gregg, Clark Cooper, Herman Schmidt, John Richards, Robert Wilson, Robert Altick, Keith Murray. Row 2: Harold Oelke, Jerry Stricker, Andy Foraker, Dan Chilton, Denys Jacobsen, Emilio Hilario, Boyd Taylor, Jerry Lincoln. Row 3: Ben Sampson, Gordon Foster, Ray Stein, Dick Davis, Henry Adler, Steve Rush, Paul Noack, Mike Torrence, Franklyn Hruza, Randy Randall. Row 4: Robert Bannister, Floyd Parson.

# 1947



# VARSITY FOOTBALL



Front row—Jim Boyd, mg.; Don Henley, Bob Griffeth, Harland Cox, Dean McCord, Dean Boggess, Joe Penna, Bob Vatcher, Mike Ames, Dick Nolan, Tim Foraker, Chad Burton, Phil Jones, Lowell McLean. Center row—Leslie VanDyke, Jerry Jones, Ronald Adel, Bill Canepa, Dave Mennig, Jim Ramsey, Homer Meech, Bruce McManus, Rod Dunagan, Herb Nolan, Ted Odmark, Danny Lyle, Alan Turner, Coach Guyer, Roy Maltby. Back row—David Marriner, J. D. Muir, George Dryer, Harlan Confer, Ken Crispin, Duncan Lago, Bob McComb, Dick Markell, Ronald Mays, Roger Belnap, Don Housman, John Hancock, Robert Leftwick, Jerry Hawkins. Inserts—Co-capt. Chad Burton and Robert Griffeth.

| 1950 Orange League |   |   |   | 1951 Orange League |                 |   |   | 1952 Orange League |       |                 |   |   |   |       |
|--------------------|---|---|---|--------------------|-----------------|---|---|--------------------|-------|-----------------|---|---|---|-------|
|                    | W | L | T | Pct.               |                 | W | L | T                  | Pct.  |                 | W | L | T | Pct.  |
| Laguna Beach \$    | 4 | 1 | 0 | 0.800              | Garden Grove \$ | 5 | 0 | 0                  | 1.000 | Laguna Beach \$ | 5 | 0 | 0 | 1.000 |
| Tustin             | 4 | 1 | 0 | 0.800              | Laguna Beach    | 3 | 2 | 0                  | 0.600 | Brea-Olinda     | 4 | 1 | 0 | 0.800 |
| Garden Grove       | 4 | 1 | 0 | 0.800              | Capistrano      | 3 | 2 | 0                  | 0.600 | Tustin          | 3 | 2 | 0 | 0.600 |
| Brea-Olinda        | 1 | 4 | 0 | 0.200              | Tustin          | 2 | 3 | 0                  | 0.400 | Valencia        | 2 | 3 | 0 | 0.400 |
| Valencia           | 1 | 4 | 0 | 0.200              | Brea-Olinda     | 2 | 3 | 0                  | 0.400 | Capistrano      | 1 | 4 | 0 | 0.200 |
| Capistrano         | 1 | 4 | 0 | 0.200              | Valencia        | 0 | 5 | 0                  | 0.000 | Garden Grove    | 0 | 5 | 0 | 0.000 |


| 1953 Orange League |   |   |   | 1954 Orange League |                 |   |   | 1955 Orange League |       |                |   |   |   |       |
|--------------------|---|---|---|--------------------|-----------------|---|---|--------------------|-------|----------------|---|---|---|-------|
|                    | W | L | T | Pct.               |                 | W | L | T                  | Pct.  |                | W | L | T | Pct.  |
| Brea-Olinda \$     | 5 | 0 | 0 | 1.000              | Garden Grove \$ | 5 | 0 | 0                  | 1.000 | Brea-Olinda \$ | 4 | 1 | 0 | 0.800 |
| Laguna Beach       | 4 | 1 | 0 | 0.800              | Valencia        | 3 | 1 | 1                  | 0.700 | Tustin \$      | 4 | 1 | 0 | 0.800 |
| Garden Grove       | 2 | 2 | 1 | 0.500              | Brea-Olinda     | 2 | 2 | 1                  | 0.500 | Laguna Beach   | 3 | 1 | 1 | 0.700 |
| Tustin             | 1 | 2 | 2 | 0.400              | Laguna Beach    | 2 | 3 | 0                  | 0.400 | La Habra       | 2 | 2 | 1 | 0.500 |
| Valencia           | 1 | 3 | 1 | 0.300              | Tustin          | 2 | 3 | 0                  | 0.400 | Valencia       | 1 | 4 | 0 | 0.200 |
| Capistrano         | 0 | 5 | 0 | 0.000              | Capistrano      | 0 | 5 | 0                  | 0.000 | Capistrano     | 0 | 5 | 0 | 0.000 |


| 1956 Orange League |   |   |   | 1957 Orange League |                    |   |   | 1958 Orange League |       |                |   |   |   |       |
|--------------------|---|---|---|--------------------|--------------------|---|---|--------------------|-------|----------------|---|---|---|-------|
|                    | W | L | T | Pct.               |                    | W | L | T                  | Pct.  |                | W | L | T | Pct.  |
| Brea-Olinda \$     | 5 | 0 | 0 | 1.000              | Brea-Olinda \$     | 7 | 0 | 0                  | 1.000 | Brea-Olinda \$ | 4 | 0 | 0 | 1.000 |
| Laguna Beach       | 4 | 1 | 0 | 0.800              | Rancho Alamitos \$ | 6 | 1 | 0                  | 0.857 | Laguna Beach   | 3 | 1 | 0 | 0.750 |
| Tustin             | 3 | 2 | 0 | 0.600              | Tustin             | 5 | 2 | 0                  | 0.714 | Tustin         | 2 | 2 | 0 | 0.500 |
| Valencia           | 2 | 3 | 0 | 0.400              | Orange             | 4 | 3 | 0                  | 0.571 | Valencia       | 1 | 3 | 0 | 0.250 |
| Rancho Alamitos    | 1 | 4 | 0 | 0.200              | Laguna Beach       | 2 | 4 | 1                  | 0.357 | Capistrano     | 0 | 4 | 0 | 0.000 |
| Capistrano         | 0 | 5 | 0 | 0.000              | Capistrano         | 1 | 4 | 2                  | 0.286 |                |   |   |   |       |
|                    |   |   |   |                    | Buena Park         | 1 | 6 | 0                  | 0.143 |                |   |   |   |       |
|                    |   |   |   |                    | Valencia           | 0 | 6 | 1                  | 0.071 |                |   |   |   |       |

# 1952

# Varsity Football



1952 Champs: Row 1—Fred Arevelos, Tom Wahner, Bob Hookland, Donn Gilbert, Roger Stein, Steve Burton, Bill Rosenthal, Bing Perez, and Andy Martin. Row 2—Bob Hemus, Mgr., Mike Haas, Leonard Wood, Roger Belnap, Al Hatheway, Vic Penna, Gordon Crawford, Don Duarte, Al Turner, Mike Trainor, Bill Buxton, Mgr., Coach "Red" Guyer. Row 3—Coach Farnes, Hilt Henninger, Leonard Dobbs, Robert Beck, Bill Kentle, Jim Boka, Tommy Pletts, Bob Via, Steve Brixey, Don Bestor, David Powers and Max Navarro. Row 4—John Moquin, Mike Smith, Vincent Carroll, Chuck Herpick, John Ledger, Ted Oadmark, Jack Henninger, Ronald Adel, Arvid Morrow, Jim Ramsey and John Kirkpatrick.



**1959 Orange League**

|                     | W        | L        | T        | Pct.         |
|---------------------|----------|----------|----------|--------------|
| Brea-Olinda \$      | 3        | 1        | 0        | 0.750        |
| <b>Laguna Beach</b> | <b>3</b> | <b>1</b> | <b>0</b> | <b>0.750</b> |
| Tustin              | 2        | 1        | 1        | 0.625        |
| Valencia            | 1        | 3        | 0        | 0.250        |
| Capistrano          | 0        | 3        | 1        | 0.125        |

**1960 Orange League**

|                     | W        | L        | T        | Pct.         |
|---------------------|----------|----------|----------|--------------|
| Brea-Olinda \$      | 5        | 0        | 0        | 1.000        |
| Tustin              | 4        | 1        | 0        | 0.800        |
| Valencia            | 3        | 2        | 0        | 0.600        |
| <b>Laguna Beach</b> | <b>1</b> | <b>4</b> | <b>0</b> | <b>0.200</b> |
| Capistrano          | 1        | 4        | 0        | 0.200        |
| Costa Mesa          | 1        | 4        | 0        | 0.200        |

**1961 Orange League**

|                     | W        | L        | T        | Pct.         |
|---------------------|----------|----------|----------|--------------|
| Brea-Olinda \$      | 7        | 0        | 0        | 1.000        |
| Tustin              | 6        | 1        | 0        | 0.857        |
| Valencia            | 4        | 2        | 1        | 0.643        |
| <b>Laguna Beach</b> | <b>3</b> | <b>2</b> | <b>2</b> | <b>0.571</b> |
| Magnolia            | 3        | 3        | 1        | 0.500        |
| Capistrano          | 2        | 5        | 0        | 0.286        |
| Santiago            | 1        | 6        | 0        | 0.143        |
| Lowell              | 0        | 7        | 0        | 0.000        |

**1962 Orange League**

|                        | W        | L        | T        | Pct.         |
|------------------------|----------|----------|----------|--------------|
| Brea-Olinda \$         | 5        | 0        | 0        | 1.000        |
| <b>Laguna Beach \$</b> | <b>4</b> | <b>1</b> | <b>0</b> | <b>0.800</b> |
| Valencia               | 3        | 2        | 0        | 0.600        |
| Lowell                 | 2        | 3        | 0        | 0.400        |
| Capistrano             | 1        | 4        | 0        | 0.200        |
| Corona del Mar         | 0        | 5        | 0        | 0.000        |

**1963 Orange League**

|                     | W        | L        | T        | Pct.         |
|---------------------|----------|----------|----------|--------------|
| Brea-Olinda \$      | 6        | 0        | 1        | 0.929        |
| Valencia \$         | 5        | 1        | 1        | 0.786        |
| <b>Laguna Beach</b> | <b>5</b> | <b>1</b> | <b>1</b> | <b>0.786</b> |
| Lowell              | 3        | 3        | 1        | 0.500        |
| Loara               | 3        | 4        | 0        | 0.429        |
| Corona del Mar      | 2        | 5        | 0        | 0.286        |
| Capistrano          | 2        | 5        | 0        | 0.286        |
| La Quinta           | 0        | 7        | 0        | 0.000        |

**1964 Orange League**

|                     | W        | L        | T        | Pct.         |
|---------------------|----------|----------|----------|--------------|
| Lowell \$           | 3        | 1        | 0        | 0.750        |
| San Clemente        | 2        | 1        | 1        | 0.625        |
| <b>Laguna Beach</b> | <b>2</b> | <b>1</b> | <b>1</b> | <b>0.625</b> |
| Brea-Olinda         | 2        | 2        | 0        | 0.500        |
| Foothill            | 0        | 4        | 0        | 0.000        |

**1965 Orange League**

|                     | W        | L        | T        | Pct.         |
|---------------------|----------|----------|----------|--------------|
| Foothill \$         | 4        | 1        | 0        | 0.800        |
| Brea-Olinda         | 3        | 2        | 0        | 0.600        |
| <b>Laguna Beach</b> | <b>3</b> | <b>2</b> | <b>0</b> | <b>0.600</b> |
| Lowell              | 3        | 2        | 0        | 0.600        |
| San Clemente        | 1        | 4        | 0        | 0.200        |
| Troy                | 1        | 4        | 0        | 0.200        |

**1966 Irvine League**

|                     | W        | L        | T        | Pct.         |
|---------------------|----------|----------|----------|--------------|
| Huntington Beach \$ | 7        | 0        | 0        | 1.000        |
| Newport Harbor      | 5        | 2        | 0        | 0.714        |
| <b>Laguna Beach</b> | <b>5</b> | <b>2</b> | <b>0</b> | <b>0.714</b> |
| Corona del Mar      | 3        | 3        | 1        | 0.500        |
| Estancia            | 3        | 3        | 1        | 0.500        |
| Costa Mesa          | 2        | 5        | 0        | 0.286        |
| San Clemente        | 1        | 6        | 0        | 0.143        |
| Fountain Valley     | 1        | 6        | 0        | 0.143        |

**1967 Crestview League**

|                     | W        | L        | T        | Pct.         |
|---------------------|----------|----------|----------|--------------|
| Foothill \$         | 6        | 1        | 0        | 0.857        |
| Orange              | 5        | 2        | 0        | 0.714        |
| Tustin              | 5        | 2        | 0        | 0.714        |
| <b>Laguna Beach</b> | <b>4</b> | <b>3</b> | <b>0</b> | <b>0.571</b> |
| San Clemente        | 4        | 3        | 0        | 0.571        |
| El Modena           | 3        | 4        | 0        | 0.429        |
| Villa Park          | 1        | 6        | 0        | 0.143        |
| Mission Viejo       | 0        | 7        | 0        | 0.000        |

**1968 Crestview League**

|                        | W        | L        | T        | Pct.         |
|------------------------|----------|----------|----------|--------------|
| <b>Laguna Beach \$</b> | <b>7</b> | <b>0</b> | <b>0</b> | <b>1.000</b> |
| El Modena              | 5        | 1        | 1        | 0.786        |
| Foothill               | 4        | 2        | 1        | 0.643        |
| Tustin                 | 3        | 3        | 1        | 0.500        |
| Orange                 | 3        | 4        | 0        | 0.429        |
| Mission Viejo          | 2        | 5        | 0        | 0.286        |
| Villa Park             | 1        | 5        | 1        | 0.214        |
| San Clemente           | 1        | 6        | 0        | 0.143        |

**1969 Crestview League**

|                     | W        | L        | T        | Pct.         |
|---------------------|----------|----------|----------|--------------|
| Foothill \$         | 7        | 0        | 0        | 1.000        |
| Orange              | 6        | 1        | 0        | 0.857        |
| Tustin              | 4        | 3        | 0        | 0.571        |
| Villa Park          | 3        | 3        | 1        | 0.500        |
| San Clemente        | 3        | 3        | 1        | 0.500        |
| El Modena           | 2        | 5        | 0        | 0.286        |
| <b>Laguna Beach</b> | <b>1</b> | <b>6</b> | <b>0</b> | <b>0.143</b> |
| Mission Viejo       | 1        | 6        | 0        | 0.143        |

**1970 Orange League**

|                     | W        | L        | T        | Pct.         |
|---------------------|----------|----------|----------|--------------|
| Sonora \$           | 5        | 0        | 0        | 1.000        |
| Saddleback \$       | 4        | 1        | 0        | 0.800        |
| El Dorado           | 2        | 3        | 0        | 0.400        |
| Brea-Olinda         | 2        | 3        | 0        | 0.400        |
| <b>Laguna Beach</b> | <b>1</b> | <b>4</b> | <b>0</b> | <b>0.200</b> |
| Valencia            | 1        | 4        | 0        | 0.200        |



The 1968 varsity football team: First row, left to right: Steve Palmer, Larry Harvey, Chris Bowman, Steven Wiezbowski, Tom Scherer, Steve Klosterman, Jeff Jahraus, Gene Molway, and Jim Kuhn. Second row: Dave McDonnell, Paul McManus, Greg Kessler, Skip Northcott, Mike Abbey, Mike Wiezbowski, Jerry Flahive, Dale An-

erson, Bob Thomas, Rick Rice, and Dean Shostrom. Third row: Manager Glenn Kawaratani, Ralf Reynolds, Tom Jones, Mike Murray, Brian Bagley, Tom Sholseth, Roland McElhany, Roger Gordon, Bart Tabor, Paul Reber, Bob Cotterell, Joe Zamudio, Chris Spencer, Rob Kronman, Doug Schmitz, and manager Tom Gorman.

| 1971 Orange League  |          |          |          |              |
|---------------------|----------|----------|----------|--------------|
|                     | W        | L        | T        | Pct.         |
| Sonora \$           | 6        | 0        | 0        | 1.000        |
| Brea-Olinda         | 4        | 2        | 0        | 0.667        |
| Valencia            | 4        | 2        | 0        | 0.667        |
| El Dorado           | 3        | 3        | 0        | 0.500        |
| University          | 2        | 4        | 0        | 0.333        |
| <b>Laguna Beach</b> | <b>1</b> | <b>5</b> | <b>0</b> | <b>0.167</b> |
| Saddleback          | 1        | 5        | 0        | 0.167        |

| 1972 Orange League  |          |          |          |              |
|---------------------|----------|----------|----------|--------------|
|                     | W        | L        | T        | Pct.         |
| Brea-Olinda \$      | 6        | 1        | 0        | 0.857        |
| Sonora              | 5        | 2        | 0        | 0.714        |
| Valencia            | 5        | 2        | 0        | 0.714        |
| Saddleback          | 4        | 3        | 0        | 0.571        |
| El Dorado           | 4        | 3        | 0        | 0.571        |
| <b>Laguna Beach</b> | <b>2</b> | <b>5</b> | <b>0</b> | <b>0.286</b> |
| University          | 2        | 5        | 0        | 0.286        |
| Dana Hills          | 0        | 7        | 0        | 0.000        |

| 1973 Orange League  |          |          |          |              |
|---------------------|----------|----------|----------|--------------|
|                     | W        | L        | T        | Pct.         |
| El Dorado \$        | 6        | 1        | 0        | 0.857        |
| Sonora \$           | 6        | 1        | 0        | 0.857        |
| Brea-Olinda         | 5        | 2        | 0        | 0.714        |
| University          | 4        | 3        | 0        | 0.571        |
| San Clemente        | 3        | 4        | 0        | 0.429        |
| Dana Hills          | 2        | 5        | 0        | 0.286        |
| Valencia            | 2        | 5        | 0        | 0.286        |
| <b>Laguna Beach</b> | <b>0</b> | <b>7</b> | <b>0</b> | <b>0.000</b> |

| 1974 South Coast League |          |          |          |              |
|-------------------------|----------|----------|----------|--------------|
|                         | W        | L        | T        | Pct.         |
| El Toro \$              | 4        | 1        | 0        | 0.800        |
| University\$            | 4        | 1        | 0        | 0.800        |
| San Clemente            | 3        | 2        | 0        | 0.600        |
| Dana Hills              | 2        | 3        | 0        | 0.400        |
| Mission Viejo           | 2        | 3        | 0        | 0.400        |
| <b>Laguna Beach</b>     | <b>0</b> | <b>5</b> | <b>0</b> | <b>0.000</b> |

| 1975 South Coast League |          |          |          |              |
|-------------------------|----------|----------|----------|--------------|
|                         | W        | L        | T        | Pct.         |
| San Clemente \$         | 5        | 0        | 0        | 1.000        |
| Dana Hills \$           | 3        | 2        | 0        | 0.600        |
| Mission Viejo \$        | 3        | 2        | 0        | 0.600        |
| University              | 3        | 2        | 0        | 0.600        |
| El Toro                 | 1        | 4        | 0        | 0.200        |
| <b>Laguna Beach</b>     | <b>0</b> | <b>5</b> | <b>0</b> | <b>0.000</b> |

| 1976 South Coast League |          |          |          |              |
|-------------------------|----------|----------|----------|--------------|
|                         | W        | L        | T        | Pct.         |
| Corona del Mar \$       | 6        | 1        | 0        | <b>0.857</b> |
| Costa Mesa \$           | 6        | 1        | 0        | <b>0.857</b> |
| San Clemente \$         | 5        | 2        | 0        | 0.714        |
| Mission Viejo           | 4        | 3        | 0        | 0.571        |
| Dana Hills              | 3        | 4        | 0        | 0.429        |
| El Toro                 | 2        | 5        | 0        | 0.286        |
| University              | 1        | 6        | 0        | 0.143        |
| <b>Laguna Beach</b>     | <b>1</b> | <b>6</b> | <b>0</b> | <b>0.143</b> |

| 1977 South Coast League |          |          |          |              |
|-------------------------|----------|----------|----------|--------------|
|                         | W        | L        | T        | Pct.         |
| Mission Viejo \$        | 5        | 2        | 0        | 0.714        |
| San Clemente \$         | 5        | 2        | 0        | 0.714        |
| Corona del Mar \$       | 4        | 3        | 0        | 0.571        |
| El Toro                 | 4        | 3        | 0        | 0.571        |
| Costa Mesa              | 3        | 4        | 0        | 0.429        |
| Dana Hills              | 3        | 4        | 0        | 0.429        |
| <b>Laguna Beach</b>     | <b>3</b> | <b>4</b> | <b>0</b> | <b>0.429</b> |
| University              | 1        | 6        | 0        | 0.143        |

| 1978 South Coast League |          |          |          |              |
|-------------------------|----------|----------|----------|--------------|
|                         | W        | L        | T        | Pct.         |
| San Clemente \$         | 5        | 0        | 0        | 1.000        |
| Capistrano Valley \$    | 4        | 1        | 0        | 0.800        |
| Mission Viejo \$        | 3        | 2        | 0        | 0.600        |
| <b>Laguna Beach</b>     | <b>2</b> | <b>3</b> | <b>0</b> | <b>0.400</b> |
| Dana Hills              | 1        | 4        | 0        | 0.200        |
| Laguna Hills            | 0        | 5        | 0        | 0.000        |

| 1979 South Coast League |          |          |          |              |
|-------------------------|----------|----------|----------|--------------|
|                         | W        | L        | T        | Pct.         |
| Mission Viejo \$        | 5        | 0        | 0        | 1.000        |
| Capistrano Valley \$    | 4        | 1        | 0        | 0.800        |
| San Clemente \$         | 3        | 2        | 0        | 0.600        |
| <b>Laguna Beach</b>     | <b>2</b> | <b>3</b> | <b>0</b> | <b>0.400</b> |
| Dana Hills              | 1        | 4        | 0        | 0.200        |
| Laguna Hills            | 0        | 5        | 0        | 0.000        |



## VARSITY FOOTBALL

1st row, left to right, bottom to top: S. Budd, C. Marino, D. Threadgold, A. Enriquez, L. Enriquez, K. Marino, J. Payne. 2nd row: R. Wood, T. Minkin, B. Turner, S. Quigley, B. Arabe, D. Murphy, S. Chapman, E. Chalmers, D. Drew. 3rd row: Coach Akins, J. Ondaro, C. Burgess, R. Johnson, T. Turner, G. Goldstein, M. Kessler, M. Davis, P. Wetzel, L. Stewart, D. Berryhill, Coach Hamera. 4th row: Coach McKinney, A. Hernandez, A. Kawarantani, J. Houston, E. Yeisley, B. Hansen, D. Padgham, B. Vroman, M. McCaffrey, G. Kinne, Skipper Carrillo, M. Adams. 5th row: J. Cohen, R. Reigel, P. Ruldolf, D. Wing, K. O'Connor, E. Clark, J. Croul, M. VanWesterling, K. McDennon, K. Major.

### 1980 South Coast League

|                        | W        | L        | T        | Pct.         |
|------------------------|----------|----------|----------|--------------|
| <b>Laguna Beach \$</b> | <b>4</b> | <b>1</b> | <b>0</b> | <b>0.800</b> |
| Mission Viejo \$       | 4        | 1        | 0        | 0.800        |
| Capistrano Valley \$   | 3        | 2        | 0        | 0.600        |
| San Clemente           | 3        | 2        | 0        | 0.600        |
| Laguna Hills           | 1        | 4        | 0        | 0.200        |
| Dana Hills             | 0        | 5        | 0        | 0.000        |

### 1981 South Coast League

|                                | W        | L        | T        | Pct.         |
|--------------------------------|----------|----------|----------|--------------|
| Capistrano Valley <sup>4</sup> | 4        | 0        | 1        | 0.900        |
| Mission Viejo \$               | 4        | 0        | 1        | 0.900        |
| Laguna Hills \$                | 3        | 2        | 0        | 0.600        |
| <b>Laguna Beach</b>            | <b>2</b> | <b>3</b> | <b>0</b> | <b>0.400</b> |
| San Clemente                   | 1        | 4        | 0        | 0.200        |
| Dana Hills                     | 0        | 5        | 0        | 0.000        |

### 1982 South Coast League

|                      | W        | L        | T        | Pct.         |
|----------------------|----------|----------|----------|--------------|
| Capistrano Valley \$ | 5        | 0        | 1        | 0.917        |
| Mission Viejo \$     | 5        | 0        | 1        | 0.917        |
| Laguna Hills \$      | 3        | 3        | 0        | 0.500        |
| San Clemente         | 3        | 3        | 0        | 0.500        |
| <b>Laguna Beach</b>  | <b>2</b> | <b>4</b> | <b>0</b> | <b>0.333</b> |
| Woodbridge           | 2        | 4        | 0        | 0.333        |
| Dana Hills           | 0        | 6        | 0        | 0.000        |

### 1983 South Coast League


|                      | W        | L        | T        | Pct.         |
|----------------------|----------|----------|----------|--------------|
| Capistrano Valley \$ | 6        | 0        | 0        | 1.000        |
| Laguna Hills \$      | 4        | 2        | 0        | 0.667        |
| Mission Viejo \$     | 4        | 2        | 0        | 0.667        |
| Woodbridge           | 4        | 2        | 0        | 0.667        |
| Dana Hills           | 2        | 4        | 0        | 0.333        |
| San Clemente         | 1        | 5        | 0        | 0.167        |
| <b>Laguna Beach</b>  | <b>0</b> | <b>6</b> | <b>0</b> | <b>0.000</b> |

### 1984 Seaview League

|                     | W        | L        | T        | Pct.         |
|---------------------|----------|----------|----------|--------------|
| Newport Harbor \$   | 6        | 0        | 1        | 0.929        |
| Saddleback \$       | 6        | 0        | 1        | 0.929        |
| Corona del Mar \$   | 4        | 3        | 0        | 0.571        |
| University          | 4        | 3        | 0        | 0.571        |
| Estancia            | 3        | 4        | 0        | 0.429        |
| <b>Laguna Beach</b> | <b>2</b> | <b>5</b> | <b>0</b> | <b>0.286</b> |
| Woodbridge          | 2        | 5        | 0        | 0.286        |
| Costa Mesa          | 0        | 7        | 0        | 0.000        |

### 1985 Seaview League

|                     | W        | L        | T        | Pct.         |
|---------------------|----------|----------|----------|--------------|
| Newport Harbor \$   | 6        | 1        | 0        | 0.857        |
| Saddleback \$       | 6        | 1        | 0        | 0.857        |
| Woodbridge \$       | 4        | 2        | 1        | 0.643        |
| <b>Laguna Beach</b> | <b>4</b> | <b>3</b> | <b>0</b> | <b>0.571</b> |
| Corona del Mar      | 3        | 4        | 0        | 0.429        |
| Estancia            | 3        | 4        | 0        | 0.429        |
| Costa Mesa          | 1        | 6        | 0        | 0.143        |
| University          | 0        | 6        | 1        | 0.071        |



Pictured left to right, back row, *Pete Schmidt, Dylan Candelaria, Mike Good, Tim Dennis, Gary Cecil, Danny Lane, Broc Stephens, Joel Seeb, Joel Seeb*, 2nd row: *Ian Vickers, Brian Hogan, Mike Kligenmeier, Darren Webb, Matt Weenig, Rod Fielding, Rob Warrington*, 3rd row: *Chris Parlove, Britt Yamamoto, Coach Lance Stewart, Coach Greg Marshall, Coach Larry Boyd, Coach Lyman Olney, Mike Souadjan, Mark Wells*, front row: *Jon Cummings, Tim Hobin, Jason Crabbe, Russ Watson, Jason Bryan, Tony Villanova, Robbie Oliver, David Golden*, front row: *J.C. O'Donnald, Jordi Mas, Derrick Brown, Steve Newby, Ted*

**1986 Pacific Coast League**

|                        | W        | L        | T        | Pct.         |
|------------------------|----------|----------|----------|--------------|
| Orange \$              | 4        | 1        | 0        | 0.800        |
| Woodbridge \$          | 3        | 2        | 0        | 0.600        |
| <b>Laguna Beach \$</b> | <b>3</b> | <b>2</b> | <b>0</b> | <b>0.600</b> |
| Costa Mesa             | 2        | 3        | 0        | 0.400        |
| Trabuco Hills          | 2        | 3        | 0        | 0.400        |
| Laguna Hills           | 1        | 4        | 0        | 0.200        |

**1987 Pacific Coast League**

|                        | W        | L        | T        | Pct.         |
|------------------------|----------|----------|----------|--------------|
| <b>Laguna Beach \$</b> | <b>5</b> | <b>0</b> | <b>0</b> | <b>1.000</b> |
| Woodbridge \$          | 4        | 1        | 0        | 0.800        |
| Trabuco Hills \$       | 3        | 2        | 0        | 0.600        |
| Laguna Hills           | 2        | 3        | 0        | 0.400        |
| Orange                 | 1        | 4        | 0        | 0.200        |
| Costa Mesa             | 0        | 5        | 0        | 0.000        |

**1988 Pacific Coast League**

|                     | W        | L        | T        | Pct.         |
|---------------------|----------|----------|----------|--------------|
| Woodbridge \$       | 4        | 1        | 0        | 0.800        |
| Trabuco Hills \$    | 4        | 1        | 0        | 0.800        |
| Costa Mesa \$       | 3        | 2        | 0        | 0.600        |
| <b>Laguna Beach</b> | <b>2</b> | <b>3</b> | <b>0</b> | <b>0.400</b> |
| Orange              | 1        | 4        | 0        | 0.200        |
| Laguna Hills        | 0        | 5        | 0        | 0.000        |

**1989 Pacific Coast League**

|                     | W        | L        | T        | Pct.         |
|---------------------|----------|----------|----------|--------------|
| Trabuco Hills \$    | 5        | 0        | 0        | 1.000        |
| Orange \$           | 4        | 1        | 0        | 0.800        |
| Laguna Hills \$     | 3        | 2        | 0        | 0.600        |
| Woodbridge          | 2        | 3        | 0        | 0.400        |
| <b>Laguna Beach</b> | <b>1</b> | <b>4</b> | <b>0</b> | <b>0.200</b> |
| Costa Mesa          | 0        | 5        | 0        | 0.000        |

**1990 Pacific Coast League**

|                     | W        | L        | T        | Pct.         |
|---------------------|----------|----------|----------|--------------|
| Laguna Hills \$     | 5        | 0        | 0        | 1.000        |
| Costa Mesa \$       | 4        | 1        | 0        | 0.800        |
| Trabuco Hills \$    | 3        | 2        | 0        | 0.600        |
| Century             | 2        | 3        | 0        | 0.400        |
| Estancia            | 1        | 4        | 0        | 0.200        |
| <b>Laguna Beach</b> | <b>0</b> | <b>5</b> | <b>0</b> | <b>0.000</b> |

**1991 Pacific Coast League**

|                     | W        | L        | T        | Pct.         |
|---------------------|----------|----------|----------|--------------|
| Laguna Hills \$     | 4        | 1        | 0        | 0.800        |
| Trabuco Hills \$    | 4        | 1        | 0        | 0.800        |
| Century \$          | 3        | 2        | 0        | 0.600        |
| Estancia            | 3        | 2        | 0        | 0.600        |
| Costa Mesa          | 1        | 4        | 0        | 0.200        |
| <b>Laguna Beach</b> | <b>0</b> | <b>5</b> | <b>0</b> | <b>0.000</b> |

**1992 Pacific Coast League**

|                     | W        | L        | T        | Pct.         |
|---------------------|----------|----------|----------|--------------|
| Trabuco Hills \$    | 4        | 1        | 0        | 0.800        |
| Century \$          | 4        | 1        | 0        | 0.800        |
| Laguna Hills \$     | 3        | 2        | 0        | 0.600        |
| Estancia            | 3        | 2        | 0        | 0.600        |
| Costa Mesa          | 1        | 4        | 0        | 0.200        |
| <b>Laguna Beach</b> | <b>0</b> | <b>5</b> | <b>0</b> | <b>0.000</b> |

**1993 Pacific Coast League**

|                     | W        | L        | T        | Pct.         |
|---------------------|----------|----------|----------|--------------|
| Costa Mesa \$       | 4        | 0        | 1        | 0.900        |
| Trabuco Hills \$    | 4        | 1        | 0        | 0.800        |
| Laguna Hills \$     | 3        | 2        | 0        | 0.600        |
| Century             | 2        | 2        | 1        | 0.500        |
| <b>Laguna Beach</b> | <b>1</b> | <b>4</b> | <b>0</b> | <b>0.200</b> |
| Estancia            | 0        | 5        | 0        | 0.000        |

**1994 Pacific Coast League**

|                     | W        | L        | T        | Pct.         |
|---------------------|----------|----------|----------|--------------|
| Laguna Hills \$     | 5        | 0        | 0        | 1.000        |
| Costa Mesa \$       | 3        | 1        | 1        | 0.700        |
| University \$       | 2        | 2        | 1        | 0.500        |
| Aliso Niguel        | 2        | 3        | 0        | 0.500        |
| <b>Laguna Beach</b> | <b>1</b> | <b>4</b> | <b>0</b> | <b>0.200</b> |
| Estancia            | 1        | 4        | 0        | 0.100        |

**1995 Pacific Coast League**

|                     | W        | L        | T        | Pct.         |
|---------------------|----------|----------|----------|--------------|
| Laguna Hills \$     | 5        | 0        | 0        | 1.000        |
| Aliso Niguel \$     | 3        | 1        | 1        | 0.700        |
| University \$       | 3        | 1        | 1        | 0.700        |
| Costa Mesa          | 1        | 4        | 0        | 0.200        |
| Estancia \$         | 1        | 4        | 0        | 0.200        |
| <b>Laguna Beach</b> | <b>1</b> | <b>4</b> | <b>0</b> | <b>0.200</b> |

**1996 Pacific Coast League**

|                     | W        | L        | T        | Pct.         |
|---------------------|----------|----------|----------|--------------|
| Aliso Niguel \$     | 5        | 0        | 0        | 1.000        |
| Laguna Hills \$     | 4        | 1        | 0        | 0.800        |
| Costa Mesa \$       | 3        | 2        | 0        | 0.600        |
| Estancia            | 2        | 3        | 0        | 0.400        |
| University          | 1        | 4        | 0        | 0.200        |
| <b>Laguna Beach</b> | <b>0</b> | <b>5</b> | <b>0</b> | <b>0.000</b> |

**1997 Pacific Coast League**

|                     | W        | L        | T        | Pct.         |
|---------------------|----------|----------|----------|--------------|
| Laguna Hills \$     | 5        | 0        | 0        | 1.000        |
| Costa Mesa \$       | 4        | 1        | 0        | 0.800        |
| Aliso Niguel \$     | 3        | 2        | 0        | 0.600        |
| University          | 2        | 3        | 0        | 0.400        |
| Estancia            | 1        | 4        | 0        | 0.200        |
| <b>Laguna Beach</b> | <b>0</b> | <b>5</b> | <b>0</b> | <b>0.000</b> |

**1998 Pacific Coast League**

|                     | W        | L        | T        | Pct.         |
|---------------------|----------|----------|----------|--------------|
| University \$       | 4        | 1        | 0        | 0.800        |
| Aliso Niguel \$     | 4        | 1        | 0        | 0.800        |
| Costa Mesa \$       | 3        | 2        | 0        | 0.600        |
| <b>Laguna Beach</b> | <b>2</b> | <b>3</b> | <b>0</b> | <b>0.400</b> |
| Laguna Hills        | 2        | 3        | 0        | 0.400        |
| Estancia            | 0        | 5        | 0        | 0.000        |

**1999 Pacific Coast League**

|                     | W        | L        | T        | Pct.         |
|---------------------|----------|----------|----------|--------------|
| Costa Mesa \$       | 3        | 1        | 0        | 0.750        |
| Corona del Mar \$   | 3        | 1        | 0        | 0.750        |
| Estancia \$         | 2        | 2        | 0        | 0.500        |
| University          | 2        | 2        | 0        | 0.500        |
| <b>Laguna Beach</b> | <b>0</b> | <b>4</b> | <b>0</b> | <b>0.000</b> |

**2000 Pacific Coast League**

|                     | W        | L        | T        | Pct.         |
|---------------------|----------|----------|----------|--------------|
| University \$       | 5        | 0        | 0        | 1.000        |
| Estancia \$         | 4        | 1        | 0        | 0.800        |
| Corona del Mar \$   | 3        | 2        | 0        | 0.600        |
| Costa Mesa          | 2        | 3        | 0        | 0.400        |
| <b>Laguna Beach</b> | <b>1</b> | <b>4</b> | <b>0</b> | <b>0.200</b> |
| Northwood           | 0        | 5        | 0        | 0.000        |

**2001 Pacific Coast League**

|                     | W        | L        | T        | Pct.         |
|---------------------|----------|----------|----------|--------------|
| Northwood \$        | 5        | 0        | 0        | 1.000        |
| University \$       | 4        | 1        | 0        | 0.800        |
| Costa Mesa \$       | 3        | 2        | 0        | 0.600        |
| Corona del Mar      | 2        | 3        | 0        | 0.400        |
| <b>Laguna Beach</b> | <b>1</b> | <b>4</b> | <b>0</b> | <b>0.200</b> |
| Estancia            | 0        | 5        | 0        | 0.000        |

**2002 Pacific Coast League**

|                        | W        | L        | T        | Pct.         |
|------------------------|----------|----------|----------|--------------|
| Northwood \$           | 5        | 0        | 0        | 1.000        |
| Corona del Mar \$      | 4        | 1        | 0        | 0.800        |
| University \$          | 3        | 2        | 0        | 0.600        |
| Calvary Chapel / SA    | 2        | 3        | 0        | 0.400        |
| <b>Laguna Beach \$</b> | <b>1</b> | <b>4</b> | <b>0</b> | <b>0.200</b> |
| Tesoro                 | 0        | 5        | 0        | 0.000        |

**2003 Pacific Coast League**

|                     | W        | L        | T        | Pct.         |
|---------------------|----------|----------|----------|--------------|
| Northwood \$        | 5        | 0        | 0        | 1.000        |
| Tesoro \$           | 4        | 1        | 0        | 0.800        |
| University \$       | 3        | 2        | 0        | 0.600        |
| Corona del Mar      | 2        | 3        | 0        | 0.400        |
| <b>Laguna Beach</b> | <b>0</b> | <b>4</b> | <b>1</b> | <b>0.100</b> |
| Calvary Chapel / SA | 0        | 4        | 1        | 0.100        |

**2004 Pacific Coast League**

|                     | W        | L        | T        | Pct.         |
|---------------------|----------|----------|----------|--------------|
| Tesoro \$           | 5        | 0        | 0        | 1.000        |
| Northwood \$        | 4        | 1        | 0        | 0.800        |
| Corona del Mar \$   | 3        | 2        | 0        | 0.600        |
| Calvary Chapel / SA | 2        | 3        | 0        | 0.400        |
| University          | 1        | 4        | 0        | 0.200        |
| <b>Laguna Beach</b> | <b>0</b> | <b>5</b> | <b>0</b> | <b>0.000</b> |

**2005 Pacific Coast League**

|                     | W        | L        | T        | Pct.         |
|---------------------|----------|----------|----------|--------------|
| Tesoro \$           | 6        | 0        | 0        | 1.000        |
| Northwood \$        | 5        | 1        | 0        | 0.833        |
| Corona del Mar \$   | 3        | 3        | 0        | 0.500        |
| University \$       | 3        | 3        | 0        | 0.500        |
| <b>Laguna Beach</b> | <b>2</b> | <b>4</b> | <b>0</b> | <b>0.333</b> |
| Beckman             | 1        | 5        | 0        | 0.167        |
| Calvary Chapel / SA | 1        | 5        | 0        | 0.167        |


**2006 Orange Coast League**

|                        | W        | L        | T        | Pct.         |
|------------------------|----------|----------|----------|--------------|
| <b>Laguna Beach \$</b> | <b>3</b> | <b>0</b> | <b>0</b> | <b>1.000</b> |
| Estancia \$            | 2        | 1        | 0        | 0.667        |
| Costa Mesa             | 1        | 2        | 0        | 0.333        |
| Calvary Chapel / SA    | 0        | 3        | 0        | 0.100        |



Top Row (L to R): Zach Ellis, Marshall Thomas, Andrew Paddon, John Snedeger, Devon Hands, Erik Thornton, Patrick Curran, Austin Hyden, and Bob Monroe. Middle Row (L to R): Ryan McDonnell, Trainer Ron Holaday, Coach Billie Ray, Coach Bob Chavez, Head Coach Jimmy Nolan, Coach Charlie TeGantvoort, Coach John Hall, Coach Tom Bowman, and Jason Colladay. Row 3 (L to R): Bill Sanders, Charley Bowman, Luis O'Campo, Kyle Jenkins, Mitchel McMullin, Matt Demateis, Spencer Jones, and Sharif Elseify. Bottom Row (L to R): Jordon O'Brien, Armand Begay, Alex Ronses, Jose Ronses, Max Hilburn, Jeremy Kaplan, Zach Smith, Alex Smith, Danny Panduro, Mitchell Scott, and Will Marquette.

| 2007 Orange Coast League |          |          |          | 2008 Orange Coast League |                        |          |          | 2009 Orange Coast League |              |                        |          |          |          |              |
|--------------------------|----------|----------|----------|--------------------------|------------------------|----------|----------|--------------------------|--------------|------------------------|----------|----------|----------|--------------|
|                          | W        | L        | T        | Pct.                     |                        | W        | L        | T                        | Pct.         |                        | W        | L        | T        | Pct.         |
| Estancia \$              | 2        | 1        | 0        | 0.667                    | Costa Mesa \$          | 4        | 0        | 0                        | 1.000        | <b>Laguna Beach \$</b> | <b>4</b> | <b>0</b> | <b>0</b> | <b>1.000</b> |
| Costa Mesa \$            | 2        | 1        | 0        | 0.667                    | <b>Laguna Beach \$</b> | <b>3</b> | <b>1</b> | <b>0</b>                 | <b>0.750</b> | Costa Mesa \$          | 3        | 1        | 0        | 0.750        |
| <b>Laguna Beach</b>      | <b>1</b> | <b>2</b> | <b>0</b> | <b>0.333</b>             | Calvary Chapel/ SA \$  | 2        | 2        | 0                        | 0.500        | Estancia \$            | 2        | 2        | 0        | 0.500        |
| Calvary Chapel / SA      | 1        | 2        | 0        | 0.333                    | Estancia               | 1        | 3        | 0                        | 0.250        | Calvary Chapel/ SA     | 1        | 3        | 0        | 0.250        |
|                          |          |          |          |                          | Godinez                | 0        | 4        | 0                        | 0.000        | Godinez                | 0        | 4        | 0        | 0.000        |



**2009**  
**Top row:** Travis Clawson, Ethan Quirarte, Chris Paul, Mitchell Begley, Derek Reigel, Rick Delatorre, Tyler Benson, Chris Hilleman, and Ryan Raffo. **Fourth row:** Austin Paxson, Michael Hyden, Taylor Preston, Alec Jaffe, Thomas Munayyer, Aaron Eagle, Kevin Ulibarri, and Drew Gerhold. **Third row:** Rouzbeh Kazemian, Coach Bowman, Coach Musselman, Coach Herry, Coach Todd, Coach Pivaroff, Trainer Ron Holladay, Coach Caron, Coach Bockert, and Charlie Jackson. **Second row:** Dylan Rotert, Jed Christensen, Josh Gillette, Norton Penney, Ben Hanson, Alex Davis, Chase Cornell, and Miles Shirley. **Bottom row:** Ryan Takabayashi, Zach Jaffe, Brody Babick, Shane Selfridge, Greg Farnes, Cristian Menes, Robbie Baptista. **Not Pictured:** C.J. Rodrigues, Tyler Kesler, Sean Carney.

| 2010 Orange Coast League |          |          |          | 2011 Orange Coast League |                        |          |          | 2012 Orange Coast League |              |                        |          |          |          |              |
|--------------------------|----------|----------|----------|--------------------------|------------------------|----------|----------|--------------------------|--------------|------------------------|----------|----------|----------|--------------|
|                          | W        | L        | T        | Pct.                     |                        |          |          |                          |              |                        |          |          |          |              |
| Estancia \$              | 5        | 0        | 0        | 1.000                    | Estancia \$            | 5        | 0        | 0                        | 1.000        | <b>Laguna Beach \$</b> | <b>5</b> | <b>0</b> | <b>0</b> | <b>1.000</b> |
| Calvary Chapel /SA \$    | 3        | 2        | 0        | 0.600                    | Costa Mesa \$          | 4        | 1        | 0                        | 0.800        | Estancia \$            | 4        | 1        | 0        | 0.800        |
| Godinez \$               | 3        | 2        | 0        | 0.600                    | <b>Laguna Beach \$</b> | <b>3</b> | <b>2</b> | <b>0</b>                 | <b>0.600</b> | Gosinez \$             | 3        | 2        | 0        | 0.600        |
| <b>Laguna Beach</b>      | <b>2</b> | <b>3</b> | <b>0</b> | <b>0.400</b>             | Gosinez \$             | 2        | 3        | 0                        | 0.400        | Costa Mesa             | 2        | 3        | 0        | 0.400        |
| Costa Mesa               | 2        | 3        | 0        | 0.400                    | Calvary Chapel / SA    | 1        | 4        | 0                        | 0.200        | Saddleback             | 1        | 4        | 0        | 0.200        |
| Saddleback               | 0        | 5        | 0        | 0.000                    | Saddleback             | 0        | 5        | 0                        | 0.000        | Calvary Chapel / SA    | 0        | 5        | 0        | 0.000        |

## 2012



L-R top to bottom – Row 1: 64 - Spencer Anderson, 63 – Blake Hester, 82 – Ritchie Nunis, 72 - Ali Berri, 74 – Nate Wiley , 80 – Dylan Hunter, 36 – Drake Martinez, 7 – Larry Stewart; Row 2: 24 – Robbie McNerny, 25 – Nathan Lancaster, 54 – Steven Harrison, 70 – Mickey Myhan, 33 – Ethan Chesley, 51 – Elijia Martinez, 9 – Brett Tracy, 67 – John Valdez, 65 – Adam Farsheed; Row 3 : 77 – Warren Abbate, 83 – Zach Kluver, 23 – Adam Lythgoe, 84 – Josh French, 41 – Jacob Smith, 40 – Myles Regan, 4 – Jake Hexberg, 3 – Robert Clemons; Row 4: 8 – Richard Coury, Ron Holladay (Trainer), Spencer Harrell, Bill Douglass, Mike Churchill, Christian Pederson, Aaron Anguiano, Leonard Kirshner, 11 – Keaton Martinez; Row 5: 10 – Andrew Kimball, 32 – Taylor Addis, 60 – Atakan Baran, 31 – Matthew Hernandez, 61 – Michael Sofferan, 55 – Danny Pietig, 62 – Joseph Casey, Front Row: 52 – Jeremy Wilson, 50 – Bobby Weiland, 57 – Cole Hutson, 42 – Willy Hogan, 6 – Andres DelaRosa, 43 – L.G. Graves

### 2013 Orange Coast League

|                      | W        | L        | T        | Pct.         |
|----------------------|----------|----------|----------|--------------|
| Costa Mesa \$        | 5        | 0        | 0        | 1.000        |
| Estancia \$          | 3        | 2        | 0        | 0.600        |
| Calvary Chapel/SA \$ | 3        | 2        | 0        | 0.600        |
| Godinez              | 2        | 3        | 0        | 0.400        |
| <b>Laguna Beach</b>  | <b>2</b> | <b>3</b> | <b>0</b> | <b>0.400</b> |
| Saddleback           | 0        | 5        | 0        | 0.000        |

### 2014 Orange Coast League

|                      | W        | L        | T        | Pct.         |
|----------------------|----------|----------|----------|--------------|
| Estancia \$          | 5        | 0        | 0        | 1.000        |
| Saddleback \$        | 3        | 2        | 0        | 0.600        |
| Calvary Chapel/SA \$ | 3        | 2        | 0        | 0.600        |
| Costa Mesa           | 2        | 3        | 0        | 0.400        |
| <b>Laguna Beach</b>  | <b>2</b> | <b>3</b> | <b>0</b> | <b>0.400</b> |
| Godinez              | 0        | 5        | 0        | 0.000        |

### 2015 Orange Coast League

|                      | W        | L        | T        | Pct.         |
|----------------------|----------|----------|----------|--------------|
| Calvary Chapel/SA \$ | 5        | 0        | 0        | 1.000        |
| Godinez \$           | 4        | 1        | 0        | 0.800        |
| Saddleback\$         | 3        | 2        | 0        | 0.600        |
| Estancia             | 2        | 3        | 0        | 0.400        |
| Costa Mesa           | 1        | 4        | 0        | 0.100        |
| <b>Laguna Beach</b>  | <b>0</b> | <b>5</b> | <b>0</b> | <b>0.000</b> |

# 2018



2018 Golden West Conference – Pac 4 League Co-Champions

**2016 Orange Coast League**

|                        | W        | L        | T        | Pct.         |
|------------------------|----------|----------|----------|--------------|
| Godinez \$             | 5        | 0        | 0        | 1.000        |
| <b>Laguna Beach \$</b> | <b>4</b> | <b>1</b> | <b>0</b> | <b>0.800</b> |
| Calvary Chapel/SA      | 3        | 2        | 0        | 0.600        |
| Saddleback             | 1        | 4        | 0        | 0.200        |
| Estancia               | 1        | 4        | 0        | 0.200        |
| Costa Mesa             | 1        | 4        | 0        | 0.200        |

**2017 Orange Coast League**

|                        | W        | L        | T        | Pct.         |
|------------------------|----------|----------|----------|--------------|
| Godinez \$             | 5        | 0        | 0        | 1.000        |
| <b>Laguna Beach \$</b> | <b>4</b> | <b>1</b> | <b>0</b> | <b>0.800</b> |
| Calvary Chapel/SA      | 3        | 2        | 0        | 0.600        |
| Estancia               | 2        | 3        | 0        | 0.400        |
| Saddleback             | 1        | 4        | 0        | 0.200        |
| Costa Mesa             | 0        | 5        | 0        | 0.000        |

**2018 GWC – Pac 4 League**

|                        | W        | L        | T        | Pct.         |
|------------------------|----------|----------|----------|--------------|
| <b>Laguna Beach \$</b> | <b>2</b> | <b>1</b> | <b>0</b> | <b>0.667</b> |
| Ocean View \$          | 2        | 1        | 0        | 0.667        |
| Western \$             | 2        | 1        | 0        | 0.667        |
| Godinez                | 0        | 3        | 0        | 0.000        |

# 2021



2021 Golden West Conference – Pac 4 League Champions

**2019 GWC – Pac 4 League**

|                     | W        | L        | T        | Pct.         |
|---------------------|----------|----------|----------|--------------|
| Western \$          | 3        | 0        | 0        | 0.667        |
| Ocean View \$       | 2        | 1        | 0        | 0.667        |
| <b>Laguna Beach</b> | <b>1</b> | <b>2</b> | <b>0</b> | <b>0.667</b> |
| Godinez             | 0        | 3        | 0        | 0.000        |

**2020 GWC – Pac 4 League**

|                     | W        | L        | T        | Pct.         |
|---------------------|----------|----------|----------|--------------|
| Ocean View          | 2        | 0        | 0        | 1.000        |
| Westminster         | 1        | 1        | 0        | 0.500        |
| <b>Laguna Beach</b> | <b>0</b> | <b>2</b> | <b>0</b> | <b>0.000</b> |
| Godinez             | 0        | 0        | 0        | 0.000        |

**2021 GWC – Pac 4 League**

|                        | W        | L        | T        | Pct.         |
|------------------------|----------|----------|----------|--------------|
| <b>Laguna Beach \$</b> | <b>3</b> | <b>0</b> | <b>0</b> | <b>1.000</b> |
| Westminster \$         | 2        | 1        | 0        | 0.667        |
| Ocean View             | 1        | 2        | 0        | 0.333        |
| Godinez                | 0        | 3        | 0        | 0.000        |

# 2022



**2022 Golden West Conference – Pac 4 League Champions**

L-R top to bottom: Back Row: Chase Tyson, Maverick Baylies, Chia Castillo, Ethan Das, Joshua Burdiek, Ryner Swanson, Jackson Kollock, Brock Donaldson, Sam Garwal, Teddy Dworakowski, Skylar Schwarm, 3<sup>rd</sup> Row: Aidan Mulkey, Myles Freeman, Jonathon Charoenmitt, Brady Brown, Leo Adjemian, Aidan Moss, Jesse Adams, Jacob Cruz, Redmond Chesley, Lachlan Soloff, Kellen Dyer, Kaiyal Das, Ryan Mahoney, Charlie Tyus, Cruz Lynn, Row 2: James Golden, Charlie Kelly, Merrick Vellmure, Marcus Heins, Gavin Zaengle, Jackson Byerly, Oliver Rounaghi, Jacob Mendelovich, Noah Landra, Jeremy Kanter, Jacob Burdick, Vance Simpson, Dylan Zevnik, Sal Ciulla, Fletcher Liao, Front Row: Leandro Espinosa, Nicholas Vidaurri Tucker, Davis Dix, Jackson Rodríguez, Maximus Barrow, Hunter Braun, Nathan Ball, John Shanahan, Alex Hutchinson, John Selby, Dario Bitz, Nico Cambuzzi, Alessandro Llamas, Micah Chavez



# 2023

**2022 Golden West Conference – Pac 4 League Champions**

Back Row (L-R) Jackson Kollock, Joshua Burdiek, Brock Donaldson, Jack Hurst, Chase Tyson, Ethan Das, Garrett Byerly, Cam Cureton, Ryner Swanson  
 Row 5: Luke Jolley, Teddy Dworakowski, Jesse Adams, Jacob Cruz, Lachlan Soloff, Brady Brown, Leonardo Adjemian, Nick Rogers  
 Row 4: Kellen Dyer, Ryan Mahoney, Charlie Tyus, Jonathan Charoenmitt, Redmond Chesley, Skylar Schwarm, Tristan Reidel, Sam Boxberger, Wyatt Bogdan  
 Row 3: Declan Murray, Steve Hurst, Mitch Olson, Nathan Ball, John Shanahan, John Selbe, Hunter Braun, Alex Hutchinson, Jack Arntz, Hudson Mills  
 Row 2: Brady Stringham, Merrick Vellmure, Henry Rounaghi, Charlie Hunt, Charlie Kelly, Alex Wang-Huhem, Fletcher Liao, Zach Wang-Huhem, Marcus Heins  
 Front row: Luke Bo, Nico Vidaurri-Tucker, Wyatt Degner, Preston Towe, Reed Franz, Will Kimball, Ollie Lyles, Jack Hooper, Grant Regal

| 2022 GWC – Pac 4 League |   |   |   |       | 2023 GWC – Pac 4 League |   |   |   |       | 2024 Foxtrot League |   |   |   |       |
|-------------------------|---|---|---|-------|-------------------------|---|---|---|-------|---------------------|---|---|---|-------|
|                         | W | L | T | Pct.  |                         | W | L | T | Pct.  |                     | W | L | T | Pct.  |
| Laguna Beach \$         | 3 | 0 | 0 | 1.000 | Laguna Beach \$         | 3 | 0 | 0 | 1.000 | Laguna Beach \$     | 4 | 1 | 0 | 0.800 |
| Westminster \$          | 2 | 1 | 0 | 0.667 | Westminster \$          | 2 | 1 | 0 | 0.667 | Northwood \$        | 3 | 2 | 0 | 0.600 |
| Ocean View              | 1 | 2 | 0 | 0.333 | Ocean View \$           | 1 | 2 | 0 | 0.333 | Dana Hills \$       | 3 | 2 | 0 | 0.600 |
| Godinez                 | 0 | 3 | 0 | 0.000 | Godinez                 | 0 | 3 | 0 | 0.000 | Aliso Niguel \$     | 3 | 2 | 0 | 0.600 |
|                         |   |   |   |       |                         |   |   |   |       | Orange              | 2 | 3 | 0 | 0.400 |
|                         |   |   |   |       |                         |   |   |   |       | Fountain Valley     | 0 | 5 | 0 | 0.000 |

\$ Participated in SS CIF Playoffs

## 2024



**2024 Foxtrot League Champions**

Back Row: #10 Jack Hurst, # 70 Leo Adjemian, # 99 Dane Swanson, # 11 Tristan Reidel, # 17 Wyatt Bogdan, # 20 Kaden Long, # 72 Sam Boxberger, # 13 Luke Jolley, # 18 Garrett Byerly, # 12 Jackson Kollock Row 4: # 24 Becket Gilchrist, # 0 Redmond Chesley, # 14 Brady Stringham, # 19 Otis Boultinghouse, # 15 William Kimball, # 6 Bob Gardner, # 76 Cole Stal, # 56 Gage Lee, # 63 Hudson Mills  
 Row 3: # 59 Ollie Lyles, Joey Luna, Jerry Hayden, Steve Hurst, Nate Ball, Hunter Braun, John Shanahan, John Selbe, Mitch Olson, Kaiyal Das, Mike Macarenka, #22 Carlton Mousally Row 2: #9 Declan Murray, # 16 Noah Thompson, # 4 Jack Hooper, # 8 Grant Regal, # 82 Zach Van Meter, # 77 Clark Kimball, # 27 Ian Chesley, # 59 Alex Wang-Huhem, # 55 Charlie Kelly, # 52 Fletcher Liao Front Row: 3 Henry Rounaghi, # 1 Charlie Hunt, # 2 Zach Wang-Huhem, # 4 Preston Towe, # 23 Braylon Vellmure, Jack Shanahan # 3 Trent Beason, # 81 Dean Smith, # 7 Wyatt Degner, # 88 CJ Wick

## Series History Summary – 1935 – 2024

| Opponent              | GM | W  | L  | T | Pct.  | PF  | PA    |
|-----------------------|----|----|----|---|-------|-----|-------|
| Aliso Niguel          | 6  | 0  | 6  | 0 | 0.000 | 74  | 245   |
| Anaheim               | 2  | 1  | 1  | 0 | 0.500 | 49  | 38    |
| Aquinas               | 2  | 1  | 1  | 0 | 0.500 | 41  | 45    |
| Army - Navy (SDCIF)   | 1  | 1  | 0  | 0 | 1.000 | 14  | 8     |
| Artesia               | 2  | 0  | 2  | 0 | 0.000 | 12  | 61    |
| Atascadero (CS)       | 1  | 0  | 1  | 0 | 0.000 | 8   | 41    |
| Banning               | 2  | 2  | 0  | 0 | 1.000 | 33  | 6     |
| Barstow               | 1  | 1  | 0  | 0 | 1.000 | 20  | 0     |
| Beaumont              | 2  | 2  | 0  | 0 | 1.000 | 34  | 0     |
| Beckman               | 2  | 1  | 1  | 0 | 0.500 | 56  | 45    |
| Bellflower            | 2  | 2  | 0  | 0 | 1.000 | 59  | 35    |
| Big Bear              | 3  | 1  | 2  | 0 | 0.333 | 85  | 75    |
| Bishop Gorman (NV)    | 1  | 1  | 0  | 0 | 1.000 | 26  | 6     |
| Bishop Montgomery     | 2  | 1  | 1  | 0 | 0.500 | 46  | 71    |
| Bloomington           | 2  | 2  | 0  | 0 | 1.000 | 33  | 0     |
| Bolsa Grande          | 14 | 11 | 3  | 0 | 0.786 | 458 | 214   |
| Bonita                | 2  | 0  | 2  | 0 | 0.000 | 14  | 28    |
| Boron                 | 1  | 1  | 0  | 0 | 1.000 | 21  | 14    |
| Brawley (SDCIF)       | 4  | 1  | 3  | 0 | 0.250 | 39  | 69    |
| Brea - Olinda         | 44 | 16 | 26 | 2 | 0.386 | 601 | 655   |
| Buena Park            | 5  | 2  | 3  | 0 | 0.400 | 87  | 71    |
| California            | 1  | 1  | 0  | 0 | 1.000 | 14  | 13    |
| Calvary Chapel/SA     | 25 | 10 | 13 | 2 | 0.440 | 646 | 574   |
| Canyon/Anaheim        | 2  | 0  | 2  | 0 | 0.000 | 13  | 39    |
| Capistrano            | 29 | 26 | 2  | 1 | 0.914 | 806 | 144   |
| Capistrano Valley     | 8  | 1  | 7  | 0 | 0.125 | 73  | 252   |
| Capo Valley Christian | 5  | 5  | 0  | 0 | 1.000 | 125 | 41    |
| Centennial/Compton    | 1  | 1  | 0  | 0 | 1.000 | 40  | 19    |
| Century               | 4  | 0  | 4  | 0 | 0.000 | 21  | 118   |
| Charter Oak           | 1  | 1  | 0  | 0 | 1.000 | 18  | 17    |
| Chino                 | 2  | 1  | 1  | 0 | 0.500 | 68  | 48    |
| Chula Vista (SDCIF)   | 1  | 1  | 0  | 0 | 1.000 | 19  | 0     |
| Claremont             | 1  | 0  | 1  | 0 | 0.000 | 7   | 38    |
| Coachella             | 1  | 0  | 1  | 0 | 0.000 | 19  | 20    |
| Colton                | 1  | 0  | 1  | 0 | 0.000 | 0   | 39    |
| Corona                | 5  | 4  | 1  | 0 | 0.800 | 76  | 56    |
| Corona del Mar        | 22 | 4  | 18 | 0 | 0.182 | 275 | 587   |
| Coronado (SDCIF)      | 19 | 7  | 12 | 0 | 0.368 | 306 | 392   |
| Costa Mesa            | 39 | 14 | 25 | 0 | 0.359 | 756 | 1,077 |
| Crean Lutheran        | 2  | 1  | 1  | 0 | 0.500 | 75  | 61    |
| Cypress               | 2  | 2  | 0  | 0 | 1.000 | 51  | 12    |
| Dana Hills            | 24 | 12 | 11 | 1 | 0.521 | 420 | 391   |
| Diamond Bar           | 1  | 1  | 0  | 0 | 1.000 | 36  | 28    |
| Don Bosco Tech        | 1  | 1  | 0  | 0 | 1.000 | 28  | 7     |
| Duarte                | 1  | 1  | 0  | 0 | 1.000 | 26  | 21    |
| El Dorado             | 6  | 3  | 3  | 0 | 0.500 | 129 | 126   |
| El Modena             | 3  | 2  | 1  | 0 | 0.667 | 63  | 40    |
| El Segundo            | 17 | 6  | 11 | 0 | 0.353 | 200 | 314   |
| El Toro               | 5  | 0  | 5  | 0 | 0.000 | 35  | 66    |
| Elsinore              | 11 | 7  | 4  | 0 | 0.636 | 177 | 144   |
| Elsinore N & M        | 3  | 2  | 0  | 1 | 0.833 | 80  | 7     |
| Estancia              | 32 | 17 | 15 | 0 | 0.531 | 667 | 815   |
| Fallbrook (SDCIF)     | 4  | 4  | 0  | 0 | 1.000 | 96  | 12    |
| Foothill              | 5  | 2  | 3  | 0 | 0.400 | 47  | 115   |

| <b>Opponent</b>        | <b>GM</b> | <b>W</b> | <b>L</b> | <b>T</b> | <b>Pct.</b> | <b>PF</b> | <b>PA</b> |
|------------------------|-----------|----------|----------|----------|-------------|-----------|-----------|
| Fountain Valley        | 2         | 2        | 0        | 0        | 1.000       | 76        | 13        |
| Francis Parker (SDCIF) | 2         | 0        | 2        | 0        | 0.000       | 31        | 98        |
| Gig Harbor (WA)        | 1         | 1        | 0        | 0        | 1.000       | 41        | 0         |
| Garden Grove           | 25        | 11       | 14       | 0        | 0.440       | 371       | 364       |
| Gladstone              | 2         | 2        | 0        | 0        | 1.000       | 23        | 12        |
| Glenn                  | 1         | 1        | 0        | 0        | 1.000       | 74        | 19        |
| Godinez                | 15        | 10       | 5        | 0        | 0.667       | 541       | 286       |
| Granada Hills (LACIF)  | 1         | 0        | 1        | 0        | 0.000       | 55        | 56        |
| Green Street Academy   | 1         | 1        | 0        | 0        | 1.000       | 43        | 14        |
| Hemet                  | 1         | 1        | 0        | 0        | 1.000       | 14        | 13        |
| Homedale (ID)          | 1         | 0        | 1        | 0        | 0.000       | 14        | 46        |
| Hoover                 | 1         | 1        | 0        | 0        | 1.000       | 42        | 14        |
| Huntington Beach       | 13        | 3        | 10       | 0        | 0.231       | 122       | 225       |
| Irvine                 | 5         | 4        | 0        | 1        | 0.900       | 122       | 13        |
| Jurupa Hills           | 1         | 1        | 0        | 0        | 1.000       | 56        | 14        |
| Jurupa Valley          | 1         | 1        | 0        | 0        | 1.000       | 40        | 0         |
| Katella                | 2         | 1        | 1        | 0        | 0.500       | 19        | 45        |
| Kearney (SDCIF)        | 1         | 1        | 0        | 0        | 1.000       | 54        | 21        |
| Kennedy                | 2         | 2        | 0        | 0        | 1.000       | 64        | 0         |
| La Habra               | 2         | 0        | 1        | 1        | 0.250       | 30        | 54        |
| La Jolla (SDCIF)       | 1         | 0        | 1        | 0        | 0.000       | 6         | 39        |
| La Quinta/LQ           | 1         | 1        | 0        | 0        | 1.000       | 41        | 16        |
| La Quinta/W            | 14        | 10       | 4        | 0        | 0.714       | 434       | 192       |
| La Serna               | 2         | 2        | 0        | 0        | 1.000       | 46        | 27        |
| La Sierra              | 1         | 0        | 1        | 0        | 0.000       | 6         | 10        |
| Laguna Hills           | 19        | 7        | 12       | 0        | 0.368       | 283       | 577       |
| Lakeside               | 2         | 2        | 0        | 0        | 1.000       | 102       | 26        |
| Leuzinger              | 1         | 0        | 1        | 0        | 0.000       | 14        | 42        |
| Loara                  | 2         | 2        | 0        | 0        | 1.000       | 48        | 14        |
| Los Amigos             | 3         | 1        | 2        | 0        | 0.333       | 27        | 58        |
| Lowell                 | 5         | 4        | 1        | 0        | 0.800       | 123       | 20        |
| Magnolia               | 7         | 1        | 5        | 1        | 0.214       | 95        | 127       |
| Marina                 | 3         | 1        | 2        | 0        | 0.333       | 75        | 105       |
| Mary Star of the Sea   | 2         | 2        | 0        | 0        | 1.000       | 81        | 47        |
| Mater Dei              | 2         | 0        | 2        | 0        | 0.000       | 7         | 56        |
| Mayfair                | 2         | 1        | 1        | 0        | 0.500       | 56        | 30        |
| Mission Viejo          | 13        | 5        | 8        | 0        | 0.385       | 174       | 236       |
| Neff                   | 1         | 0        | 1        | 0        | 0.000       | 0         | 28        |
| Newport Harbor         | 13        | 3        | 10       | 0        | 0.231       | 90        | 315       |
| Norco                  | 1         | 0        | 1        | 0        | 0.000       | 13        | 0         |
| Norte Vista            | 3         | 1        | 2        | 0        | 0.333       | 64        | 87        |
| North Torrance         | 1         | 1        | 0        | 0        | 1.000       | 33        | 0         |
| Northwood              | 15        | 7        | 8        | 0        | 0.467       | 294       | 461       |
| Notre Dame/Riverside   | 2         | 0        | 2        | 0        | 0.000       | 7         | 83        |
| Oak Hills              | 2         | 0        | 2        | 0        | 0.000       | 53        | 91        |
| Ocean View             | 12        | 5        | 6        | 1        | 0.458       | 399       | 270       |
| Oceanside (SDCIF)      | 3         | 0        | 3        | 0        | 0.000       | 26        | 53        |
| Ontario Christian      | 2         | 1        | 1        | 0        | 0.500       | 57        | 31        |
| Orange                 | 18        | 6        | 12       | 0        | 0.333       | 275       | 356       |
| Orange Lutheran        | 7         | 0        | 7        | 0        | 0.000       | 60        | 242       |
| Pacifica/Oxnard        | 1         | 0        | 1        | 0        | 0.000       | 14        | 47        |
| Palos Verdes           | 2         | 1        | 1        | 0        | 0.500       | 41        | 27        |
| Piedmont (NCS)         | 1         | 0        | 1        | 0        | 0.000       | 15        | 17        |
| Pioneer                | 1         | 1        | 0        | 0        | 1.000       | 59        | 7         |
| Pius X                 | 2         | 1        | 1        | 0        | 0.500       | 16        | 42        |
| Puente                 | 2         | 2        | 0        | 0        | 1.000       | 53        | 26        |

| Opponent                    | GM         | W          | L          | T         | Pct.         | PF            | PA            |
|-----------------------------|------------|------------|------------|-----------|--------------|---------------|---------------|
| Rancho Alamitos             | 3          | 1          | 2          | 0         | 0.333        | 65            | 46            |
| Rancho Christian            | 1          | 0          | 1          | 0         | 0.000        | 17            | 24            |
| Rcho Dominguez (LACIF)      | 1          | 1          | 0          | 0         | 1.000        | 35            | 0             |
| Rim of the World            | 2          | 2          | 0          | 0         | 1.000        | 47            | 12            |
| Rio Hondo Prep              | 2          | 1          | 1          | 0         | 0.500        | 63            | 98            |
| Rolling Hills               | 2          | 1          | 1          | 0         | 0.500        | 40            | 48            |
| Saddleback                  | 14         | 7          | 7          | 0         | 0.500        | 386           | 412           |
| Saddleback Valley Chr       | 1          | 1          | 0          | 0         | 1.000        | 30            | 21            |
| Sage Hill                   | 1          | 1          | 0          | 0         | 1.000        | 21            | 17            |
| San Clemente                | 24         | 7          | 16         | 1         | 0.313        | 276           | 401           |
| San Dieguito (SDCIF)        | 2          | 1          | 1          | 0         | 0.500        | 24            | 33            |
| San Jacinto                 | 4          | 3          | 1          | 0         | 0.750        | 28            | 13            |
| San Luis Obispo (CS)        | 1          | 0          | 1          | 0         | 0.000        | 14            | 33            |
| Santa Ana                   | 4          | 2          | 2          | 0         | 0.500        | 134           | 134           |
| Santa Ana Valley            | 2          | 1          | 1          | 0         | 0.500        | 55            | 44            |
| Santa Clara                 | 1          | 1          | 0          | 0         | 1.000        | 34            | 14            |
| Santa Monica                | 1          | 1          | 0          | 0         | 1.000        | 21            | 9             |
| Santiago/GG                 | 3          | 1          | 2          | 0         | 0.333        | 52            | 73            |
| Savanna                     | 2          | 1          | 1          | 0         | 0.500        | 23            | 20            |
| Segerstrom                  | 7          | 4          | 3          | 0         | 0.571        | 180           | 218           |
| Sonora                      | 4          | 0          | 4          | 0         | 0.000        | 28            | 141           |
| Southwest (SDCIF)           | 1          | 1          | 0          | 0         | 1.000        | 28            | 0             |
| St Anthony                  | 2          | 2          | 0          | 0         | 1.000        | 14            | 12            |
| St John Bosco               | 2          | 2          | 0          | 0         | 1.000        | 38            | 12            |
| St Joseph/SM (CS)           | 1          | 0          | 1          | 0         | 0.000        | 13            | 20            |
| St Margaret's               | 6          | 2          | 4          | 0         | 0.333        | 116           | 186           |
| St Monica                   | 3          | 2          | 1          | 0         | 0.667        | 86            | 47            |
| Tesoro                      | 4          | 1          | 3          | 0         | 0.250        | 40            | 141           |
| The Bishop's School (SD)    | 2          | 1          | 1          | 0         | 0.500        | 26            | 45            |
| Trabuco Hills               | 8          | 3          | 5          | 0         | 0.375        | 107           | 230           |
| Troy                        | 2          | 1          | 1          | 0         | 0.500        | 12            | 31            |
| Tustin                      | 30         | 13         | 14         | 3         | 0.483        | 370           | 356           |
| University                  | 27         | 4          | 22         | 1         | 0.167        | 290           | 598           |
| Valencia/Placentia          | 34         | 23         | 9          | 2         | 0.706        | 527           | 383           |
| Valley Christian/Cerritos   | 4          | 3          | 1          | 0         | 0.750        | 91            | 78            |
| Villa Park                  | 5          | 4          | 1          | 0         | 0.800        | 113           | 50            |
| Webb                        | 1          | 1          | 0          | 0         | 1.000        | 55            | 7             |
| West                        | 1          | 1          | 0          | 0         | 1.000        | 24            | 21            |
| Western                     | 2          | 0          | 2          | 0         | 0.000        | 84            | 103           |
| Westminster                 | 6          | 3          | 3          | 0         | 0.500        | 177           | 147           |
| Woodbridge                  | 9          | 4          | 5          | 0         | 0.444        | 137           | 146           |
| <b>Opponent Type Total:</b> | <b>866</b> | <b>403</b> | <b>445</b> | <b>18</b> | <b>0.476</b> | <b>16,162</b> | <b>16,986</b> |
| <b>Opponent</b>             | <b>GM</b>  | <b>W</b>   | <b>L</b>   | <b>T</b>  | <b>Pct.</b>  | <b>PF</b>     | <b>PA</b>     |
| Anaheim JV                  | 1          | 1          | 0          | 0         | 1.000        | 35            | 0             |
| Dana Hills JV               | 1          | 1          | 0          | 0         | 1.000        | 31            | 0             |
| Huntington Beach JV         | 1          | 1          | 0          | 0         | 1.000        | 14            | 12            |
| Long Beach Poly JV          | 3          | 2          | 0          | 1         | 0.833        | 82            | 12            |
| Santa Ana JV                | 1          | 1          | 0          | 0         | 1.000        | 6             | 0             |
| St Anthony JV               | 1          | 1          | 0          | 0         | 1.000        | 44            | 6             |
| <b>Opponent Type Total:</b> | <b>8</b>   | <b>7</b>   | <b>0</b>   | <b>1</b>  | <b>0.938</b> | <b>212</b>    | <b>30</b>     |
| <b>All-Time Total:</b>      | <b>874</b> | <b>410</b> | <b>445</b> | <b>19</b> | <b>0.480</b> | <b>16,374</b> | <b>16,926</b> |

Note:

Longest series is the Capistrano HS/San Clemente HS rivalry.

Capistrano HS was relocated and renamed San Clemente HS in 1964. Combined records is:

Excludes 1934 games (1-1)

|                         | Games | W  | L  | T | Pct.  | PF    | PA  |
|-------------------------|-------|----|----|---|-------|-------|-----|
| Capistrano/San Clemente | 53    | 33 | 18 | 2 | 0.642 | 1,082 | 545 |



John Carscaden with the ball – first home game November 8, 1934

Varsity Series History 1935-24

| Day                            | Date   | Year     | W/L | PF | Opponent        | N | Conf | PA  | F | Site              | Coach               |
|--------------------------------|--------|----------|-----|----|-----------------|---|------|-----|---|-------------------|---------------------|
| <b>Aliso Niguel Wolverines</b> |        |          |     |    |                 |   |      |     |   |                   |                     |
| Fri                            | 28-Oct | 1994     | L   | 39 | @ Aliso Niguel  | N | *    | 45  |   | @ Aliso Niguel HS | Mike Roche          |
| Fri                            | 27-Oct | 1995     | L   | 7  | Aliso Niguel    | N | *    | 36  |   | Guyer Field       | Mike Roche          |
| Fri                            | 25-Oct | 1996     | L   | 7  | @ Aliso Niguel  | N | *    | 48  |   | @ Aliso Niguel HS | Dave Holland        |
| Fri                            | 24-Oct | 1997     | L   | 0  | Aliso Niguel    | N | *    | 47  |   | Guyer Field       | Dave Holland        |
| Fri                            | 16-Oct | 1998     | L   | 7  | @ Aliso Niguel  | N | *    | 35  |   | @ Aliso Niguel HS | Dave Holland        |
| Fri                            | 18-Oct | 2024     | L   | 14 | @ Aliso Niguel  | N | *    | 34  |   | @ Aliso Niguel HS | John Shanahan       |
|                                |        | 6 Games: |     | 74 | <b>W 0, L 6</b> |   |      | 245 |   |                   |                     |
| <b>Anaheim Colonists</b>       |        |          |     |    |                 |   |      |     |   |                   |                     |
| Fri                            | 24-Sep | 1948     | L   | 0  | @ Anaheim       | N |      | 25  |   | @ Glover Stadium  | Maurice "Red" Guyer |
| Fri                            | 18-Nov | 2011     | W   | 49 | @ Anaheim       | N | #    | 13  |   | @ Glover Stadium  | Michael Churchill   |
|                                |        | 2 Games: |     | 49 | <b>W 1, L 1</b> |   |      | 38  |   |                   |                     |
| <b>Aquinas Falcons</b>         |        |          |     |    |                 |   |      |     |   |                   |                     |
| Fri                            | 13-Sep | 1991     | W   | 19 | Aquinas         | N |      | 14  |   | Guyer Field       | Lyman Olney         |
| Fri                            | 11-Sep | 1992     | L   | 22 | @ Aquinas       | N |      | 31  |   | @ Aquinas HS      | Mike Barron         |
|                                |        | 2 Games: |     | 41 | <b>W 1, L 1</b> |   |      | 45  |   |                   |                     |

| Day  | Date   | Year   | W/L | PF | Opponent            | N | Conf | PA | F | Site                   | Coach               |
|--|--------|--------|-----|----|---------------------|---|------|----|---|------------------------|---------------------|
| <b>Army-Navy Academy Warriors</b>          |        |        |     |    |                     |   |      |    |   |                        |                     |
| Fri  | 29-Sep | 1972   | W   | 14 | Army - Navy (SD)    | N |      | 8  |   | Guyer Field            | Hal Akins           |
|  | 1      | Game   |     |    | <b>W 1, L 0</b>     |   |      |    |   |                        |                     |
| <b>Artesia Pioneers</b>                    |        |        |     |    |                     |   |      |    |   |                        |                     |
| Fri  | 14-Oct | 1960   | L   | 6  | Artesia             | N |      | 13 |   | Laguna Beach HS Field  | LaVern Dugger       |
| Fri  | 16-Nov | 2018   | L   | 6  | @ Artesia           | N | #    | 48 |   | @ Artesia HS           | John Shanahan       |
|  | 2      | Games  |     |    | <b>W 0, L 2</b>     |   |      |    |   |                        |                     |
| <b>Atascadero Grayhounds</b>               |        |        |     |    |                     |   |      |    |   |                        |                     |
| Fri  | 14-Oct | 1983   | L   | 8  | @ Atascadero        | N |      | 41 |   | @ Atascadero HS        | Dennis Haryung      |
|  | 1      | Game   |     |    | <b>W 0, L 1</b>     |   |      |    |   |                        |                     |
| <b>Banning Broncos</b>                     |        |        |     |    |                     |   |      |    |   |                        |                     |
| Fri  | 02-Oct | 1953   | W   | 21 | Banning             |   |      | 0  |   | Laguna Beach HS Field  | Maurice "Red" Guyer |
| Fri  | 01-Oct | 1954   | W   | 12 | @ Banning           | N |      | 6  |   | @ Banning HS           | Maurice "Red" Guyer |
|  | 2      | Games: |     | 33 | <b>W 2, L 0</b>     |   |      | 6  |   |                        |                     |
| <b>Barstow Aztecs</b>                      |        |        |     |    |                     |   |      |    |   |                        |                     |
| Tue  | 03-Dec | 1946   | W   | 20 | N Barstow           | N | #    | 0  |   | N Santa Ana Bowl       | Maurice "Red" Guyer |
|  | 1      | Game   |     |    | <b>W 1, L 0</b>     |   |      |    |   |                        |                     |
| <b>Beaumont Cougars</b>                    |        |        |     |    |                     |   |      |    |   |                        |                     |
| Fri  | 25-Sep | 1936   | W   | 13 | Beaumont            |   |      | 0  |   | Laguna Beach HS Field  | Maurice "Red" Guyer |
| Fri  | 01-Oct | 1937   | W   | 21 | @ Beaumont          |   |      | 0  |   | @ Beaumont HS          | Maurice "Red" Guyer |
|  | 2      | Games: |     | 34 | <b>W 2, L 0</b>     |   |      | 0  |   |                        |                     |
| <b>Beckman Patriots</b>                    |        |        |     |    |                     |   |      |    |   |                        |                     |
| Thu  | 27-Oct | 2005   | W   | 28 | @ Beckman           | N | *    | 10 |   | @ Tustin HS            | Jimmy Nolan         |
| Fri  | 20-Nov | 2009   | L   | 28 | Beckman             | N | #    | 35 |   | Guyer Field            | Jonathan Todd       |
|  | 2      | Games  |     | 56 | <b>W 1, L 1</b>     |   |      | 45 |   |                        |                     |
| <b>Bellflower Buccaneers</b>               |        |        |     |    |                     |   |      |    |   |                        |                     |
| Fri  | 14-Sep | 2018   | W   | 17 | Bellflower          | N |      | 14 |   | Guyer Field            | John Shanahan       |
| Fri  | 20-Sep | 2019   | W   | 42 | @ Bellflower        | N |      | 21 |   | @ Bellflower HS-       | John Shanahan       |
|  | 2      | Games  |     | 59 | <b>W 1, L 1</b>     |   |      | 35 |   |                        |                     |
| <b>Big Bear Bears</b>                      |        |        |     |    |                     |   |      |    |   |                        |                     |
| Sat  | 9-Sep  | 2017   | L   | 10 | @ Big Bear          |   |      | 32 |   | @ Big Bear MS          | John Shanahan       |
| Fri  | 31-Aug | 2018   | L   | 26 | Big Bear            |   |      | 29 |   | Guyer Field            | John Shanahan       |
| Fri  | 6-Sep  | 2019   | W   | 49 | Big Bear            |   |      | 14 |   | Guyer Field            | John Shanahan       |
|  | 3      | Games  |     | 85 | <b>W 1, L 2</b>     |   |      | 75 |   |                        |                     |
| <b>Bishop Gorman (Las Vegas, NV) Gaels</b> |        |        |     |    |                     |   |      |    |   |                        |                     |
| Fri  | 15-Oct | 1965   | W   | 26 | Bishop Gorman (NV)  | N |      | 6  |   | Guyer Field            | Hal Akins           |
|  | 1      | Game   |     |    | <b>W 1, L 0</b>     |   |      |    |   |                        |                     |
| <b>Bishop Montgomery Knights</b>           |        |        |     |    |                     |   |      |    |   |                        |                     |
| Fri  | 24-Sep | 2010   | L   | 18 | @ Bishop Montgomery | N |      | 48 |   | @ Bishop Montgomery HS | Jonathan Todd       |
| Fri  | 23-Sep | 2011   | W   | 28 | Bishop Montgomery   | N |      | 23 |   | Guyer Field            | Michael Churchill   |
|  | 2      | Games  |     | 46 | <b>W 1, L 1</b>     |   |      | 71 |   |                        |                     |
| <b>Bloomington Bruins</b>                  |        |        |     |    |                     |   |      |    |   |                        |                     |
| Fri  | 27-Nov | 1964   | W   | 26 | N Bloomington       | N | #    | 0  |   | N Colton HS            | Hal Akins           |
| Fri  | 19-Sep | 1975   | W   | 7  | Bloomington         | N |      | 0  |   | Guyer Field            | Dennis Haryung      |
|  | 2      | Games: |     | 33 | <b>W 2, L 0</b>     |   |      | 0  |   |                        |                     |

| Day                           | Date   | Year   | W/L | PF  | Opponent        | N | Conf | PA  | F | Site                  | Coach                |
|-------------------------------|--------|--------|-----|-----|-----------------|---|------|-----|---|-----------------------|----------------------|
| <b>Bolsa Grande Matadors</b>  |        |        |     |     |                 |   |      |     |   |                       |                      |
| Fri                           | 10-Sep | 1993   | W   | 34  | @ Bolsa Grande  | N |      | 6   | @ | Bolsa Grande HS       | Mike Roche           |
| Fri                           | 09-Sep | 1994   | L   | 10  | Bolsa Grande    | N |      | 12  |   | Guyer Field           | Mike Roche           |
| Fri                           | 08-Sep | 1995   | W   | 17  | @ Bolsa Grande  | N |      | 6   | @ | Bolsa Grande HS       | Mike Roche           |
| Fri                           | 13-Sep | 1996   | L   | 23  | Bolsa Grande    | N |      | 25  |   | Guyer Field           | Dave Holland         |
| Fri                           | 11-Sep | 1997   | L   | 7   | @ Bolsa Grande  | N |      | 37  | @ | Bolsa Grande HS       | Dave Holland         |
| Fri                           | 15-Sep | 2001   | W   | 34  | @ Bolsa Grande  | N |      | 14  | @ | Bolsa Grande HS       | Dave Holland         |
| Fri                           | 20-Sep | 2002   | W   | 39  | Bolsa Grande    | N |      | 0   |   | Guyer Field           | Dave Holland         |
| Thu                           | 18-Sep | 2003   | W   | 28  | @ Bolsa Grande  | N |      | 20  | @ | Bolsa Grande HS       | Dave Holland         |
| Fri                           | 31-Aug | 2012   | W   | 62  | @ Bolsa Grande  | N |      | 14  | @ | Bolsa Grande HS       | Michael Churchill    |
| Fri                           | 6-Sep  | 2013   | W   | 48  | Bolsa Grande    | N |      | 17  |   | Guyer Field           | Corey Brown          |
| Fri                           | 5-Sep  | 2014   | W   | 45  | @ Bolsa Grande  | N |      | 12  | @ | Bolsa Grande HS       | Corey Brown          |
| Fri                           | 4-Sep  | 2015   | W   | 16  | Bolsa Grande    | N |      | 12  |   | Guyer Field           | Ted Clarke           |
| Fri                           | 26-Aug | 2016   | W   | 47  | @ Bolsa Grande  | N |      | 18  | @ | Bolsa Grande HS       | John Shanahan        |
| Fri                           | 25-Aug | 2017   | W   | 48  | Bolsa Grande    | N |      | 21  |   | Guyer Field           | John Shanahan        |
|                               | 14     | Games: |     | 458 |                 |   |      | 214 |   |                       | <b>W 11, L 3</b>     |
| <b>Bonita Bearcats</b>        |        |        |     |     |                 |   |      |     |   |                       |                      |
| Mon                           | 05-Dec | 1949   | L   | 7   | N Bonita        | # |      | 14  | N | Santa Ana Bowl        | Maurice "Red" Guyer  |
| Fri                           | 15-Oct | 1982   | L   | 7   | Bonita          | N |      | 14  |   | Guyer Field           | Dennis Haryung       |
|                               | 2      | Games: |     | 14  |                 |   |      | 28  |   |                       | <b>W 0, L 2</b>      |
| <b>Boron Bobcats</b>          |        |        |     |     |                 |   |      |     |   |                       |                      |
| Fri                           | 18-Nov | 2016   | W   | 21  | Boron           | N | #    | 14  |   | Guyer Field           | John Shanahan        |
|                               | 1      | Games: |     |     |                 |   |      |     |   |                       | <b>W 1, L 0</b>      |
| <b>Brawley Wildcats</b>       |        |        |     |     |                 |   |      |     |   |                       |                      |
| Fri                           | 05-Dec | 1952   | L   | 6   | @ Brawley       | N | #    | 20  | @ | Brawley HS            | Maurice "Red" Guyer  |
| Fri                           | 10-Oct | 1952   | W   | 26  | Brawley         |   |      | 8   |   | Laguna Beach HS Field | Maurice "Red" Guyer  |
| Fri                           | 13-Oct | 1978   | L   | 0   | @ Brawley       | N |      | 28  | @ | Brawley HS            | Walt Hamera          |
| Fri                           | 12-Oct | 1979   | L   | 7   | Brawley         | N |      | 13  |   | Guyer Field           | Walt Hamera          |
|                               | 4      | Games: |     | 39  |                 |   |      | 69  |   |                       | <b>W 1, L 3</b>      |
| <b>Brea - Olinda Wildcats</b> |        |        |     |     |                 |   |      |     |   |                       |                      |
| Fri                           | 15-Nov | 1935   | L   | 0   | Brea - Olinda   | * |      | 26  |   | Laguna Beach HS Field | Maurice "Red" Guyer  |
| Fri                           | 30-Oct | 1936   | W   | 18  | @ Brea - Olinda | * |      | 13  | @ | Brea - Olinda HS      | Maurice "Red" Guyer  |
| Fri                           | 05-Nov | 1937   | T   | 0   | Brea - Olinda   | * |      | 0   |   | Laguna Beach HS Field | Maurice "Red" Guyer  |
| Fri                           | 04-Nov | 1938   | T   | 19  | @ Brea - Olinda | * |      | 19  | @ | Brea - Olinda HS      | Maurice "Red" Guyer  |
| Fri                           | 03-Nov | 1939   | W   | 14  | Brea - Olinda   | * |      | 6   |   | Laguna Beach HS Field | Maurice "Red" Guyer  |
| Fri                           | 08-Nov | 1940   | L   | 0   | @ Brea - Olinda | * |      | 25  | @ | Brea - Olinda HS      | Maurice "Red" Guyer  |
| Fri                           | 07-Nov | 1941   | W   | 19  | Brea - Olinda   | * |      | 0   |   | Laguna Beach HS Field | Maurice "Red" Guyer  |
| Fri                           | 13-Nov | 1942   | L   | 0   | @ Brea - Olinda | * |      | 6   | @ | Brea - Olinda HS      | Howard "Bud" Langley |
| Fri                           | 05-Nov | 1943   | W   | 6   | Brea - Olinda   | * |      | 0   |   | Laguna Beach HS Field | Howard "Bud" Langley |
| Fri                           | 03-Nov | 1944   | W   | 18  | @ Brea - Olinda | * |      | 0   | @ | Brea - Olinda HS      | Howard "Bud" Langley |
| Fri                           | 26-Oct | 1945   | W   | 26  | Brea - Olinda   | * |      | 6   |   | Laguna Beach HS Field | Howard "Bud" Langley |
| Fri                           | 15-Nov | 1946   | W   | 32  | @ Brea - Olinda | * |      | 7   | @ | Brea - Olinda HS      | Maurice "Red" Guyer  |
| Fri                           | 07-Nov | 1947   | W   | 34  | Brea - Olinda   | * |      | 0   |   | Laguna Beach HS Field | Maurice "Red" Guyer  |
| Fri                           | 05-Nov | 1948   | L   | 6   | @ Brea - Olinda | * |      | 13  | @ | Brea - Olinda HS      | Maurice "Red" Guyer  |
| Fri                           | 28-Oct | 1949   | W   | 45  | Brea - Olinda   | * |      | 6   |   | Laguna Beach HS Field | Maurice "Red" Guyer  |
| Fri                           | 20-Oct | 1950   | W   | 47  | @ Brea - Olinda | * |      | 0   | @ | Brea - Olinda HS      | Maurice "Red" Guyer  |
| Fri                           | 16-Nov | 1951   | L   | 12  | Brea - Olinda   | * |      | 19  |   | Laguna Beach HS Field | Maurice "Red" Guyer  |
| Fri                           | 29-Oct | 1954   | W   | 25  | @ Brea - Olinda | * |      | 13  | @ | Brea - Olinda HS      | Maurice "Red" Guyer  |
| Day                           | Date   | Year   | W/L | PF  | Opponent        | N | Conf | PA  | F | Site                  | Coach                |

|  |        |      |     |     |                        |   |      |     |                        |                     |       |
|--|--------|------|-----|-----|------------------------|---|------|-----|------------------------|---------------------|-------|
| Fri                                      | 21-Oct | 1955 | L   | 13  | Brea - Olinda          | N | *    | 26  | Laguna Beach HS Field  | Maurice "Red" Guyer |       |
| Fri                                      | 16-Nov | 1956 | L   | 13  | @ Brea - Olinda        |   | *    | 27  | @ Brea - Olinda HS     | Maurice "Red" Guyer |       |
| Fri                                      | 18-Oct | 1957 | L   | 7   | Brea - Olinda          | N | *    | 25  | Laguna Beach HS Field  | LaVern Dugger       |       |
| Sa                                       | 22-Nov | 1958 | L   | 0   | @ Brea - Olinda        | N | *    | 19  | @ Fullerton Stadium    | LaVern Dugger       |       |
| Fri                                      | 23-Oct | 1959 | L   | 7   | Brea - Olinda          | N | *    | 26  | Laguna Beach HS Field  | LaVern Dugger       |       |
| Fri                                      | 28-Oct | 1960 | L   | 7   | @ Brea - Olinda        | N | *    | 59  | @ Brea - Olinda HS     | LaVern Dugger       |       |
| Fri                                      | 27-Oct | 1961 | L   | 6   | Brea - Olinda          | N | *    | 25  | Laguna Beach HS Field  | Hal Akins           |       |
| Fri                                      | 09-Nov | 1962 | L   | 0   | @ Brea - Olinda        | N | *    | 13  | @ Brea - Olinda HS     | Hal Akins           |       |
| Fri                                      | 07-Dec | 1962 | L   | 7   | N Brea - Olinda        | N | #    | 32  | N Orange Coast College | Hal Akins           |       |
| Fri                                      | 08-Nov | 1963 | L   | 6   | Brea - Olinda          | N | *    | 20  | Guyer Field            | Hal Akins           |       |
| Fri                                      | 30-Oct | 1964 | W   | 19  | Brea - Olinda          | N | *    | 0   | Guyer Field            | Hal Akins           |       |
| Fri                                      | 22-Oct | 1965 | L   | 8   | @ Brea - Olinda        | N | *    | 10  | @ Brea - Olinda HS     | Hal Akins           |       |
| Fri                                      | 30-Sep | 1966 | W   | 14  | Brea - Olinda          | N |      | 9   | Guyer Field            | Hal Akins           |       |
| Fri                                      | 29-Sep | 1967 | L   | 7   | @ Brea - Olinda        | N |      | 26  | @ Brea - Olinda HS     | Hal Akins           |       |
| Fri                                      | 27-Sep | 1968 | W   | 40  | Brea - Olinda          | N |      | 0   | Guyer Field            | Hal Akins           |       |
| Fri                                      | 26-Sep | 1969 | L   | 7   | @ Brea - Olinda        | N |      | 24  | @ Brea - Olinda HS     | Hal Akins           |       |
| Fri                                      | 23-Oct | 1970 | L   | 19  | Brea - Olinda          | N | *    | 24  | Guyer Field            | Hal Akins           |       |
| Fri                                      | 08-Oct | 1971 | L   | 12  | @ Brea - Olinda        | N | *    | 15  | @ Brea - Olinda HS     | Hal Akins           |       |
| Fri                                      | 13-Oct | 1972 | L   | 15  | Brea - Olinda          | N | *    | 28  | Guyer Field            | Hal Akins           |       |
| Fri                                      | 05-Oct | 1973 | L   | 7   | @ Brea - Olinda        | N | *    | 24  | @ Brea - Olinda HS     | Hal Akins           |       |
| Fri                                      | 11-Oct | 1974 | L   | 6   | Brea - Olinda          | N |      | 17  | Guyer Field            | Dennis Haryung      |       |
| Fri                                      | 10-Oct | 1975 | L   | 7   | @ Brea - Olinda        | N |      | 14  | @ Brea - Olinda HS     | Dennis Haryung      |       |
| Fri                                      | 17-Sep | 1976 | L   | 25  | Brea - Olinda          | N |      | 0   | FL Guyer Field         | Dennis Haryung      |       |
| Fri                                      | 16-Sep | 1977 | W   | 9   | @ Brea - Olinda        | N |      | 6   | @ Brea - Olinda HS     | Dennis Haryung      |       |
| 44 Games:                                |        |      |     | 601 | <b>W 16, L 26, T 2</b> |   |      | 655 |                        |                     |       |
| <b>Buena Park Coyotes</b>                |        |      |     |     |                        |   |      |     |                        |                     |       |
| Fri                                      | 01-Nov | 1957 | W   | 21  | Buena Park             | N | *    | 13  | Laguna Beach HS Field  | LaVern Dugger       |       |
| Fri                                      | 10-Oct | 1958 | W   | 27  | @ Buena Park           | N |      | 13  | @ La Habra HS          | LaVern Dugger       |       |
| Fri                                      | 09-Oct | 1959 | L   | 6   | Buena Park             | N |      | 7   | Laguna Beach HS Field  | LaVern Dugger       |       |
| Sa                                       | 08-Sep | 1984 | L   | 0   | @ Buena Park           | N |      | 14  | @ Buena Park HS        | Dennis Haryung      |       |
| Sa                                       | 14-Sep | 1985 | L   | 33  | Buena Park             | N |      | 24  | FL Guyer Field         | Cedrick Hardman     |       |
| 5 Games:                                 |        |      |     | 87  | <b>W 2, L 3</b>        |   |      | 71  |                        |                     |       |
| <b>California Condors</b>                |        |      |     |     |                        |   |      |     |                        |                     |       |
| Fri                                      | 09-Sep | 1983 | W   | 14  | California             | N |      | 13  | Guyer Field            | Dennis Haryung      |       |
| 1 Game                                   |        |      |     |     | <b>W 1, L 0</b>        |   |      |     |                        |                     |       |
| <b>Calvary Chapel (Santa Ana) Eagles</b> |        |      |     |     |                        |   |      |     |                        |                     |       |
| Fri                                      | 01-Oct | 1993 | L   | 17  | Calvary Chapel / SA    | N |      | 35  | Guyer Field            | Mike Roche          |       |
| Sa                                       | 02-Oct | 1994 | L   | 21  | @ Calvary Chapel / SA  | N |      | 28  | @ Newport Harbor HS    | Mike Roche          |       |
| Fri                                      | 29-Sep | 1995 | L   | 7   | Calvary Chapel / SA    | N |      | 14  | Guyer Field            | Mike Roche          |       |
| Sa                                       | 05-Oct | 1996 | T   | 7   | @ Calvary Chapel / SA  | N |      | 7   | @ Orange Coast College | Dave Holland        |       |
| Fri                                      | 03-Oct | 1997 | L   | 13  | Calvary Chapel / SA    | N |      | 50  | Guyer Field            | Dave Holland        |       |
| Sa                                       | 19-Sep | 1998 | L   | 13  | @ Calvary Chapel / SA  | N |      | 24  | @ Westminster HS       | Dave Holland        |       |
| Fri                                      | 17-Sep | 1999 | W   | 15  | Calvary Chapel / SA    | N |      | 0   | Guyer Field            | Dave Holland        |       |
| Sa                                       | 16-Sep | 2000 | L   | 6   | @ Calvary Chapel / SA  | N |      | 21  | @ Westminster HS       | Dave Holland        |       |
| Sa                                       | 19-Oct | 2002 | L   | 40  | @ Calvary Chapel / SA  | N | *    | 41  | @ Westminster HS       | Dave Holland        |       |
| Fri                                      | 14-Nov | 2003 | T   | 14  | Calvary Chapel / SA    | N | *    | 14  | Guyer Field            | Dave Holland        |       |
| Thu                                      | 4-Nov  | 2004 | L   | 6   | @ Calvary Chapel / SA  | N | *    | 27  | @ Westminster HS       | Jimmy Nolan         |       |
| Thu                                      | 10-Nov | 2005 | W   | 24  | Calvary Chapel / SA    | N | *    | 7   | Guyer Field            | Jimmy Nolan         |       |
| Thu                                      | 26-Oct | 2006 | W   | 28  | @ Calvary Chapel / SA  | N | *    | 7   | @ Orange Coast College | Jimmy Nolan         |       |
| Fri                                      | 2-Nov  | 2007 | L   | 12  | Calvary Chapel / SA    | N | *    | 23  | Guyer Field            | Jonathan Todd       |       |
| Thu                                      | 23-Oct | 2008 | W   | 34  | @ Calvary Chapel / SA  | N | *    | 12  | @ Orange Coast College | Jonathan Todd       |       |
| Fri                                      | 23-Oct | 2009 | W   | 56  | Calvary Chapel / SA    | N | *    | 24  | Guyer Field            | Jonathan Todd       |       |
| Fri                                      | 22-Oct | 2010 | L   | 27  | Calvary Chapel / SA    | N | *    | 42  | Guyer Field            | Jonathan Todd       |       |
| Day                                      | Date   | Year | W/L | PF  | Opponent               | N | Conf | PA  | F                      | Site                | Coach |

|           |        |      |   |     |                        |     |     |                               |                   |
|-----------|--------|------|---|-----|------------------------|-----|-----|-------------------------------|-------------------|
| Thu       | 20-Oct | 2011 | W | 48  | @ Calvary Chapel / SA  | N * | 13  | @ Scott Field, Estancia HS    | Michael Churchill |
| Fri       | 19-Oct | 2012 | W | 56  | Calvary Chapel / SA    | N * | 13  | HC Guyer Field                | Michael Churchill |
| Thu       | 24-Oct | 2013 | L | 56  | @ Calvary Chapel / SA  | N * | 62  | OT @ Scott Field, Estancia HS | Corey Brown       |
| Fri       | 31-Oct | 2014 | L | 28  | Calvary Chapel / SA    | N * | 35  | Guyer Field                   | Corey Brown       |
| Fri       | 30-Oct | 2015 | L | 0   | @ Calvary Chapel / SA  | N * | 40  | @ Ocean View HS               | Ted Clarke        |
| Fri       | 4-Nov  | 2016 | W | 39  | Calvary Chapel / SA    | N * | 14  | Guyer Field                   | John Shanahan     |
| Thu       | 2-Nov  | 2017 | W | 37  | @ Calvary Chapel / SA  | N * | 14  | @ Orange Coast College        | John Shanahan     |
| Fri       | 24-Sep | 2021 | W | 42  | Calvary Chapel / SA    | N   | 7   | Guyer Field                   | John Shanahan     |
| 25 Games: |        |      |   | 646 | <b>W 10, L 13, T 2</b> |     | 574 |                               |                   |

**Canyon Comanches**

|          |        |      |   |    |                 |   |    |                |                |
|----------|--------|------|---|----|-----------------|---|----|----------------|----------------|
| Sa       | 05-Oct | 1974 | L | 6  | @ Canyon        | N | 26 | @ El Modena HS | Dennis Haryung |
| Fri      | 03-Oct | 1975 | L | 7  | Canyon          | N | 13 | Guyer Field    | Dennis Haryung |
| 2 Games: |        |      |   | 13 | <b>W 0, L 2</b> |   | 39 |                |                |

**Capistrano Cougars**

|           |        |      |   |     |                       |     |     |                       |                      |
|-----------|--------|------|---|-----|-----------------------|-----|-----|-----------------------|----------------------|
| Fri       | 25-Oct | 1935 | L | 7   | Capistrano            | *   | 13  | Laguna Beach HS Field | Maurice "Red" Guyer  |
| Fri       | 16-Oct | 1936 | W | 20  | @ Capistrano          | *   | 7   | @ Capistrano HS       | Maurice "Red" Guyer  |
| Fri       | 22-Oct | 1937 | W | 32  | Capistrano            | *   | 0   | Laguna Beach HS Field | Maurice "Red" Guyer  |
| Fri       | 21-Oct | 1938 | W | 19  | @ Capistrano          | *   | 0   | @ Capistrano HS       | Maurice "Red" Guyer  |
| Fri       | 20-Oct | 1939 | W | 7   | Capistrano            | *   | 0   | Laguna Beach HS Field | Maurice "Red" Guyer  |
| Fri       | 29-Nov | 1940 | W | 47  | @ Capistrano          | *   | 13  | @ Capistrano HS       | Maurice "Red" Guyer  |
| Fri       | 24-Oct | 1941 | W | 6   | Capistrano            | *   | 0   | Laguna Beach HS Field | Howard "Bud" Langley |
| Fri       | 30-Oct | 1942 | W | 7   | @ Capistrano          |     | 0   | @ Capistrano HS       | Howard "Bud" Langley |
| Fri       | 22-Oct | 1943 | W | 25  | Capistrano            | *   | 0   | Laguna Beach HS Field | Howard "Bud" Langley |
| Wed       | 22-Nov | 1944 | W | 38  | Capistrano            | *   | 0   | Laguna Beach HS Field | Howard "Bud" Langley |
| Fri       | 16-Nov | 1945 | W | 70  | Capistrano            | *   | 0   | Laguna Beach HS Field | Howard "Bud" Langley |
| Fri       | 01-Nov | 1946 | W | 20  | @ Capistrano          | *   | 0   | @ Capistrano HS       | Maurice "Red" Guyer  |
| Fri       | 24-Oct | 1947 | W | 35  | Capistrano            | *   | 25  | Laguna Beach HS Field | Maurice "Red" Guyer  |
| Fri       | 22-Oct | 1948 | W | 14  | @ Capistrano          | *   | 12  | @ Capistrano HS       | Maurice "Red" Guyer  |
| Fri       | 18-Nov | 1949 | W | 19  | Capistrano            | *   | 0   | Laguna Beach HS Field | Maurice "Red" Guyer  |
| Fri       | 10-Nov | 1950 | W | 48  | @ Capistrano          | *   | 6   | @ Capistrano HS       | Maurice "Red" Guyer  |
| Fri       | 02-Nov | 1951 | W | 18  | Capistrano            | *   | 7   | Laguna Beach HS Field | Maurice "Red" Guyer  |
| Fri       | 24-Oct | 1952 | W | 26  | @ Capistrano          | *   | 6   | @ Capistrano HS       | Maurice "Red" Guyer  |
| Fri       | 23-Oct | 1953 | W | 34  | Capistrano            | *   | 0   | Laguna Beach HS Field | Maurice "Red" Guyer  |
| Fri       | 19-Nov | 1954 | W | 52  | @ Capistrano          | *   | 0   | @ Capistrano HS       | Maurice "Red" Guyer  |
| Fri       | 11-Nov | 1955 | W | 46  | Capistrano            | N * | 6   | Laguna Beach HS Field | Maurice "Red" Guyer  |
| Fri       | 02-Nov | 1956 | W | 33  | @ Capistrano          | *   | 6   | @ Capistrano HS       | Maurice "Red" Guyer  |
| Fri       | 04-Oct | 1957 | T | 6   | Capistrano            | N * | 6   | Laguna Beach HS Field | LaVern Dugger        |
| Fri       | 31-Oct | 1958 | W | 34  | @ Capistrano          | N * | 0   | @ Capistrano HS       | LaVern Dugger        |
| Fri       | 06-Nov | 1959 | W | 39  | Capistrano            | N * | 0   | Laguna Beach HS Field | LaVern Dugger        |
| Thu       | 10-Nov | 1960 | L | 6   | @ Capistrano          | N * | 19  | @ Capistrano HS       | LaVern Dugger        |
| Fri       | 17-Nov | 1961 | W | 33  | Capistrano            | N * | 6   | Laguna Beach HS Field | Hal Akins            |
| Fri       | 19-Oct | 1962 | W | 46  | @ Capistrano          | N * | 6   | @ Capistrano HS       | Hal Akins            |
| Fri       | 11-Oct | 1963 | W | 19  | Capistrano            | N * | 6   | Guyer Field           | Hal Akins            |
| 29 Games: |        |      |   | 806 | <b>W 26, L 2, T 1</b> |     | 144 |                       |                      |

**Capistrano Valley Cougars**

|     |        |      |     |    |                     |        |    |                        |                |
|-----|--------|------|-----|----|---------------------|--------|----|------------------------|----------------|
| Fri | 20-Oct | 1978 | L   | 17 | Capistrano Valley   | N *    | 24 | Guyer Field            | Walt Hamera    |
| Fri | 16-Nov | 1979 | L   | 23 | @ Capistrano Valley | N *    | 40 | @ Capistrano Valley HS | Walt Hamera    |
| Fri | 07-Nov | 1980 | W   | 7  | Capistrano Valley   | N *    | 6  | Guyer Field            | Walt Hamera    |
| Fri | 30-Oct | 1981 | L   | 13 | @ Capistrano Valley | N *    | 47 | @ Capistrano Valley HS | Walt Hamera    |
| Fri | 05-Nov | 1982 | L   | 0  | Capistrano Valley   | N *    | 28 | Guyer Field            | Dennis Haryung |
| Fri | 04-Nov | 1983 | L   | 6  | @ Capistrano Valley | N *    | 25 | @ Capistrano Valley HS | Dennis Haryung |
| Day | Date   | Year | W/L | PF | Opponent            | N Conf | PA | F Site                 | Coach          |

|          |       |      |   |    |                     |   |     |                        |               |
|----------|-------|------|---|----|---------------------|---|-----|------------------------|---------------|
| Fri      | 6-Oct | 2006 | L | 6  | Capistrano Valley   | N | 49  | Guyer Field            | Jimmy Nolan   |
| Fri      | 5-Oct | 2007 | L | 7  | @ Capistrano Valley | N | 33  | @ Capistrano Valley HS | Jonathan Todd |
| 8 Games: |       |      |   | 73 | <b>W 1, L 7</b>     |   | 252 |                        |               |

**Capistrano Valley Christian Eagles**

|          |        |      |   |     |                         |   |    |                   |               |
|----------|--------|------|---|-----|-------------------------|---|----|-------------------|---------------|
| Fri      | 09-Sep | 1998 | W | 24  | Capo Valley Christian   | N | 7  | Guyer Field       | Dave Holland  |
| Fri      | 24-Sep | 1999 | W | 31  | @ Capo Valley Christian | N | 10 | @ Guyer Field     | Dave Holland  |
| Fri      | 22-Sep | 2000 | W | 22  | Capo Valley Christian   | N | 7  | Guyer Field       | Dave Holland  |
| Fri      | 21-Sep | 2001 | W | 24  | @ Capo Valley Christian | N | 0  | @ Guyer Field     | Dave Holland  |
| Fri      | 9-Sep  | 2022 | W | 24  | @ Capo Valley Christian | N | 17 | @ Aliso Niguel HS | John Shanahan |
| 5 Games: |        |      |   | 125 | <b>W 5, L 0</b>         |   | 41 |                   |               |

**Centennial/Compton Apaches**

|        |       |      |   |    |                 |   |    |             |             |
|--------|-------|------|---|----|-----------------|---|----|-------------|-------------|
| Fri    | 2-Sep | 2005 | W | 40 | California      | N | 19 | Guyer Field | Jimmy Nolan |
| 1 Game |       |      |   |    | <b>W 1, L 0</b> |   |    |             |             |

**Century Centurions**

|          |        |      |   |    |                 |     |     |                  |             |
|----------|--------|------|---|----|-----------------|-----|-----|------------------|-------------|
| Thu      | 08-Nov | 1990 | L | 8  | Century         | N * | 15  | Guyer Field      | Lyman Olney |
| Sa       | 16-Nov | 1991 | L | 13 | @ Century       | *   | 30  | @ Santa Ana Bowl | Lyman Olney |
| Fri      | 30-Oct | 1992 | L | 0  | Century         | N * | 42  | Guyer Field      | Mike Barron |
| Sa       | 30-Oct | 1993 | L | 0  | @ Century       | *   | 31  | @ Santa Ana Bowl | Mike Roche  |
| 4 Games: |        |      |   | 21 | <b>W 0, L 4</b> |     | 118 |                  |             |

**Charter Oak Chargers**

|        |        |      |   |    |                 |   |    |             |               |
|--------|--------|------|---|----|-----------------|---|----|-------------|---------------|
| Fri    | 29-Sep | 2023 | W | 18 | Charter Oak     | N | 17 | Guyer Field | John Shanahan |
| 1 Game |        |      |   |    | <b>W 1, L 0</b> |   |    |             |               |

**Chino Cowboys**

|          |        |      |   |    |                 |     |    |                     |               |
|----------|--------|------|---|----|-----------------|-----|----|---------------------|---------------|
| Fri      | 5-Nov  | 2021 | W | 42 | Chino           | N # | 21 | Guyer Field         | John Shanahan |
| Fri      | 17-Aug | 2023 | W | 26 | @ Chino         | N   | 27 | @ Chino High School | John Shanahan |
| 2 Games: |        |      |   |    | <b>W 1, L 1</b> |     |    |                     |               |

**Chula Vista (San Diego) Barons**

|        |        |      |   |    |                    |     |   |               |                     |
|--------|--------|------|---|----|--------------------|-----|---|---------------|---------------------|
| Fri    | 21-Nov | 1952 | W | 19 | N Chula Vista (SD) | N # | 0 | N Coronado HS | Maurice "Red" Guyer |
| 1 Game |        |      |   |    | <b>W 1, L 0</b>    |     |   |               |                     |

**Claremont Wolfpack**

|        |        |      |   |   |                 |     |    |                |               |
|--------|--------|------|---|---|-----------------|-----|----|----------------|---------------|
| Fri    | 12-Nov | 2022 | 7 | 7 | @ Claremont     | N # | 38 | @ Claremint HS | John Shanahan |
| 1 Game |        |      |   |   | <b>W 0, L 1</b> |     |    |                |               |

**Coachella Arabs**

|        |        |      |   |    |                 |     |    |             |           |
|--------|--------|------|---|----|-----------------|-----|----|-------------|-----------|
| Fri    | 04-Dec | 1964 | L | 19 | Coachella       | N # | 20 | Guyer Field | Hal Akins |
| 1 Game |        |      |   |    | <b>W 0, L 1</b> |     |    |             |           |

**Colton Yellowjackets**

|        |        |      |   |   |                 |   |    |             |           |
|--------|--------|------|---|---|-----------------|---|----|-------------|-----------|
| Fri    | 09-Oct | 1970 | L | 0 | Colton          | N | 39 | Guyer Field | Hal Akins |
| 1 Game |        |      |   |   | <b>W 0, L 1</b> |   |    |             |           |

**Corona Panthers**

|          |        |      |   |    |                 |   |    |                       |                     |
|----------|--------|------|---|----|-----------------|---|----|-----------------------|---------------------|
| Fri      | 19-Nov | 1937 | W | 14 | Corona          |   | 12 | Laguna Beach HS Field | Maurice "Red" Guyer |
| Fri      | 07-Oct | 1938 | L | 0  | @ Corona        |   | 13 | @ Corona HS           | Maurice "Red" Guyer |
| Tue      | 26-Nov | 1946 | W | 15 | Corona          | # | 6  | Laguna Beach HS Field | Maurice "Red" Guyer |
| Fri      | 05-Oct | 1951 | W | 26 | Corona          |   | 6  | Laguna Beach HS Field | Maurice "Red" Guyer |
| Fri      | 03-Oct | 1952 | W | 21 | @ Corona        | N | 19 | @ Corona HS           | Maurice "Red" Guyer |
| 5 Games: |        |      |   | 76 | <b>W 4, L 1</b> |   | 56 |                       |                     |

| Day                             | Date   | Year | W/L | PF  | Opponent         | N | Conf | PA | F  | Site                   | Coach             |
|---------------------------------|--------|------|-----|-----|------------------|---|------|----|----|------------------------|-------------------|
| <b>Corona del Mar Sea Kings</b> |        |      |     |     |                  |   |      |    |    |                        |                   |
| Fri                             | 02-Nov | 1962 | W   | 31  | @ Corona del Mar | N | *    | 6  |    | @ Newport Harbor HS    | Hal Akins         |
| Fri                             | 25-Oct | 1963 | W   | 7   | Corona del Mar   | N | *    | 6  |    | Guyer Field            | Hal Akins         |
| Fri                             | 09-Oct | 1964 | W   | 13  | @ Corona del Mar | N |      | 6  |    | @ Newport Harbor HS    | Hal Akins         |
| Fri                             | 04-Nov | 1966 | L   | 7   | Corona del Mar   | N | *    | 20 |    | Guyer Field            | Hal Akins         |
| Fri                             | 29-Oct | 1976 | L   | 9   | Corona del Mar   | N | *    | 7  | FL | Guyer Field            | Dennis Haryung    |
| Thu                             | 20-Oct | 1977 | L   | 20  | @ Corona del Mar | N | *    | 22 |    | @ Newport Harbor HS    | Dennis Haryung    |
| Fri                             | 21-Nov | 1980 | L   | 6   | Corona del Mar   | N | #    | 22 |    | Guyer Field            | Walt Hamera       |
| Fri                             | 28-Sep | 1984 | L   | 7   | @ Corona del Mar | N | *    | 14 |    | @ Newport Harbor HS    | Dennis Haryung    |
| Fri                             | 08-Nov | 1985 | W   | 41  | Corona del Mar   | N | *    | 21 |    | Guyer Field            | Cedrick Hardman   |
| Thu                             | 14-Oct | 1999 | L   | 7   | @ Corona del Mar | N | *    | 28 |    | @ Newport Harbor HS    | Dave Holland      |
| Fri                             | 27-Oct | 2000 | L   | 7   | Corona del Mar   | N | *    | 27 | HC | Guyer Field            | Dave Holland      |
| Fri                             | 26-Oct | 2001 | L   | 14  | @ Corona del Mar | N | *    | 33 |    | @ Newport Harbor HS    | Dave Holland      |
| Fri                             | 25-Oct | 2002 | L   | 16  | Corona del Mar   | N | *    | 33 | HC | Guyer Field            | Dave Holland      |
| Thu                             | 16-Oct | 2003 | L   | 21  | @ Corona del Mar | N | *    | 36 |    | @ Orange Coast College | Dave Holland      |
| Fri                             | 12-Nov | 2004 | L   | 8   | Corona del Mar   | N | *    | 35 |    | Guyer Field            | Jimmy Nolan       |
| Thu                             | 20-Oct | 2005 | L   | 0   | @ Corona del Mar | N | *    | 27 |    | @ Newport Harbor HS    | Jimmy Nolan       |
| Fri                             | 1-Sep  | 2006 | L   | 7   | @ Corona del Mar | N |      | 34 |    | @ Newport Harbor HS    | Jimmy Nolan       |
| Fri                             | 31-Aug | 2007 | L   | 6   | Corona del Mar   | N |      | 26 |    | Guyer Field            | Jonathan Todd     |
| Fri                             | 12-Sep | 2008 | L   | 0   | @ Corona del Mar | N |      | 37 |    | @ Newport Harbor HS    | Jonathan Todd     |
| Fri                             | 28-Nov | 2008 | L   | 0   | Corona del Mar   | N | #    | 41 |    | Guyer Field            | Jonathan Todd     |
| Fri                             | 11-Sep | 2009 | L   | 34  | Corona del Mar   | N |      | 65 |    | Guyer Field            | Jonathan Todd     |
| Fri                             | 2-Dec  | 2011 | L   | 14  | Corona del Mar   | N | #    | 41 |    | Guyer Field            | Michael Churchill |
| 22 Games:                       |        |      |     | 275 | <b>W 4, L 18</b> |   | 587  |    |    |                        |                   |

**Coronado (San Diego) Islanders**

|           |        |      |   |     |                  |   |     |    |  |                       |                     |
|-----------|--------|------|---|-----|------------------|---|-----|----|--|-----------------------|---------------------|
| Fri       | 25-Sep | 1953 | W | 7   | Coronado         |   |     | 6  |  | Laguna Beach HS Field | Maurice "Red" Guyer |
| Fri       | 24-Sep | 1954 | W | 7   | @ Coronado       | N |     | 6  |  | @ Coronado HS         | Maurice "Red" Guyer |
| Fri       | 30-Sep | 1955 | W | 20  | Coronado         | N |     | 13 |  | Laguna Beach HS Field | Maurice "Red" Guyer |
| Fri       | 28-Sep | 1956 | W | 39  | @ Coronado       | N |     | 21 |  | @ Coronado HS         | Maurice "Red" Guyer |
| Fri       | 27-Sep | 1957 | L | 13  | Coronado         | N |     | 34 |  | Laguna Beach HS Field | LaVern Dugger       |
| Fri       | 03-Oct | 1958 | W | 20  | @ Coronado       | N |     | 0  |  | @ Coronado HS         | LaVern Dugger       |
| Fri       | 02-Oct | 1959 | L | 0   | Coronado         | N |     | 27 |  | Laguna Beach HS Field | LaVern Dugger       |
| Fri       | 30-Sep | 1960 | L | 6   | @ Coronado       | N |     | 14 |  | @ Coronado HS         | LaVern Dugger       |
| Fri       | 05-Oct | 1962 | L | 7   | Coronado (SD)    | N |     | 20 |  | Guyer Field           | Hal Akins           |
| Fri       | 20-Sep | 1963 | L | 6   | @ Coronado (SD)  | N |     | 7  |  | @ Coronado HS         | Hal Akins           |
| Fri       | 24-Sep | 1965 | W | 39  | Coronado (SD)    | N |     | 0  |  | Guyer Field           | Hal Akins           |
| Fri       | 05-Oct | 1990 | W | 32  | @ Coronado (SD)  | N |     | 7  |  | @ Coronado HS         | Lyman Olney         |
| Fri       | 11-Oct | 1991 | L | 14  | Coronado (SD)    | N |     | 17 |  | Guyer Field           | Lyman Olney         |
| Fri       | 09-Oct | 1992 | L | 21  | @ Coronado (SD)  | N |     | 22 |  | @ Coronado HS         | Mike Barron         |
| Fri       | 08-Oct | 1993 | L | 14  | Coronado (SD)    | N |     | 21 |  | Guyer Field           | Mike Roche          |
| Fri       | 07-Oct | 1994 | L | 34  | @ Coronado (SD)  | N |     | 39 |  | @ Coronado HS         | Mike Roche          |
| Fri       | 8-Oct  | 1999 | L | 7   | @ Coronado (SD)  | N |     | 35 |  | @ Neidermeyer Field   | Dave Holland        |
| Fri       | 5-Sep  | 2008 | L | 0   | @ Coronado (SD)  | N |     | 34 |  | @ Neidermeyer Field   | Jonathan Todd       |
| Fri       | 18-Sep | 2009 | L | 20  | Coronado (SD)    | N |     | 69 |  | Guyer Field           | Jonathan Todd       |
| 19 Games: |        |      |   | 306 | <b>W 7, L 12</b> |   | 392 |    |  |                       |                     |

**Costa Mesa Mustangs**

|     |        |      |     |    |              |   |      |    |    |                       |                |
|-----|--------|------|-----|----|--------------|---|------|----|----|-----------------------|----------------|
| Fri | 21-Oct | 1960 | W   | 14 | Costa Mesa   | N | *    | 6  |    | Laguna Beach HS Field | LaVern Dugger  |
| Fri | 21-Oct | 1966 | W   | 34 | Costa Mesa   | N | *    | 6  |    | Guyer Field           | Hal Akins      |
| Fri | 01-Oct | 1976 | L   | 13 | Costa Mesa   | N | *    | 6  | FL | Guyer Field           | Dennis Haryung |
| Fri | 04-Nov | 1977 | L   | 10 | @ Costa Mesa | N | *    | 34 |    | @ Newport Harbor HS   | Dennis Haryung |
| Day | Date   | Year | W/L | PF | Opponent     | N | Conf | PA | F  | Site                  | Coach          |

|     |        |      |   |           |              |                  |       |    |                         |                   |
|-----|--------|------|---|-----------|--------------|------------------|-------|----|-------------------------|-------------------|
| Fri | 05-Oct | 1984 | W | 14        | Costa Mesa   | N *              | 10    |    | Guyer Field             | Lyman Olney       |
| Fri | 04-Oct | 1985 | L | 24        | @ Costa Mesa | N *              | 7     | FL | @ Newport Harbor HS     | Lyman Olney       |
| Fri | 24-Oct | 1986 | L | 18        | Costa Mesa   | N *              | 49    |    | Guyer Field             | Lyman Olney       |
| Fri | 16-Oct | 1987 | W | 10        | @ Costa Mesa | N *              | 7     |    | @ Newport Harbor HS     | Lyman Olney       |
| Thu | 10-Nov | 1988 | L | 0         | Costa Mesa   | N *              | 28    |    | Guyer Field             | Lyman Olney       |
| Fri | 03-Nov | 1989 | W | 23        | @ Costa Mesa | N *              | 13    |    | @ Orange Coast College  | Lyman Olney       |
| Fri | 26-Oct | 1990 | L | 14        | Costa Mesa   | N *              | 51    |    | Guyer Field             | Lyman Olney       |
| Fri | 01-Nov | 1991 | L | 0         | @ Costa Mesa | N *              | 38    |    | @ Newport Harbor HS     | Lyman Olney       |
| Fri | 16-Oct | 1992 | L | 19        | Costa Mesa   | N *              | 65    |    | Guyer Field             | Mike Barron       |
| Thu | 14-Oct | 1993 | L | 20        | @ Costa Mesa | N *              | 58    |    | @ Newport Harbor HS     | Mike Roche        |
| Fri | 14-Oct | 1994 | L | 14        | Costa Mesa   | N *              | 56    |    | Guyer Field             | Mike Roche        |
| Fri | 13-Oct | 1995 | L | 3         | @ Costa Mesa | N *              | 15    |    | @ Newport Harbor HS     | Mike Roche        |
| Fri | 15-Nov | 1996 | L | 7         | Costa Mesa   | N *              | 47    |    | Guyer Field             | Dave Holland      |
| Thu | 13-Nov | 1997 | L | 0         | @ Costa Mesa | N *              | 51    |    | @ Newport Harbor HS     | Dave Holland      |
| Fri | 06-Nov | 1998 | L | 13        | Costa Mesa   | N *              | 35    |    | Guyer Field             | Dave Holland      |
| Fri | 5-Nov  | 1999 | L | 29        | Costa Mesa   | N *              | 35    |    | Guyer Field             | Dave Holland      |
| Thu | 19-Oct | 2000 | L | 14        | @ Costa Mesa | N *              | 17    |    | @ Orange Coast College  | Dave Holland      |
| Fri | 19-Oct | 2001 | L | 14        | Costa Mesa   | N *              | 22    | HC | Guyer Field             | Dave Holland      |
| Thu | 26-Sep | 2002 | W | 14        | @ Costa Mesa | N                | 7     |    | @ Newport Harbor HS     | Dave Holland      |
| Fri | 26-Sep | 2003 | L | 13        | Costa Mesa   | N                | 41    |    | Guyer Field             | Dave Holland      |
| Sa  | 25-Sep | 2004 | L | 10        | @ Costa Mesa | N                | 9     | FL | @ Newport Harbor HS     | Jimmy Nolan       |
| Fri | 23-Sep | 2005 | W | 31        | Costa Mesa   | N                | 9     |    | Guyer Field             | Jimmy Nolan       |
| Thu | 9-Nov  | 2006 | W | 22        | @ Costa Mesa | N *              | 7     |    | @ Newport Harbor HS     | Jimmy Nolan       |
| Mon | 29-Oct | 2007 | L | 6         | Costa Mesa   | N *              | 8     |    | Guyer Field             | Jonathan Todd     |
| Fri | 14-Nov | 2008 | L | 30        | @ Costa Mesa | N *              | 38    |    | @ Scott Field, Estancia | Jonathan Todd     |
| Fri | 13-Nov | 2009 | W | 49        | Costa Mesa   | N *              | 34    |    | Guyler Field            | Jonathan Todd     |
| Fri | 5-Nov  | 2010 | W | 21        | @ Costa Mesa | N *              | 14    |    | @ Scott Field, Estancia | Jonathan Todd     |
| Fri | 4-Nov  | 2011 | L | 47        | Costa Mesa   | N *              | 63    |    | Guyer Field             | Michael Churchill |
| Fri | 1-Nov  | 2012 | W | 45        | @ Costa Mesa | N *              | 28    |    | @ Scott Field, Estancia | Michael Churchill |
| Fri | 8-Nov  | 2013 | L | 30        | Costa Mesa   | N *              | 56    |    | Guyer Field             | Corey Brown       |
| Fri | 10-Oct | 2014 | L | 0         | @ Costa Mesa | N *              | 48    |    | @ Scott Field, Estancia | Corey Brown       |
| Fri | 9-Oct  | 2015 | L | 9         | Costa Mesa   | N *              | 14    |    | Guyer Field             | Ted Clarke        |
| Fri | 14-Oct | 2016 | W | 43        | @ Costa Mesa | N *              | 9     |    | @ Mustang Field         | John Shanahan     |
| Fri | 13-Oct | 2017 | W | 35        | Costa Mesa   | N *              | 23    |    | Guyer Field             | John Shanahan     |
| Fri | 20-Aug | 2021 | W | 54        | Costa Mesa   | N *              | 13    |    | Guyer Field             | John Shanahan     |
|     |        |      |   | 39 Games: | 756          | <b>W14, L 25</b> | 1,077 |    |                         |                   |

**Crean Lutheran Saints**

|     |        |      |   |          |                  |                 |    |  |                     |               |
|-----|--------|------|---|----------|------------------|-----------------|----|--|---------------------|---------------|
| Fri | 17-Sep | 2021 | W | 48       | Cypress          | N               | 26 |  | Guyer Field         | John Shanahan |
| Fri | 16-Sep | 2022 | L | 27       | @ Crean Lutheran | N               | 35 |  | @ Crean Lutheran HS | John Shanahan |
|     |        |      |   | 2 Games: | 75               | <b>W 1, L 1</b> | 61 |  |                     |               |

**Cypress Centurions**

|     |        |      |   |          |           |                 |    |  |              |                |
|-----|--------|------|---|----------|-----------|-----------------|----|--|--------------|----------------|
| Fri | 21-Sep | 1973 | W | 25       | Cypress   | N               | 6  |  | Guyer Field  | Hal Akins      |
| Sa  | 21-Sep | 1974 | W | 26       | @ Cypress |                 | 6  |  | @ Western HS | Dennis Haryung |
|     |        |      |   | 2 Games: | 51        | <b>W 2, L 0</b> | 12 |  |              |                |

**Dana Hills Dolphins**

|     |        |      |     |    |              |        |    |   |                   |                |
|-----|--------|------|-----|----|--------------|--------|----|---|-------------------|----------------|
| Fri | 17-Nov | 1972 | W   | 42 | Dana Hills   | N *    | 13 |   | Guyer Field       | Hal Akins      |
| Fri | 16-Nov | 1973 | L   | 0  | @ Dana Hills | N *    | 21 |   | @ San Clemente HS | Hal Akins      |
| Fri | 25-Oct | 1974 | L   | 8  | @ Dana Hills | N *    | 13 |   | @ San Clemente HS | Dennis Haryung |
| Fri | 17-Oct | 1975 | L   | 7  | Dana Hills   | N *    | 19 |   | Guyer Field       | Dennis Haryung |
| Day | Date   | Year | W/L | PF | Opponent     | N Conf | PA | F | Site              | Coach          |

|           |        |      |   |     |                        |     |     |                   |                 |
|-----------|--------|------|---|-----|------------------------|-----|-----|-------------------|-----------------|
| Fri       | 05-Nov | 1976 | L | 0   | @ Dana Hills           | N * | 7   | @ San Clemente HS | Dennis Haryung  |
| Fri       | 28-Oct | 1977 | W | 49  | Dana Hills             | N * | 20  | Guyer Field       | Dennis Haryung  |
| Thu       | 09-Nov | 1978 | W | 24  | @ Dana Hills           | N * | 0   | @ San Clemente HS | Walt Hamera     |
| Fri       | 02-Nov | 1979 | W | 16  | Dana Hills             | N * | 6   | Guyer Field       | Walt Hamera     |
| Sa        | 25-Oct | 1980 | W | 27  | @ Dana Hills           | *   | 14  | @ Dana Hills HS   | Walt Hamera     |
| Fri       | 16-Oct | 1981 | W | 21  | Dana Hills             | N * | 6   | Guyer Field       | Walt Hamera     |
| Sa        | 09-Oct | 1982 | W | 21  | @ Dana Hills           | *   | 13  | @ Dana Hills HS   | Dennis Haryung  |
| Fri       | 07-Oct | 1983 | L | 7   | Dana Hills             | N * | 13  | Guyer Field       | Dennis Haryung  |
| Fri       | 21-Sep | 1984 | W | 7   | Dana Hills             | N   | 6   | Guyer Field       | Dennis Haryung  |
| Fri       | 27-Sep | 1985 | L | 20  | @ Dana Hills           | N   | 46  | @ Dana Hills HS   | Cedrick Hardman |
| Fri       | 26-Sep | 1986 | W | 14  | Dana Hills             | N   | 6   | Guyer Field       | Cedrick Hardman |
| Fri       | 25-Sep | 1987 | L | 17  | @ Dana Hills           | N   | 31  | @ Dana Hills HS   | Lyman Olney     |
| Fri       | 23-Sep | 1988 | T | 3   | Dana Hills             | N   | 3   | Guyer Field       | Lyman Olney     |
| Fri       | 22-Sep | 1989 | L | 6   | @ Dana Hills           | N   | 31  | @ Dana Hills HS   | Lyman Olney     |
| Fri       | 7-Sep  | 2018 | W | 34  | Dana Hills             | N   | 8   | Guyer Field       | John Shanahan   |
| Fri       | 13-Sep | 2019 | L | 7   | @ Dana Hills           | N   | 10  | @ Dana Hills HS   | John Shanahan   |
| Fri       | 27-Aug | 2021 | L | 7   | @ Dana Hills           | N   | 35  | @ Dana Hills HS   | John Shanahan   |
| Fri       | 26-Aug | 2022 | L | 24  | Dana Hills             | N   | 28  | Guyler Field      | John Shanahan   |
| Fri       | 25-Aug | 2023 | W | 24  | Dana Hills             | N   | 10  | @ Dana Hills HS   | John Shanahan   |
| Fri       | 25-Oct | 2024 | W | 35  | Dana Hills             | N * | 32  | HC Guyer Field    | John Shanahan   |
| 24 Games: |        |      |   | 420 | <b>W 12, L 11, T 1</b> |     | 391 |                   |                 |

**Diamond Bar Brahmas**

|        |        |      |   |    |                 |     |    |                  |               |
|--------|--------|------|---|----|-----------------|-----|----|------------------|---------------|
| Sa     | 26-Nov | 2022 | W | 36 | @ Diamond Bar   | N # | 28 | @ Diamond Bar HS | John Shanahan |
| 1 Game |        |      |   |    | <b>W 1, L 0</b> |     |    |                  |               |

**Don Bosco Tech Tigers**

|        |        |      |   |    |                 |   |   |                       |               |
|--------|--------|------|---|----|-----------------|---|---|-----------------------|---------------|
| Fri    | 17-Oct | 1958 | W | 28 | Don Bosco Tech  | N | 7 | Laguna Beach HS Field | LaVern Dugger |
| 1 Game |        |      |   |    | <b>W 1, L 0</b> |   |   |                       |               |

**Duarte Falcons**

|        |        |      |   |    |                 |     |    |             |               |
|--------|--------|------|---|----|-----------------|-----|----|-------------|---------------|
| Fri    | 11-Nov | 2016 | W | 26 | Duarte          | N # | 21 | @ Duarte HS | John Shanahan |
| 1 Game |        |      |   |    | <b>W 1, L 0</b> |     |    |             |               |

**El Dorado Golden Hawks**

|          |        |      |   |     |                 |     |     |               |               |
|----------|--------|------|---|-----|-----------------|-----|-----|---------------|---------------|
| Fri      | 13-Nov | 1970 | W | 25  | El Dorado       | N * | 18  | Guyer Field   | Hal Akins     |
| Fri      | 19-Nov | 1971 | L | 7   | @ El Dorado     | N * | 28  | @ Valencia HS | Hal Akins     |
| Fri      | 06-Oct | 1972 | W | 34  | El Dorado       | N * | 32  | Guyer Field   | Hal Akins     |
| Fri      | 26-Oct | 1973 | L | 16  | @ El Dorado     | N * | 27  | @ Valencia HS | Hal Akins     |
| Fri      | 3-Nov  | 2023 | L | 7   | El Dorado       | N # | 21  | Guyer Field   | John Shanahan |
| Fri      | 20-Sep | 202W | W | 40  | El Dorado       | N   | 0   | Guyer Field   | John Shanahan |
| 6 Games: |        |      |   | 129 | <b>W 3, L 3</b> |     | 126 |               |               |

**El Modena Vanguards**

|          |        |      |   |    |                 |     |    |                  |           |
|----------|--------|------|---|----|-----------------|-----|----|------------------|-----------|
| Fri      | 13-Oct | 1967 | W | 35 | El Modena       | N * | 28 | Guyer Field      | Hal Akins |
| Thu      | 03-Oct | 1968 | W | 28 | @ El Modena     | N * | 0  | @ Santa Ana Bowl | Hal Akins |
| Fri      | 14-Nov | 1969 | L | 0  | El Modena       | N * | 12 | Guyer Field      | Hal Akins |
| 3 Games: |        |      |   | 63 | <b>W 2, L 1</b> |     | 40 |                  |           |

**El Segundo Eagles**

|     |        |      |     |    |              |        |    |                       |                     |
|-----|--------|------|-----|----|--------------|--------|----|-----------------------|---------------------|
| Sa  | 09-Oct | 1937 | W   | 13 | El Segundo   |        | 0  | Laguna Beach HS Field | Maurice "Red" Guyer |
| Wed | 23-Nov | 1938 | L   | 0  | @ El Segundo |        | 6  | @ El Segundo HS       | Maurice "Red" Guyer |
| Sa  | 14-Oct | 1939 | W   | 13 | El Segundo   |        | 6  | Laguna Beach HS Field | Maurice "Red" Guyer |
| Sa  | 19-Oct | 1940 | L   | 6  | @ El Segundo |        | 7  | @ El Segundo HS       | Maurice "Red" Guyer |
| Sa  | 18-Oct | 1941 | W   | 12 | El Segundo   |        | 7  | Laguna Beach HS Field | Maurice "Red" Guyer |
| Day | Date   | Year | W/L | PF | Opponent     | N Conf | PA | F Site                | Coach               |

|     |        |      |           |     |                  |   |     |                       |                     |
|-----|--------|------|-----------|-----|------------------|---|-----|-----------------------|---------------------|
| Fri | 07-Oct | 1955 | L         | 14  | El Segundo       | N | 35  | Laguna Beach HS Field | Maurice "Red" Guyer |
| Fri | 12-Sep | 1986 | W         | 21  | @ El Segundo     | N | 7   | @ El Segundo HS       | Cedrick Hardman     |
| Fri | 11-Sep | 1987 | W         | 26  | El Segundo       | N | 14  | Guyer Field           | Lyman Olney         |
| Fri | 14-Sep | 1990 | L         | 6   | El Segundo       | N | 15  | Guyer Field           | Lyman Olney         |
| Fri | 20-Sep | 1991 | L         | 13  | @ El Segundo     | N | 31  | @ El Segundo HS       | Lyman Olney         |
| Fri | 18-Sep | 1992 | L         | 31  | El Segundo       | N | 34  | Guyer Field           | Mike Barron         |
| Fri | 17-Sep | 1993 | L         | 10  | @ El Segundo     | N | 34  | @ El Segundo HS       | Mike Roche          |
| Fri | 16-Sep | 1994 | W         | 7   | El Segundo       | N | 0   | Guyer Field           | Mike Roche          |
| Fri | 15-Sep | 1995 | L         | 7   | @ El Segundo     | N | 14  | @ El Segundo HS       | Mike Roche          |
| Fri | 20-Sep | 1996 | L         | 7   | El Segundo       | N | 21  | Guyer Field           | Dave Holland        |
| Fri | 19-Sep | 1997 | L         | 0   | @ El Segundo     | N | 42  | @ El Segundo HS       | Dave Holland        |
| Fri | 4-Oct  | 2002 | L         | 14  | El Segundo       | N | 41  | Guyer Field           | Dave Holland        |
|     |        |      | 17 Games: | 200 | <b>W 6, L 10</b> |   | 314 |                       |                     |

**El Toro Chargers**

|     |        |      |          |    |                 |     |    |                       |                |
|-----|--------|------|----------|----|-----------------|-----|----|-----------------------|----------------|
| Thu | 07-Nov | 1974 | L        | 8  | @ El Toro       | N * | 14 | @ Mission Viejo HS    | Dennis Haryung |
| Fri | 31-Oct | 1975 | L        | 13 | El Toro         | N * | 14 | Guyer Field           | Dennis Haryung |
| Fri | 08-Oct | 1976 | L        | 7  | @ El Toro       | N * | 0  | FL @ Mission Viejo HS | Dennis Haryung |
| Fri | 30-Sep | 1977 | L        | 7  | El Toro         | N * | 17 | Guyer Field           | Dennis Haryung |
| Fri | 22-Sep | 1978 | L        | 0  | El Toro         | N   | 21 | Guyer Field           | Walt Hamera    |
|     |        |      | 5 Games: | 35 | <b>W 0, L 5</b> |     | 66 |                       |                |

**Elsinore Tigers**

|     |        |      |           |     |                 |     |     |                       |                     |
|-----|--------|------|-----------|-----|-----------------|-----|-----|-----------------------|---------------------|
| Fri | 23-Sep | 1949 | W         | 29  | Elsinore        |     | 12  | Laguna Beach HS Field | Maurice "Red" Guyer |
| Fri | 22-Sep | 1950 | W         | 20  | @ Elsinore      | N   | 0   | @ Elsinore HS         | Maurice "Red" Guyer |
| Fri | 28-Sep | 1951 | W         | 7   | Elsinore        |     | 6   | Laguna Beach HS Field | Maurice "Red" Guyer |
| Fri | 26-Sep | 1952 | W         | 13  | @ Elsinore      | N   | 6   | @ Elsinore HS         | Maurice "Red" Guyer |
| Fri | 26-Sep | 1980 | W         | 30  | Elsinore        | N   | 7   | Guyer Field           | Walt Hamera         |
| Fri | 25-Sep | 1981 | L         | 14  | @ Elsinore      | N   | 16  | @ Elsinore HS         | Walt Hamera         |
| Fri | 24-Sep | 1982 | W         | 7   | Elsinore        | N   | 6   | Guyer Field           | Dennis Haryung      |
| Fri | 23-Sep | 1983 | L         | 6   | @ Elsinore      | N   | 27  | @ Elsinore HS         | Dennis Haryung      |
| Fri | 14-Sep | 1984 | L         | 6   | Elsinore        | N   | 29  | Guyer Field           | Dennis Haryung      |
| Fri | 20-Sep | 1985 | L         | 17  | @ Elsinore      | N   | 14  | FL @ Elsinore HS      | Cedrick Hardman     |
| Fri | 20-Nov | 1987 | W         | 28  | Elsinore        | N # | 21  | Guyer Field           | Lyman Olney         |
|     |        |      | 11 Games: | 177 | <b>W 7, L 4</b> |     | 144 |                       |                     |

**Elsinore Navy & Military Academy**

|     |        |      |          |    |                      |  |   |                       |                      |
|-----|--------|------|----------|----|----------------------|--|---|-----------------------|----------------------|
| Fri | 02-Oct | 1936 | W        | 47 | Elsinore N & M       |  | 7 | Laguna Beach HS Field | Maurice "Red" Guyer  |
| Fri | 16-Oct | 1942 | T        | 0  | Elsinore N & M       |  | 0 | Laguna Beach HS Field | Howard "Bud" Langley |
| Fri | 15-Oct | 1943 | W        | 33 | Elsinore N & M       |  | 0 | Laguna Beach HS Field | Howard "Bud" Langley |
|     |        |      | 3 Games: | 80 | <b>W 2, L 0, T 1</b> |  | 7 |                       |                      |

**Estancia Eagles**

|     |        |      |     |    |            |        |    |                        |                 |
|-----|--------|------|-----|----|------------|--------|----|------------------------|-----------------|
| Fri | 07-Oct | 1966 | W   | 27 | @ Estancia | N *    | 6  | @ Newport Harbor HS    | Hal Akins       |
| Fri | 02-Nov | 1984 | L   | 16 | Estancia   | N *    | 39 | Guyer Field            | Dennis Haryung  |
| Fri | 01-Nov | 1985 | W   | 21 | @ Estancia | N *    | 17 | @ Newport Harbor HS    | Cedrick Hardman |
| Fri | 30-Sep | 1988 | L   | 7  | @ Estancia | N      | 35 | @ Orange Coast College | Lyman Olney     |
| Fri | 29-Sep | 1989 | L   | 0  | Estancia   | N      | 40 | Guyer Field            | Lyman Olney     |
| Fri | 19-Oct | 1990 | L   | 20 | Estancia   | N *    | 21 | Guyer Field            | Lyman Olney     |
| Thu | 24-Oct | 1991 | L   | 0  | @ Estancia | N *    | 30 | @ Newport Harbor HS    | Lyman Olney     |
| Fri | 23-Oct | 1992 | L   | 12 | Estancia   | N *    | 36 | Guyer Field            | Mike Barron     |
| Thu | 21-Oct | 1993 | W   | 28 | @ Estancia | N *    | 27 | @ Newport Harbor HS    | Mike Roche      |
| Thu | 10-Nov | 1994 | W   | 22 | Estancia   | N *    | 20 | Guyer Field            | Mike Roche      |
| Fri | 10-Nov | 1995 | W   | 0  | @ Estancia | N *    | 47 | FW @ Newport Harbor HS | Mike Roche      |
| Fri | 08-Nov | 1996 | L   | 6  | Estancia   | N *    | 49 | Guyer Field            | Dave Holland    |
| Thu | 06-Nov | 1997 | L   | 15 | @ Estancia | N *    | 57 | @ Newport Harbor HS    | Dave Holland    |
| Day | Date   | Year | W/L | PF | Opponent   | N Conf | PA | F Site                 | Coach           |

|           |        |      |   |     |                  |     |     |                           |                   |
|-----------|--------|------|---|-----|------------------|-----|-----|---------------------------|-------------------|
| Fri       | 30-Oct | 1998 | W | 17  | Estancia         | N * | 10  | Guyer Field               | Dave Holland      |
| Fri       | 22-Oct | 1999 | L | 14  | @ Estancia       | N * | 20  | @ Orange Coast College    | Dave Holland      |
| Thu       | 9-Nov  | 2000 | L | 23  | Estancia         | N * | 62  | Guyer Field               | Dave Holland      |
| Fri       | 9-Nov  | 2001 | W | 17  | @ Estancia       | N * | 6   | @ Newport Harbor HS       | Dave Holland      |
| Fri       | 3-Nov  | 2006 | W | 21  | Estancia         | N * | 14  | HC Guyer Field            | Jimmy Nolan       |
| Fri       | 9-Nov  | 2007 | W | 17  | @ Estancia       | N * | 13  | @ Newport Harbor HS       | Jonathan Todd     |
| Fri       | 7-Nov  | 2008 | W | 24  | Estancia         | N * | 10  | HC Guyer Field            | Jonathan Todd     |
| Fri       | 6-Nov  | 2009 | W | 27  | @ Estancia       | N * | 17  | @ Scott Field, Estancia   | Jonathan Todd     |
| Fri       | 15-Oct | 2010 | L | 10  | @ Estancia       | N * | 35  | @ Scott Field, Estancia   | Jonathan Todd     |
| Fri       | 14-Oct | 2011 | L | 14  | Estancia         | N * | 35  | HC Guyer Field            | Michael Churchill |
| Fri       | 12-Oct | 2012 | W | 48  | @ Estancia       | N * | 14  | @ Scott Field, Estancia H | Michael Churchill |
| Fri       | 18-Oct | 2013 | W | 59  | Estancia         | N * | 19  | Guyer Field               | Corey Brown       |
| Fri       | 24-Oct | 2014 | L | 6   | @ Estancia       | N * | 17  | @ Scott Field, Estancia   | Corey Brown       |
| Fri       | 23-Oct | 2015 | L | 14  | Estancia         | N * | 31  | HC Guyer Field            | Ted Clarke        |
| Thu       | 27-Oct | 2016 | W | 42  | @ Estancia       | N * | 21  | @ Scott Field, Estancia   | John Shanahan     |
| Fri       | 27-Oct | 2017 | W | 40  | Estancia         | N * | 21  | Guyer Field               | John Shanahan     |
| Fri       | 21-Sep | 2018 | W | 41  | @ Estancia       | N   | 19  | @ Scott Field, Estancia   | John Shanahan     |
| Fri       | 27-Sep | 2019 | W | 49  | Estancia         | N   | 3   | Guyer Field               | John Shanahan     |
| Fri       | 9-Apr  | 2021 | L | 10  | Estancia         | N   | 28  | Scott Field, Estancia     | John Shanahan     |
| 32 Games: |        |      |   | 667 | <b>W 17 L 15</b> |     | 815 |                           |                   |

**Fallbrook (San Diego) Warriors**

|          |        |      |   |    |                  |   |    |                       |                     |
|----------|--------|------|---|----|------------------|---|----|-----------------------|---------------------|
| Sa       | 22-Nov | 1947 | W | 20 | Fallbrook        | # | 6  | Laguna Beach HS Field | Maurice "Red" Guyer |
| Thu      | 24-Nov | 1949 | W | 32 | @ Fallbrook      | # | 6  | @ Fallbrook HS        | Maurice "Red" Guyer |
| Fri      | 28-Sep | 1962 | W | 12 | @ Fallbrook (SD) | N | 0  | @ Fallbrook HS        | Hal Akins           |
| Fri      | 27-Sep | 1963 | W | 32 | Fallbrook (SD)   | N | 0  | Guyer Field           | Hal Akins           |
| 4 Games: |        |      |   | 96 | <b>W 4, L 0</b>  |   | 12 |                       |                     |

**Foothill Knights**

|          |        |      |   |    |                 |     |     |                    |           |
|----------|--------|------|---|----|-----------------|-----|-----|--------------------|-----------|
| Fri      | 06-Nov | 1964 | W | 18 | @ Foothill      | N * | 14  | @ Tustin HS        | Hal Akins |
| Fri      | 29-Oct | 1965 | L | 7  | Foothill        | N * | 12  | Guyer Field        | Hal Akins |
| Fri      | 27-Oct | 1967 | L | 0  | @ Foothill      | N * | 27  | @ Tustin HS        | Hal Akins |
| Fri      | 18-Oct | 1968 | W | 22 | Foothill        | N * | 20  | Guyer Field        | Hal Akins |
| Fri      | 10-Oct | 1969 | L | 0  | @ Foothill      | N * | 42  | @ Mission Viejo HS | Hal Akins |
| 5 Games: |        |      |   | 47 | <b>W 2, L 3</b> |     | 115 |                    |           |

**Fountain Valley Barons**

|          |        |      |   |    |                   |     |    |                       |               |
|----------|--------|------|---|----|-------------------|-----|----|-----------------------|---------------|
| Fri      | 14-Oct | 1966 | W | 26 | @ Fountain Valley | N * | 6  | @ Huntington Beach HS | Hal Akins     |
| Fri      | 11-Oct | 2024 | W | 50 | @ Fountain Valley | N * | 7  | Guyer Field           | John Shanahan |
| 2 Games: |        |      |   | 76 | <b>W 2, L 0</b>   |     | 13 |                       |               |

**Francis Parker Lancers**

|          |        |      |   |    |                       |   |    |                     |               |
|----------|--------|------|---|----|-----------------------|---|----|---------------------|---------------|
| Fri      | 10-Oct | 2008 | L | 7  | Francis Parker (SD)   | N | 49 | Guyer Field         | Jonathan Todd |
| Fri      | 9-Oct  | 2009 | L | 24 | @ Francis Parker (SD) | N | 49 | @ Francis Parker HS | Jonathan Todd |
| 2 Games: |        |      |   | 31 | <b>W 0, L 2</b>       |   | 98 |                     |               |

**Garden Grove Argonauts**

|     |        |      |     |    |                |        |    |                       |                      |
|-----|--------|------|-----|----|----------------|--------|----|-----------------------|----------------------|
| Fri | 27-Sep | 1935 | L   | 18 | Garden Grove   |        | 19 | Laguna Beach HS Field | Maurice "Red" Guyer  |
| Thu | 21-Nov | 1935 | L   | 0  | @ Garden Grove | *      | 19 | @ Garden Grove HS     | Maurice "Red" Guyer  |
| Fri | 18-Sep | 1936 | L   | 0  | Garden Grove   |        | 12 | Laguna Beach HS Field | Maurice "Red" Guyer  |
| Thu | 11-Nov | 1937 | W   | 6  | Garden Grove   | *      | 0  | Laguna Beach HS Field | Maurice "Red" Guyer  |
| Fri | 11-Nov | 1938 | L   | 12 | @ Garden Grove | *      | 18 | @ Garden Grove HS     | Maurice "Red" Guyer  |
| Fri | 10-Nov | 1939 | L   | 0  | Garden Grove   | *      | 6  | Laguna Beach HS Field | Maurice "Red" Guyer  |
| Fri | 15-Nov | 1940 | L   | 0  | @ Garden Grove | *      | 13 | @ Garden Grove HS     | Maurice "Red" Guyer  |
| Fri | 14-Nov | 1941 | W   | 13 | Garden Grove   | *      | 0  | Laguna Beach HS Field | Maurice "Red" Guyer  |
| Fri | 20-Nov | 1942 | L   | 0  | @ Garden Grove | *      | 13 | @ Garden Grove HS     | Howard "Bud" Langley |
| Day | Date   | Year | W/L | PF | Opponent       | N Conf | PA | F Site                | Coach                |

|           |        |      |   |     |                   |     |     |                       |                      |
|-----------|--------|------|---|-----|-------------------|-----|-----|-----------------------|----------------------|
| Fri       | 12-Nov | 1943 | L | 0   | Garden Grove      | *   | 21  | Laguna Beach HS Field | Howard "Bud" Langley |
| Wed       | 29-Nov | 1944 | W | 13  | @ Garden Grove    | *   | 6   | @ Garden Grove HS     | Howard "Bud" Langley |
| Fri       | 02-Nov | 1945 | L | 0   | Garden Grove      | *   | 20  | Laguna Beach HS Field | Howard "Bud" Langley |
| Sa        | 19-Oct | 1946 | W | 14  | N Garden Grove    | N * | 6   | N Santa Ana Bowl      | Maurice "Red" Guyer  |
| Fri       | 14-Nov | 1947 | W | 27  | Garden Grove      | *   | 7   | Laguna Beach HS Field | Maurice "Red" Guyer  |
| Wed       | 10-Nov | 1948 | W | 34  | @ Garden Grove    | *   | 19  | @ Garden Grove HS     | Maurice "Red" Guyer  |
| Fri       | 04-Nov | 1949 | W | 46  | Garden Grove      | *   | 14  | Laguna Beach HS Field | Maurice "Red" Guyer  |
| Fri       | 27-Oct | 1950 | W | 19  | @ Garden Grove    | N * | 0   | @ Garden Grove HS     | Maurice "Red" Guyer  |
| Fri       | 19-Oct | 1951 | L | 13  | Garden Grove      | *   | 14  | Laguna Beach HS Field | Maurice "Red" Guyer  |
| Fri       | 14-Nov | 1952 | W | 31  | @ Garden Grove    | N * | 2   | @ Garden Grove HS     | Maurice "Red" Guyer  |
| Fri       | 13-Nov | 1953 | W | 19  | Garden Grove      | *   | 12  | Laguna Beach HS Field | Maurice "Red" Guyer  |
| Fri       | 05-Nov | 1954 | L | 13  | @ Garden Grove    | N * | 18  | @ Garden Grove HS     | Maurice "Red" Guyer  |
| Fri       | 3-Oct  | 2008 | L | 24  | Garden Grove      | N   | 42  | Guyer Field           | Jonathan Todd        |
| Fri       | 2-Oct  | 2009 | L | 6   | @ Garden Grove    | N   | 41  | @ Garden Grove HS     | Jonathan Todd        |
| Fri       | 23-Nov | 2012 | L | 21  | @ Garden Grove    | N # | 35  | @ Garden Grove HS     | Michael Churchill    |
| Thu       | 5-Oct  | 2023 | W | 42  | @ Garden Grove    | N   | 7   | @ Garden Grove HS     | John Shanahan        |
| 25 Games: |        |      |   | 371 | <b>W 11, L 14</b> |     | 364 |                       |                      |

**Gig Harbor (WA) Tides**

|        |        |      |   |    |                 |   |   |             |               |
|--------|--------|------|---|----|-----------------|---|---|-------------|---------------|
| Fri    | 13-Sep | 2024 | W | 41 | Gig Harbor      | N | 0 | Guyer Field | John Shanahan |
| 1 Game |        |      |   | 41 | <b>W 1, L 0</b> |   | 0 |             |               |

**Gladstone Gladiators**

|          |        |      |   |    |                 |   |    |                         |           |
|----------|--------|------|---|----|-----------------|---|----|-------------------------|-----------|
| Sa       | 25-Sep | 1971 | W | 13 | @ Gladstone     | N | 6  | @ Citrus College, Azuza | Hal Akins |
| Fri      | 22-Sep | 1972 | W | 10 | Gladstone       | N | 6  | Guyer Field             | Hal Akins |
| 2 Games: |        |      |   | 23 | <b>W 2, L 0</b> |   | 12 |                         |           |

**John Glenn Eagles**

|        |        |      |   |    |                 |   |    |                         |                   |
|--------|--------|------|---|----|-----------------|---|----|-------------------------|-------------------|
| Fri    | 13-Sep | 2012 | W | 74 | @ Glenn         | N | 19 | @ Excelsior HS, Norwalk | Michael Churchill |
| 1 Game |        |      |   | 74 | <b>W 1, L 0</b> |   | 19 |                         |                   |

**Godinez Grizzlies**

|          |        |      |   |     |                  |     |     |                    |                   |
|----------|--------|------|---|-----|------------------|-----|-----|--------------------|-------------------|
| Fri      | 17-Oct | 2008 | W | 61  | Godinez          | N * | 6   | Guyer Field        | Jonathan Todd     |
| Fri      | 16-Oct | 2009 | W | 28  | @ Godinez        | N * | 7   | @ Segerstrom HS    | Jonathan Todd     |
| Fri      | 29-Oct | 2010 | L | 41  | Godinez          | N * | 48  | Guyer Field        | Jonathan Todd     |
| Fri      | 28-Oct | 2011 | W | 42  | @ Godinez        | N * | 35  | @ Segerstrom HS    | Michael Churchill |
| Fri      | 26-Oct | 2012 | W | 42  | Godinez          | N * | 13  | Guyer Field        | Michael Churchill |
| Thu      | 31-Oct | 2013 | L | 24  | @ Godinez        | N * | 46  | @ Segerstrom HS    | Corey Brown       |
| Fri      | 7-Nov  | 2014 | W | 31  | Godinez          | N * | 7   | Guyer Field        | Corey Brown       |
| Fri      | 6-Nov  | 2015 | L | 17  | @ Godinez        | N * | 34  | @ Segerstrom Field | Ted Clarke        |
| Fri      | 7-Oct  | 2016 | L | 7   | Godinez          | N * | 32  | Guyer Field        | John Shanahan     |
| Fri      | 6-Oct  | 2017 | L | 14  | @ Godinez        | N * | 38  | @ Valley HS        | John Shanahan     |
| Thu      | 25-Oct | 2018 | W | 45  | Godinez          | N * | 7   | @ Valley HS        | John Shanahan     |
| Fri      | 18-Oct | 2019 | W | 42  | Godinez          | N * | 6   | Guyer Field        | John Shanahan     |
| Fri      | 29-Oct | 2021 | W | 49  | Godinez          | N * | 0   | Guyer Field        | John Shanahan     |
| Fri      | 14-Oct | 2022 | W | 48  | @ Godinez        | N * | 0   | @ Valley HS Field  | John Shanahan     |
| Fri      | 20-Oct | 2023 | W | 50  | Godinez          | N * | 7   | Guyer Field        | John Shanahan     |
| 15 Games |        |      |   | 541 | <b>W 10, L 5</b> |     | 286 |                    |                   |

**Granada Hills Highlanders**

|        |       |      |   |    |                       |      |    |             |               |
|--------|-------|------|---|----|-----------------------|------|----|-------------|---------------|
| Sa     | 3-Dec | 2022 | L | 55 | Granada Hills (LACIF) | N ## | 56 | Guyer Field | John Shanahan |
| 1 Game |       |      |   |    | <b>W 0, L 1</b>       |      |    |             |               |

**Green Street Academy [Baltimore, MD] Chargers**

|        |        |      |   |    |                    |   |    |                         |               |
|--------|--------|------|---|----|--------------------|---|----|-------------------------|---------------|
| Thu    | 22-Aug | 2019 | W | 43 | Green Street Acdmy | N | 14 | N St Mary's Ryken Field | John Shanahan |
| 1 Game |        |      |   |    | <b>W 1, L 0</b>    |   |    |                         |               |

| Day | Date | Year | W/L | PF | Opponent | N | Conf | PA | F | Site | Coach |
|-----|------|------|-----|----|----------|---|------|----|---|------|-------|
|-----|------|------|-----|----|----------|---|------|----|---|------|-------|

**Hemet Bulldogs**

|     |        |      |   |    |         |     |    |            |           |
|-----|--------|------|---|----|---------|-----|----|------------|-----------|
| Fri | 23-Nov | 1962 | W | 14 | @ Hemet | N # | 13 | @ Hemet HS | Hal Akins |
|     | 1      | Game |   |    |         |     |    |            |           |

**W 1, L 0**

**Homedale (Idaho) Trojans**

|     |        |      |   |    |            |  |    |                   |               |
|-----|--------|------|---|----|------------|--|----|-------------------|---------------|
| Fri | 19-Aug | 2022 | L | 14 | @ Homedale |  | 46 | @ Homedale HS, ID | John Shanahan |
|     | 1      | Game |   |    |            |  |    |                   |               |

**W 0, L 1**

**Hoover Tornadoes**

|     |        |      |   |    |        |   |    |             |              |
|-----|--------|------|---|----|--------|---|----|-------------|--------------|
| Fri | 24-Aug | 2018 | W | 42 | Hoover | N | 14 | Guyer Field | JohnShanahan |
|     | 1      | Game |   |    |        |   |    |             |              |

**W 1, L 0**

**Huntington Beach Oilers**

|     |        |      |   |    |                    |     |    |                       |                     |
|-----|--------|------|---|----|--------------------|-----|----|-----------------------|---------------------|
| Fri | 01-Nov | 1935 | L | 6  | @ Huntington Beach | *   | 31 | @ Huntington Beach HS | Maurice “Red” Guyer |
| Fri | 21-Sep | 1951 | L | 6  | @ Huntington Beach | N   | 7  | @ Huntington Beach HS | Maurice “Red” Guyer |
| Fri | 19-Sep | 1952 | L | 6  | @ Huntington Beach | N   | 7  | @ Huntington Beach HS | Maurice “Red” Guyer |
| Fri | 08-Oct | 1954 | W | 13 | Huntington Beach   | N   | 12 | Laguna Beach HS Field | Maurice “Red” Guyer |
| Fri | 23-Sep | 1955 | L | 12 | @ Huntington Beach | N   | 26 | @ Huntington Beach HS | Maurice “Red” Guyer |
| Fri | 21-Sep | 1956 | W | 21 | Huntington Beach   | N   | 12 | Laguna Beach HS Field | Maurice “Red” Guyer |
| Fri | 20-Sep | 1957 | L | 12 | @ Huntington Beach | N   | 25 | @ Huntington Beach HS | LaVern Dugger       |
| Fri | 26-Sep | 1958 | W | 19 | Huntington Beach   | N   | 13 | Laguna Beach HS Field | LaVern Dugger       |
| Fri | 25-Sep | 1959 | L | 6  | @ Huntington Beach | N   | 7  | @ Huntington Beach HS | LaVern Dugger       |
| Fri | 23-Sep | 1960 | L | 7  | Huntington Beach   | N   | 34 | Laguna Beach HS Field | LaVern Dugger       |
| Fri | 22-Sep | 1961 | L | 0  | @ Huntington Beach | N   | 12 | @ Huntington Beach HS | Hal Akins           |
| Fri | 21-Sep | 1962 | L | 7  | @ Huntington Beach | N   | 18 | @ Huntington Beach HS | Hal Akins           |
| Fri | 28-Oct | 1966 | L | 7  | @ Huntington Beach | N * | 21 | @ Huntington Beach HS | Hal Akins           |

13 Games: 122 **W 3, L 10** 225

**Irvine Vaqueros**

|     |        |      |   |    |          |   |    |             |                |
|-----|--------|------|---|----|----------|---|----|-------------|----------------|
| Fri | 23-Sep | 1977 | W | 28 | Irvine   | N | 0  | Guyer Field | Dennis Haryung |
| Fri | 23-Sep | 1977 | W | 28 | Irvine   | N | 0  | Guyer Field | Dennis Haryung |
| Thu | 05-Oct | 1978 | W | 7  | @ Irvine | N | 0  | @ Irvine HS | Walt Hamera    |
| Fri | 05-Oct | 1979 | W | 42 | Irvine   | N | 0  | Guyer Field | Walt Hamera    |
| Fri | 03-Oct | 1980 | W | 32 | @ Irvine | N | 0  | @ Irvine HS | Walt Hamera    |
| Fri | 18-Sep | 1981 | T | 13 | Irvine   | N | 13 | Guyer Field | Walt Hamera    |

5 Games: 122 **W 4, L 0, T 1** 13

**Jurupa Hills Spartans**

|     |       |      |   |    |                |   |    |                            |                   |
|-----|-------|------|---|----|----------------|---|----|----------------------------|-------------------|
| Fri | 7-Oct | 2011 | W | 56 | @ Jurupa Hills | N | 14 | @ Jurupa Hills HS, Fontana | Michael Churchill |
|     | 1     | Game |   |    |                |   |    |                            |                   |

**W 1, L 0**

**Jurupa Valley Jaguars**

|     |        |      |   |    |                 |   |   |                    |               |
|-----|--------|------|---|----|-----------------|---|---|--------------------|---------------|
| Fri | 19-Mar | 2021 | W | 40 | @ Jurupa Valley | N | 0 | @ Jurupa Valley HS | John Shanahan |
|     | 1      | Game |   |    |                 |   |   |                    |               |

**W 1, L 0**

**Katella Knights**

|     |        |      |   |    |           |   |    |                  |           |
|-----|--------|------|---|----|-----------|---|----|------------------|-----------|
| Fri | 20-Sep | 1968 | W | 13 | @ Katella | N | 6  | @ Glover Stadium | Hal Akins |
| Fri | 19-Sep | 1969 | L | 6  | Katella   | N | 39 | Guyer Field      | Hal Akins |

2 Games: 19 **W 1, L 1** 45

**Kearney Comets**

|     |        |      |   |    |         |   |    |                       |                     |
|-----|--------|------|---|----|---------|---|----|-----------------------|---------------------|
| Fri | 12-Oct | 1956 | W | 54 | Kearney | N | 21 | Laguna Beach HS Field | Maurice “Red” Guyer |
|     | 1      | Game |   |    |         |   |    |                       |                     |

**W 1, L 0**

**Kennedy Fighting Irish**

|     |        |      |   |    |         |   |   |             |               |
|-----|--------|------|---|----|---------|---|---|-------------|---------------|
| Fri | 16-Oct | 1964 | W | 13 | Kennedy | N | 0 | Guyer Field | Hal Akins     |
| Fri | 6-Sep  | 2025 | W | 51 | Kennedy | N | 0 | Guyer Field | John Shanahan |

2 Games: 64 **W 2, L 0** 0

**La Habra Highlanders**

|     |        |      |   |    |          |     |    |                       |                     |
|-----|--------|------|---|----|----------|-----|----|-----------------------|---------------------|
| Fri | 28-Oct | 1955 | T | 19 | La Habra | N * | 19 | Laguna Beach HS Field | Maurice “Red” Guyer |
|-----|--------|------|---|----|----------|-----|----|-----------------------|---------------------|

|     |      |      |     |    |          |        |    |   |      |       |
|-----|------|------|-----|----|----------|--------|----|---|------|-------|
| Day | Date | Year | W/L | PF | Opponent | N Conf | PA | F | Site | Coach |
|-----|------|------|-----|----|----------|--------|----|---|------|-------|

|                                |        |      |     |     |                 |   |      |    |                          |                      |       |
|--------------------------------|--------|------|-----|-----|-----------------|---|------|----|--------------------------|----------------------|-------|
| Fri                            | 22-Nov | 2002 | L   | 11  | @ La Habra      | N | #    | 35 | @ La Habra HS            | Dave Holland         |       |
|                                |        |      |     |     |                 |   |      |    |                          | <b>W 0, L 1, T 1</b> |       |
| 2 Games                        |        |      |     |     |                 |   |      |    |                          |                      |       |
| <b>La Jolla Vikings</b>        |        |      |     |     |                 |   |      |    |                          |                      |       |
| Wed                            | 27-Nov | 1935 | L   | 6   | @ La Jolla      | N |      | 39 | @ La Jolla HS            | Maurice "Red" Guyer  |       |
| 1 Game                         |        |      |     |     |                 |   |      |    |                          |                      |       |
|                                |        |      |     |     |                 |   |      |    |                          | <b>W 0, L 1</b>      |       |
| <b>La Quinta/LQ Blackhawks</b> |        |      |     |     |                 |   |      |    |                          |                      |       |
| Fri                            | 11-Nov | 2022 | W   | 41  | @ La Quinta/LQ  | N | #    | 16 | @ La Quinta HS           | John Shanahan        |       |
| 1 Game                         |        |      |     |     |                 |   |      |    |                          |                      |       |
|                                |        |      |     |     |                 |   |      |    |                          | <b>W 1, L 0</b>      |       |
| <b>La Quinta Aztecs</b>        |        |      |     |     |                 |   |      |    |                          |                      |       |
| Fri                            | 15-Nov | 1963 | W   | 20  | La Quinta / W   | N | *    | 0  | Guyer Field              | Hal Akins            |       |
| Fri                            | 22-Nov | 1968 | W   | 14  | @ La Quinta / W | N | #    | 13 | @ Bolsa Grande HS        | Hal Akins            |       |
| Fri                            | 11-Sep | 1998 | L   | 21  | La Quinta / W   | N |      | 34 | Guyer Field              | Dave Holland         |       |
| Thu                            | 9-Sep  | 1999 | W   | 49  | @ La Quinta / W | N |      | 7  | @ Bolsa Grande HS        | Dave Holland         |       |
| Fri                            | 8-Sep  | 2000 | L   | 19  | La Quinta / W   | N |      | 20 | Guyer Field              | Dave Holland         |       |
| Fri                            | 7-Sep  | 2001 | W   | 14  | @ La Quinta / W | N |      | 0  | @ Bolsa Grande HS        | Dave Holland         |       |
| Fri                            | 13-Sep | 2002 | W   | 40  | La Quinta / W   | N |      | 12 | Guyer Field              | Dave Holland         |       |
| Sa                             | 9-Sep  | 2003 | W   | 50  | @ La Quinta / W | N |      | 7  | @ Bolsa Grande HS        | Dave Holland         |       |
| Fri                            | 10-Sep | 2004 | L   | 38  | La Quinta / W   | N |      | 12 | FL Guyer Field           | Jimmy Nolan          |       |
| Fri                            | 9-Sep  | 2005 | W   | 34  | @ La Quinta / W | N |      | 13 | @ Bolsa Grande HS        | Jimmy Nolan          |       |
| Fri                            | 8-Sep  | 2006 | W   | 18  | La Quinta / W   | N |      | 0  | Guyer Field              | Jimmy Nolan          |       |
| Fri                            | 7-Sep  | 2007 | W   | 31  | @ La Quinta / W | N |      | 22 | @ Bolsa Grande HS        | Jonathan Todd        |       |
| Fri                            | 2-Sep  | 2016 | W   | 52  | La Quinta / W   | N |      | 14 | Guyer Field              | John Shanahan        |       |
| Thu                            | 31-Aug | 2017 | L   | 34  | @ La Quinta / W | N |      | 38 | @ Bolsa Grande HS        | John Shanahan        |       |
| 14 Games:                      |        |      |     | 434 |                 |   |      |    | <b>W 10 L 4</b>          |                      |       |
|                                |        |      |     |     |                 |   |      |    |                          | 192                  |       |
| <b>La Serna Lancers</b>        |        |      |     |     |                 |   |      |    |                          |                      |       |
| Fri                            | 19-Sep | 1986 | W   | 21  | La Serna        | N |      | 14 | Guyer Field              | Cedrick Hardman      |       |
| Fri                            | 18-Sep | 1987 | W   | 25  | @ La Serna      | N |      | 13 | @ California HS          | Lyman Olney          |       |
| 2 Games:                       |        |      |     | 46  |                 |   |      |    | <b>W 2, L 0</b>          |                      |       |
|                                |        |      |     |     |                 |   |      |    |                          | 27                   |       |
| <b>La Sierra Eagles</b>        |        |      |     |     |                 |   |      |    |                          |                      |       |
| Fri                            | 22-Nov | 1986 | L   | 6   | @ La Sierra     | N | #    | 10 | @ Riverside City College | Cedrick Hardman      |       |
| 1 Game                         |        |      |     |     |                 |   |      |    |                          |                      |       |
|                                |        |      |     |     |                 |   |      |    |                          | <b>W 0, L 1</b>      |       |
| <b>Laguna Hills Hawks</b>      |        |      |     |     |                 |   |      |    |                          |                      |       |
| Fri                            | 03-Nov | 1978 | W   | 42  | Laguna Hills    | N | *    | 0  | Guyer Field              | Walt Hamera          |       |
| Sa                             | 27-Oct | 1979 | W   | 13  | @ Laguna Hills  | N | *    | 7  | @ Mission Viejo HS       | Walt Hamera          |       |
| Fri                            | 17-Oct | 1980 | W   | 35  | Laguna Hills    | N | *    | 14 | Guyer Field              | Walt Hamera          |       |
| Thu                            | 12-Nov | 1981 | L   | 23  | @ Laguna Hills  | N | *    | 34 | @ Mission Viejo HS       | Walt Hamera          |       |
| Fri                            | 01-Oct | 1982 | L   | 7   | Laguna Hills    | N | *    | 20 | Guyer Field              | Dennis Haryung       |       |
| Fri                            | 30-Sep | 1983 | L   | 8   | @ Laguna Hills  | N | *    | 41 | @ Mission Viejo HS       | Dennis Haryung       |       |
| Fri                            | 31-Oct | 1986 | W   | 16  | @ Laguna Hills  | N | *    | 10 | @ Mission Viejo HS       | Cedrick Hardman      |       |
| Fri                            | 23-Oct | 1987 | W   | 14  | Laguna Hills    | N | *    | 3  | Guyer Field              | Lyman Olney          |       |
| Thu                            | 13-Oct | 1988 | W   | 6   | @ Laguna Hills  | N | *    | 2  | @ Mission Viejo HS       | Lyman Olney          |       |
| Thu                            | 09-Nov | 1989 | L   | 12  | Laguna Hills    | N | *    | 27 | Guyer Field              | Lyman Olney          |       |
| Thu                            | 01-Nov | 1990 | L   | 28  | @ Laguna Hills  | N | *    | 61 | @ Mission Viejo HS       | Lyman Olney          |       |
| Fri                            | 08-Nov | 1991 | L   | 20  | Laguna Hills    | N | *    | 22 | Guyer Field              | Lyman Olney          |       |
| Fri                            | 06-Nov | 1992 | L   | 13  | @ Laguna Hills  | N | *    | 49 | @ Mission Viejo HS       | Mike Barron          |       |
| Fri                            | 05-Nov | 1993 | L   | 20  | Laguna Hills    | N | *    | 46 | Guyer Field              | Mike Roche           |       |
| Fri                            | 04-Nov | 1994 | L   | 14  | @ Laguna Hills  | N | *    | 48 | @ Mission Viejo HS       | Mike Roche           |       |
| Fri                            | 03-Nov | 1995 | L   | 12  | Laguna Hills    | N | *    | 42 | Guyer Field              | Mike Roche           |       |
| Fri                            | 01-Nov | 1996 | L   | 0   | @ Laguna Hills  | N | *    | 56 | @ Mission Viejo HS       | Dave Holland         |       |
| Fri                            | 31-Oct | 1997 | L   | 0   | Laguna Hills    | N | *    | 56 | Guyer Field              | Dave Holland         |       |
| Thu                            | 22-Oct | 1998 | W   | 0   | @ Laguna Hills  | N | *    | 39 | # @ Mission Viejo HS     | Dave Holland         |       |
| 19 Games:                      |        |      |     | 283 |                 |   |      |    | <b>W 7, L 12</b>         |                      |       |
|                                |        |      |     |     |                 |   |      |    |                          | 577                  |       |
| Day                            | Date   | Year | W/L | PF  | Opponent        | N | Conf | PA | F                        | Site                 | Coach |

**Lakeside Lancers**

|          |        |      |   |     |                 |   |    |               |               |
|----------|--------|------|---|-----|-----------------|---|----|---------------|---------------|
| Fri      | 23-Sep | 2022 | W | 27  | @ Lakeside      | N | 14 | @ Lakeside HS | John Shanahan |
| Fri      | 22-Sep | 2023 | W | 75  | Lakeside        | N | 12 | Guyer Field   | John Shanahan |
| 2 Games: |        |      |   | 102 | <b>W 2, L 0</b> |   | 12 |               |               |

**Leuzinger Olympians**

|         |        |      |   |    |                 |   |    |             |             |
|---------|--------|------|---|----|-----------------|---|----|-------------|-------------|
| Fri     | 09-Sep | 1988 | L | 14 | Leuzinger       | N | 42 | Guyer Field | Lyman Olney |
| 1 Game: |        |      |   |    | <b>W 0, L 1</b> |   |    |             |             |

**Loara Saxons**

|          |        |      |   |    |                 |     |    |                  |                   |
|----------|--------|------|---|----|-----------------|-----|----|------------------|-------------------|
| Sa       | 19-Oct | 1963 | W | 6  | @ Loara         | N * | 0  | @ Glover Stadium | Hal Akins         |
| Fri      | 9-Nov  | 2012 | W | 42 | Loara           | N # | 14 | Guyer Field      | Michael Churchill |
| 2 Games: |        |      |   | 48 | <b>W 2, L 0</b> |     | 14 |                  |                   |

**Los Amigos Lobos**

|          |        |      |   |    |                 |   |    |                   |             |
|----------|--------|------|---|----|-----------------|---|----|-------------------|-------------|
| Sa       | 19-Sep | 1970 | L | 6  | @ Los Amigos    | N | 19 | @ Garden Grove HS | Hal Akins   |
| Fri      | 12-Nov | 1971 | L | 12 | Los Amigos      | N | 32 | Guyer Field       | Hal Akins   |
| Fri      | 09-Oct | 1981 | W | 9  | Los Amigos      | N | 7  | Guyer Field       | Walt Hamera |
| 3 Games: |        |      |   | 27 | <b>W 1, L 2</b> |   | 58 |                   |             |

**Lowell Patriots**

|          |        |      |   |     |                 |     |    |                       |           |
|----------|--------|------|---|-----|-----------------|-----|----|-----------------------|-----------|
| Fri      | 13-Oct | 1961 | W | 33  | Lowell          | N * | 7  | Laguna Beach HS Field | Hal Akins |
| Fri      | 26-Oct | 1962 | W | 26  | Lowell          | N * | 0  | Guyer Field           | Hal Akins |
| Sa       | 02-Nov | 1963 | W | 45  | @ Lowell        | N * | 7  | @ La Habra HS         | Hal Akins |
| Fri      | 20-Nov | 1964 | L | 0   | @ Lowell        | N * | 6  | @ La Habra HS         | Hal Akins |
| Fri      | 12-Nov | 1965 | W | 19  | Lowell          | N * | 0  | Guyer Field           | Hal Akins |
| 5 Games: |        |      |   | 123 | <b>W 4, L 1</b> |     | 20 |                       |           |

**Magnolia Sentinels**

|          |        |      |   |    |                     |     |     |                       |              |
|----------|--------|------|---|----|---------------------|-----|-----|-----------------------|--------------|
| Fri      | 03-Nov | 1961 | T | 0  | Magnolia            | N * | 0   | Laguna Beach HS Field | Hal Akins    |
| Fri      | 02-Oct | 1981 | L | 12 | @ Magnolia          | N   | 13  | @ Western HS          | Walt Hamera  |
| Fri      | 11-Oct | 1996 | L | 7  | @ Magnolia          | N   | 32  | @ Glover Stadium      | Dave Holland |
| Fri      | 10-Oct | 1997 | L | 0  | Magnolia            | N   | 36  | Guyer Field           | Dave Holland |
| Sa       | 12-Oct | 2002 | W | 27 | @ Magnolia          | N   | 10  | @ Glover Stadium      | Dave Holland |
| Fri      | 10-Oct | 2003 | L | 28 | Magnolia            | N   | 36  | HC Guyer Field        | Dave Holland |
| Fri      | 8-Oct  | 2004 | L | 21 | @ Magnolia          | N   | 0   | FL @ Western HS       | Jimmy Nolan  |
| 7 Games: |        |      |   | 95 | <b>W 1, L 5 T 1</b> |     | 127 |                       |              |

**Marina Vikings**

|          |        |      |   |    |                 |   |     |                  |               |
|----------|--------|------|---|----|-----------------|---|-----|------------------|---------------|
| Fri      | 28-Sep | 2018 | W | 21 | @ Marina        | N | 18  | @ Westminster HS | John Shanahan |
| Fri      | 4-Oct  | 2019 | L | 14 | Marina          | N | 28  | HC Guyler Field  | John Shanahan |
| Thu      | 25-Mar | 2021 | L | 40 | Marina          | N | 59  | @ Westminster HS | John Shanahan |
| 3 Games: |        |      |   | 75 | <b>W 1, L 2</b> |   | 105 |                  |               |

**Mary Star of the Sea Stars**

|          |        |      |   |    |                        |   |    |                            |                   |
|----------|--------|------|---|----|------------------------|---|----|----------------------------|-------------------|
| Fri      | 1-Oct  | 2010 | W | 26 | Mary Star of the Sea   | N | 21 | Guyer Field                | Jonathan Todd     |
| Fri      | 30-Sep | 2011 | W | 55 | @ Mary Star of the Sea | N | 26 | @ Daniels Field, San Pedro | Michael Churchill |
| 2 Games: |        |      |   | 81 | <b>W 2, L 0</b>        |   | 47 |                            |                   |

**Mater Dei Monarchs**

|          |        |      |   |   |                 |   |    |                       |                     |
|----------|--------|------|---|---|-----------------|---|----|-----------------------|---------------------|
| Fri      | 15-Oct | 1954 | L | 0 | Mater Dei       | N | 15 | Laguna Beach HS Field | Maurice "Red" Guyer |
| Thu      | 13-Oct | 1955 | L | 7 | @ Mater Dei     | N | 41 | @ Santa Ana Bowl      | Maurice "Red" Guyer |
| 2 Games: |        |      |   | 7 | <b>W 0, L 2</b> |   | 56 |                       |                     |

**Mayfair Monsoons**

|          |        |      |   |    |                 |   |    |                 |             |
|----------|--------|------|---|----|-----------------|---|----|-----------------|-------------|
| Fri      | 21-Sep | 1979 | L | 7  | @ Mayfair       | N | 14 | @ Bellflower HS | Walt Hamera |
| Fri      | 19-Sep | 1980 | W | 49 | Mayfair         | N | 16 | Guyer Field     | Walt Hamera |
| 2 Games: |        |      |   | 56 | <b>W 1, L 1</b> |   | 30 |                 |             |

|     |      |      |     |    |          |   |      |    |   |      |       |
|-----|------|------|-----|----|----------|---|------|----|---|------|-------|
| Day | Date | Year | W/L | PF | Opponent | N | Conf | PA | F | Site | Coach |
|-----|------|------|-----|----|----------|---|------|----|---|------|-------|

**Mission Viejo Diablos**

|           |        |      |   |     |                 |     |     |                       |                |
|-----------|--------|------|---|-----|-----------------|-----|-----|-----------------------|----------------|
| Fri       | 17-Nov | 1967 | W | 54  | Mission Viejo   | N * | 7   | Guyer Field           | Hal Akins      |
| Fri       | 08-Nov | 1968 | W | 27  | @ Mission Viejo | N * | 12  | @ Mission Viejo HS    | Hal Akins      |
| Fri       | 31-Oct | 1969 | W | 23  | Mission Viejo   | N * | 13  | Guyer Field           | Hal Akins      |
| Fri       | 18-Oct | 1974 | L | 6   | Mission Viejo   | N * | 7   | Guyer Field           | Dennis Haryung |
| Fri       | 14-Nov | 1975 | L | 6   | @ Mission Viejo | N * | 32  | @ Mission Viejo HS    | Dennis Haryung |
| Fri       | 22-Oct | 1976 | L | 14  | @ Mission Viejo | N * | 7   | FL @ Mission Viejo HS | Dennis Haryung |
| Fri       | 14-Oct | 1977 | W | 13  | Mission Viejo   | N * | 7   | Guyer Field           | Dennis Haryung |
| Fri       | 27-Oct | 1978 | L | 12  | @ Mission Viejo | N * | 27  | @ Mission Viejo HS    | Walt Hamera    |
| Fri       | 19-Oct | 1979 | L | 0   | Mission Viejo   | N * | 28  | Guyer Field           | Walt Hamera    |
| Fri       | 14-Nov | 1980 | W | 12  | @ Mission Viejo | N * | 10  | @ Mission Viejo HS    | Walt Hamera    |
| Fri       | 06-Nov | 1981 | L | 0   | Mission Viejo   | N * | 36  | Guyer Field           | Walt Hamera    |
| Thu       | 21-Oct | 1982 | L | 0   | @ Mission Viejo | N * | 36  | @ Mission Viejo HS    | Dennis Haryung |
| Fri       | 21-Oct | 1983 | L | 7   | Mission Viejo   | N * | 14  | Guyer Field           | Dennis Haryung |
| 13 Games: |        |      |   | 174 | <b>W 5, L 8</b> |     | 236 |                       |                |

**Neff Trojans**

|        |        |      |   |   |                 |   |    |                    |           |
|--------|--------|------|---|---|-----------------|---|----|--------------------|-----------|
| Sa     | 03-Oct | 1970 | L | 0 | @ Neff          | N | 28 | @ Cerritos College | Hal Akins |
| 1 Game |        |      |   |   | <b>W 0, L 1</b> |   |    |                    |           |

**Newport Harbor Tars**

|          |        |      |   |    |                  |     |     |                       |                      |
|----------|--------|------|---|----|------------------|-----|-----|-----------------------|----------------------|
| Fri      | 11-Oct | 1935 | L | 0  | Newport Harbor   |     | 25  | Laguna Beach HS Field | Maurice "Red" Guyer  |
| Fri      | 24-Sep | 1937 | W | 12 | Newport Harbor   |     | 0   | Laguna Beach HS Field | Maurice "Red" Guyer  |
| Fri      | 14-Oct | 1938 | L | 0  | @ Newport Harbor |     | 28  | @ Newport Harbor HS   | Maurice "Red" Guyer  |
| Fri      | 29-Sep | 1939 | L | 0  | Newport Harbor   |     | 19  | Laguna Beach HS Field | Maurice "Red" Guyer  |
| Fri      | 11-Oct | 1940 | W | 7  | @ Newport Harbor |     | 0   | @ Newport Harbor HS   | Maurice "Red" Guyer  |
| Fri      | 10-Oct | 1941 | L | 0  | Newport Harbor   |     | 7   | Laguna Beach HS Field | Maurice "Red" Guyer  |
| Fri      | 09-Oct | 1942 | L | 0  | @ Newport Harbor |     | 50  | @ Newport Harbor HS   | Howard "Bud" Langley |
| Fri      | 06-Oct | 1944 | L | 6  | @ Newport Harbor |     | 12  | @ Newport Harbor HS   | Howard "Bud" Langley |
| Thu      | 10-Nov | 1966 | W | 19 | @ Newport Harbor | N * | 0   | @ Newport Harbor HS   | Hal Akins            |
| Fri      | 26-Oct | 1984 | L | 6  | @ Newport Harbor | N * | 35  | @ Newport Harbor HS   | Dennis Haryung       |
| Fri      | 25-Oct | 1985 | L | 27 | Newport Harbor   | N * | 68  | Guyer Field           | Cedrick Hardman      |
| Fri      | 08-Sep | 1989 | L | 6  | Newport Harbor   | N   | 30  | Guyer Field           | Lyman Olney          |
| Fri      | 07-Sep | 1990 | L | 7  | @ Newport Harbor | N   | 41  | @ Newport Harbor HS   | Lyman Olney          |
| 13 Games |        |      |   | 90 | <b>W 3, L 10</b> |     | 315 |                       |                      |

**Norco Braves**

|        |        |      |   |    |                 |   |   |                |                |
|--------|--------|------|---|----|-----------------|---|---|----------------|----------------|
| Fri    | 24-Sep | 1976 | L | 13 | Norco           | N | 0 | FL Guyer Field | Dennis Haryung |
| 1 Game |        |      |   |    | <b>W 0, L 1</b> |   |   |                |                |

**Norte Vista Braves**

|          |        |      |   |    |                 |     |    |                          |               |
|----------|--------|------|---|----|-----------------|-----|----|--------------------------|---------------|
| Fri      | 16-Sep | 1988 | L | 0  | Norte Vista     | N   | 23 | Guyer Field              | Lyman Olney   |
| Sa       | 16-Sep | 1989 | L | 22 | @ Norte Vista   | N   | 29 | @ Riverside City College | Lyman Olney   |
| Fri      | 18-Nov | 2022 | W | 42 | Norte Vista     | N # | 35 | Guyer Field              | John Shanahan |
| 3 Games: |        |      |   | 64 | <b>W 1, L 2</b> |     | 87 |                          |               |

**North Torrance Saxons**

|        |        |      |   |    |                  |   |   |               |                     |
|--------|--------|------|---|----|------------------|---|---|---------------|---------------------|
| Fri    | 05-Oct | 1956 | W | 33 | @ North Torrance | N | 0 | @ Torrance HS | Maurice "Red" Guyer |
| 1 Game |        |      |   |    | <b>W 1, L 0</b>  |   |   |               |                     |

**Northwood Timberwolves**

|     |        |      |     |    |             |        |    |                    |              |
|-----|--------|------|-----|----|-------------|--------|----|--------------------|--------------|
| Thu | 2-Nov  | 2000 | W   | 31 | @ Northwood | N *    | 21 | @ Trabuco Hills HS | Dave Holland |
| Fri | 2-Nov  | 2001 | L   | 11 | Northwood   | N *    | 44 | Guyer Field        | Dave Holland |
| Fri | 1-Nov  | 2002 | L   | 13 | @ Northwood | N *    | 40 | @ Irvine HS        | Dave Holland |
| Fri | 24-Oct | 2003 | L   | 0  | Northwood   | N *    | 35 | Guyer Field        | Dave Holland |
| Thu | 14-Oct | 2004 | L   | 0  | @ Northwood | N *    | 35 | @ Irvine HS        | Jimmy Nolan  |
| Day | Date   | Year | W/L | PF | Opponent    | N Conf | PA | F Site             | Coach        |

|          |        |      |   |     |                 |   |   |     |             |                   |
|----------|--------|------|---|-----|-----------------|---|---|-----|-------------|-------------------|
| Fri      | 30-Sep | 2005 | L | 6   | Northwood       | N | * | 38  | Guyer Field | Jimmy Nolan       |
| Fri      | 10-Sep | 2010 | L | 27  | Northwood       | N |   | 62  | Guyer Field | Jonathan Todd     |
| Fri      | 16-Nov | 2012 | W | 28  | Northwood       | N | # | 21  | Guyer Field | Michael Churchill |
| Fri      | 04-Oct | 2013 | L | 19  | Northwood       | N |   | 35  | Guyer Field | Corey Brown       |
| Thu      | 02-Oct | 2014 | L | 14  | Northwood       | N |   | 38  | @ Irvine HS | Corey Brown       |
| Fri      | 9-Nov  | 2018 | W | 34  | @ Northwood     | N | # | 13  | @ Irvine HS | John Shanahan     |
| Fri      | 3-Sep  | 2021 | W | 34  | @ Northwood     | N |   | 21  | @ Irvine HS | John Shanahan     |
| Fri      | 2-Sep  | 2022 | W | 35  | Northwood       | N |   | 31  | Guyer Field | John Shanahan     |
| Fri      | 1-Sep  | 2023 | W | 35  | Northwood       | N |   | 21  | @ Irvine HS | John Shanahan     |
| Fri      | 4-Oct  | 2024 | W | 7   | Northwood       | N | * | 6   | @ Irvine HS | John Shanahan     |
| 15 Games |        |      |   | 294 | <b>W 7, L 8</b> |   |   | 461 |             |                   |

**Notre Dame/Riverside Titans**

|         |        |      |   |   |                  |   |  |    |               |               |
|---------|--------|------|---|---|------------------|---|--|----|---------------|---------------|
| Fri     | 13-Oct | 2006 | L | 7 | @ Notre Dame/Riv | N |  | 48 | @ Rubidoux HS | Jimmy Nolan   |
| Fri     | 12-Oct | 2007 | L | 0 | Notre Dame/Riv   | N |  | 35 | Guyer Field   | Jonathan Todd |
| 2 Games |        |      |   | 7 | <b>W 0, L 2</b>  |   |  | 83 |               |               |

**Oak Hills Bulldogs**

|          |        |      |   |    |                 |   |  |    |                |               |
|----------|--------|------|---|----|-----------------|---|--|----|----------------|---------------|
| Fri      | 30-Oct | 2009 | L | 29 | Oak Hills       | N |  | 43 | Guyer Field    | Jonathan Todd |
| Fri      | 8-Oct  | 2010 | L | 24 | @ Oak Hills     | N |  | 48 | @ Oak Hills HS | Jonathan Todd |
| 2 Games: |        |      |   | 53 | <b>W 0, L 2</b> |   |  | 91 |                |               |

**Ocean View Seahawks**

|           |        |      |   |     |                     |   |   |     |                       |                   |
|-----------|--------|------|---|-----|---------------------|---|---|-----|-----------------------|-------------------|
| Thu       | 01-Oct | 1998 | L | 7   | @ Ocean View        | N |   | 31  | @ Huntington Beach HS | Dave Holland      |
| Fri       | 1-Oct  | 1999 | L | 12  | Ocean View          | N |   | 46  | Guyer Field           | Dave Holland      |
| Fri       | 17-Sep | 2004 | L | 48  | Ocean View          | N |   | 13  | FL Guyer Field        | Jimmy Nolan       |
| Fri       | 16-Sep | 2005 | T | 14  | @ Ocean View        | N |   | 14  | @ Ocean View HS       | Jimmy Nolan       |
| Fri       | 17-Sep | 2010 | L | 14  | @ Ocean View        | N |   | 46  | @ Ocean View HS       | Jonathan Todd     |
| Fri       | 16-Sep | 2011 | W | 73  | Ocean View          | N |   | 40  | Guyer Field           | Michael Churchill |
| Fri       | 19-Oct | 2018 | W | 38  | Ocean View          | N | * | 21  | Guyer Field           | John Shanahan     |
| Fri       | 1-Nov  | 2019 | L | 20  | @ Ocean View        | N | * | 27  | @ Ocean View HS       | John Shanahan     |
| Fri       | 2-Apr  | 2021 | L | 21  | Ocean View          | N | * | 28  | Guyer Field           | John Shanahan     |
| Fri       | 22-Oct | 2021 | W | 48  | Ocean View          | N | * | 14  | Guyer Field           | John Shanahan     |
| Fri       | 28-Oct | 2022 | W | 21  | @ Ocean View        | N | * | 0   | @ Ocean View HS       | John Shanahan     |
| Fri       | 13-Oct | 2023 | W | 64  | Ocean View          | N | * | 0   | Guyer Field           | John Shanahan     |
| 12 Games: |        |      |   | 399 | <b>W 5, L 6 T 1</b> |   |   | 270 |                       |                   |

**Oceanside Pirates**

|          |        |      |   |    |                  |   |  |    |                |                     |
|----------|--------|------|---|----|------------------|---|--|----|----------------|---------------------|
| Fri      | 04-Oct | 1935 | L | 0  | @ Oceanside      |   |  | 25 | @ Oceanside HS | Maurice "Red" Guyer |
| Fri      | 08-Oct | 1965 | L | 13 | @ Oceanside (SD) | N |  | 14 | @ Oceanside HS | Hal Akins           |
| Fri      | 23-Sep | 1966 | L | 13 | Oceanside (SD)   | N |  | 14 | Guyer Field    | Hal Akins           |
| 3 Games: |        |      |   | 26 | <b>W 0, L 3</b>  |   |  | 53 |                |                     |

**Ontario Christian Knights**

|          |        |      |   |    |                     |   |  |    |                        |             |
|----------|--------|------|---|----|---------------------|---|--|----|------------------------|-------------|
| Fri      | 28-Sep | 1990 | L | 12 | @ Ontario Christian | N |  | 31 | @ Ontario Christian HS | Lyman Olney |
| Fri      | 04-Oct | 1991 | W | 45 | Ontario Christian   | N |  | 0  | Guyer Field            | Lyman Olney |
| 2 Games: |        |      |   | 57 | <b>W 1, L 1</b>     |   |  | 31 |                        |             |

**Orange Panthers**

|     |        |      |     |    |          |   |      |    |                       |                     |
|-----|--------|------|-----|----|----------|---|------|----|-----------------------|---------------------|
| Fri | 20-Nov | 1936 | L   | 7  | N Orange |   | **   | 18 | N Santa Ana Bowl      | Maurice "Red" Guyer |
| Fri | 03-Oct | 1947 | L   | 12 | @ Orange | N |      | 13 | @ Chapman College     | Maurice "Red" Guyer |
| Fri | 08-Oct | 1948 | W   | 18 | @ Orange | N |      | 0  | @ Chapman College     | Maurice "Red" Guyer |
| Fri | 07-Oct | 1949 | L   | 6  | @ Orange | N |      | 12 | @ Chapman College     | Maurice "Red" Guyer |
| Fri | 06-Oct | 1950 | L   | 0  | @ Orange | N |      | 19 | @ Chapman College     | Maurice "Red" Guyer |
| Fri | 25-Oct | 1957 | L   | 0  | @ Orange | N | *    | 13 | @ Chapman College     | LaVern Dugger       |
| Fri | 14-Nov | 1958 | L   | 9  | Orange   | N |      | 13 | Laguna Beach HS Field | LaVern Dugger       |
| Fri | 16-Oct | 1959 | W   | 12 | @ Orange | N |      | 6  | @ Chapman College     | LaVern Dugger       |
| Fri | 10-Nov | 1967 | L   | 14 | @ Orange | N | *    | 34 | @ Chapman College     | Hal Akins           |
| Day | Date   | Year | W/L | PF | Opponent | N | Conf | PA | F Site                | Coach               |

|                                   |        |      |     |      |                  |        |     |                             |                     |       |
|-----------------------------------|--------|------|-----|------|------------------|--------|-----|-----------------------------|---------------------|-------|
| Fri                               | 01-Nov | 1968 | W   | 41   | Orange           | N *    | 10  | Guyer Field                 | Hal Akins           |       |
| Sa                                | 25-Oct | 1969 | L   | 6 @  | Orange           | N *    | 56  | @ El Modena HS              | Hal Akins           |       |
| Fri                               | 07-Nov | 1986 | W   | 28   | Orange           | N *    | 21  | Guyer Field                 | Cedrick Hardman     |       |
| Fri                               | 30-Oct | 1987 | W   | 35 @ | Orange           | N *    | 14  | @ El Modena HS              | Lyman Olney         |       |
| Fri                               | 21-Oct | 1988 | L   | 3    | Orange           | N *    | 28  | Guyer Field                 | Lyman Olney         |       |
| Fri                               | 13-Oct | 1989 | L   | 6 @  | Orange           | N *    | 7   | @ El Modena HS              | Lyman Olney         |       |
| Thu                               | 15-Sep | 2016 | L   | 17 @ | Orange           | N      | 48  | @ El Modena HS              | John Shanahan       |       |
| Fri                               | 15-Sep | 2017 | L   | 19   | Orange           | N      | 26  | Guyer Field                 | John Shanahan       |       |
| Fri                               | 1-Nov  | 2024 | W   | 42   | Orange           | N *    | 18  | Guyer Field                 | John Shanahan       |       |
| 18 Games:                         |        |      |     | 275  | <b>W 6, L 12</b> |        | 356 |                             |                     |       |
| <b>Orange Lutheran Lancers</b>    |        |      |     |      |                  |        |     |                             |                     |       |
| Fri                               | 25-Sep | 1992 | L   | 13   | Orange Lutheran  | N      | 25  | Guyer Field                 | Mike Barron         |       |
| Sa                                | 25-Sep | 1993 | L   | 14 @ | Orange Lutheran  |        | 28  | @ Orange Lutheran HS        | Mike Roche          |       |
| Fri                               | 23-Sep | 1994 | L   | 7    | Orange Lutheran  | N      | 45  | Guyer Field                 | Mike Roche          |       |
| Sa                                | 23-Sep | 1995 | L   | 3 @  | Orange Lutheran  | N      | 32  | @ Brea – Olinda Field (New) | Mike Roche          |       |
| Fri                               | 27-Sep | 1996 | L   | 3    | Orange Lutheran  | N      | 28  | Guyer Field                 | Dave Holland        |       |
| Sa                                | 27-Sep | 1997 | L   | 6 @  | Orange Lutheran  | N      | 42  | @ Brea – Olinda Field (New) | Dave Holland        |       |
| Fri                               | 09-Oct | 1998 | L   | 14   | Orange Lutheran  | N      | 47  |                             | Dave Holland        |       |
| 7 Games:                          |        |      |     | 60   | <b>W 0, L 7</b>  |        | 242 |                             |                     |       |
| <b>Pacifica/Oxnard Tritons</b>    |        |      |     |      |                  |        |     |                             |                     |       |
| Fri                               | 8-Nov  | 2024 | L   | 14   | Pacifica/Oxnard  | N #    | 47  | Rolland Stadium, CLU        | John Shanahan       |       |
| 1 Game                            |        |      |     |      | <b>W 0, L 1</b>  |        |     |                             |                     |       |
| <b>Palos Verdes Sea Kings</b>     |        |      |     |      |                  |        |     |                             |                     |       |
| Fri                               | 5-Sep  | 2003 | W   | 34 @ | Palos Verdes     |        | 13  | @ Palos Verdes HS           | Dave Holland        |       |
| Fri                               | 3-Sep  | 2004 | L   | 7    | Palos Verdes     | N      | 14  | Guyer Field                 | Jimmy Nolan         |       |
| 2 Games                           |        |      |     | 41   | <b>W 1, L 1</b>  |        | 27  |                             |                     |       |
| <b>Piedmont (NCS) Highlanders</b> |        |      |     |      |                  |        |     |                             |                     |       |
| Sat                               | 20-Sep | 2008 | L   | 15   | Piedmont         | N      | 17  | Guyer Field                 | Jonathan Todd       |       |
| 1 Game                            |        |      |     |      | <b>W 0, L 1</b>  |        |     |                             |                     |       |
| <b>Pioneer Titans</b>             |        |      |     |      |                  |        |     |                             |                     |       |
| Fri                               | 28-Sep | 2012 | W   | 59   | Pioneer          | N      | 7   | Guyer Field                 | Michael Churchill   |       |
| 1 Game                            |        |      |     |      | <b>W 1, L 0</b>  |        |     |                             |                     |       |
| <b>Pius X Victorians</b>          |        |      |     |      |                  |        |     |                             |                     |       |
| Fri                               | 21-Sep | 1990 | W   | 16   | Pius X           | N      | 0   | Guyer Field                 | Lyman Olney         |       |
| Fri                               | 27-Sep | 1991 | L   | 0 @  | Pius X           | N      | 42  | @ Pius X HS                 | Lyman Olney         |       |
| 2 Games:                          |        |      |     | 16   | <b>W 1, L 1</b>  |        | 42  |                             |                     |       |
| <b>Puente Warriors</b>            |        |      |     |      |                  |        |     |                             |                     |       |
| Fri                               | 30-Sep | 1949 | W   | 25 @ | Puente           |        | 20  | @ Puente HS                 | Maurice “Red” Guyer |       |
| Fri                               | 29-Sep | 1950 | W   | 28   | Puente           |        | 6   | Laguna Beach HS Field       | Maurice “Red” Guyer |       |
| 2 Games:                          |        |      |     | 53   | <b>W 2, L 0</b>  |        | 26  |                             |                     |       |
| <b>Rancho Alamitos Vaqueros</b>   |        |      |     |      |                  |        |     |                             |                     |       |
| Fri                               | 19-Oct | 1956 | W   | 53 @ | Rancho Alamitos  | N *    | 13  | @ Garden Grove HS           | Maurice “Red” Guyer |       |
| Fri                               | 15-Nov | 1957 | L   | 12   | Rancho Alamitos  | N *    | 13  | Laguna Beach HS Field       | LaVern Dugger       |       |
| Thu                               | 06-Oct | 1960 | L   | 0 @  | Rancho Alamitos  | N      | 20  | @ Garden Grove HS           | LaVern Dugger       |       |
| 3 Games:                          |        |      |     | 65   | <b>W 1, L 2</b>  |        | 46  |                             |                     |       |
| <b>Rancho Christian Eagles</b>    |        |      |     |      |                  |        |     |                             |                     |       |
| Fri                               | 11-Nov | 2017 | L   | 17   | Rancho Christian | N \$\$ | 24  | Rancho Christian HS         | John Shanahan       |       |
| 1 Game:                           |        |      |     | 17   | <b>W 0, L 1</b>  |        | 24  |                             |                     |       |
| Day                               | Date   | Year | W/L | PF   | Opponent         | N Conf | PA  | F                           | Site                | Coach |

**Rancho Dominguez Lobos**

|     |        |       |   |    |                  |   |   |             |             |
|-----|--------|-------|---|----|------------------|---|---|-------------|-------------|
| Fri | 20-Sep | 2013  | W | 35 | Rancho Dominguez | N | 0 | Guyer Field | Corey Brown |
|     | 1      | Game: |   | 35 | <b>W 1, L 0</b>  |   | 0 |             |             |

**Rim of the World Fighting Scots**

|     |        |        |   |    |                    |   |    |                       |                |
|-----|--------|--------|---|----|--------------------|---|----|-----------------------|----------------|
| Fri | 27-Sep | 1974   | W | 27 | Rim of the World   | N | 6  | Guyer Field           | Dennis Haryung |
| Fri | 26-Sep | 1975   | W | 20 | @ Rim of the World | N | 6  | @ Rim of the World HS | Dennis Haryung |
|     | 2      | Games: |   | 47 | <b>W 2, L 0</b>    |   | 12 |                       |                |

**Rio Hondo Prep Kares**

|     |        |        |   |    |                  |   |    |                             |               |
|-----|--------|--------|---|----|------------------|---|----|-----------------------------|---------------|
| Fri | 5-Oct  | 2018   | W | 49 | Rio Hondo Prep   | N | 46 | HC Guyer Field              | John Shanahan |
| Fri | 11-Oct | 2019   | L | 14 | @ Rio Hondo Prep | N | 52 | @ Kare Park, City Of Indstr | John Shanahan |
|     | 1      | Games: |   | 63 | <b>W 1, L 1</b>  |   | 98 |                             |               |

**Rolling Hills Titans**

|     |        |        |   |    |                 |     |    |                        |           |
|-----|--------|--------|---|----|-----------------|-----|----|------------------------|-----------|
| Fri | 23-Oct | 1964   | W | 26 | Rolling Hills   | N   | 6  | Guyer Field            | Hal Akins |
| Fri | 29-Nov | 1968   | L | 14 | N Rolling Hills | N # | 42 | N Orange Coast College | Hal Akins |
|     | 2      | Games: |   | 40 | <b>W 1, L 1</b> |     | 48 |                        |           |

**Saddleback Roadrunners**

|     |        |        |   |     |                 |     |     |                     |                   |
|-----|--------|--------|---|-----|-----------------|-----|-----|---------------------|-------------------|
| Fri | 30-Oct | 1970   | L | 7   | @ Saddleback    | N * | 49  | @ Santa Ana Bowl    | Hal Akins         |
| Fri | 15-Oct | 1971   | W | 6   | Saddleback      | N * | 40  | FW Guyer Field      | Hal Akins         |
| Sa  | 21-Oct | 1972   | L | 7   | @ Saddleback    | N * | 35  | @ Santa Ana Bowl    | Hal Akins         |
| Fri | 09-Nov | 1984   | L | 13  | Saddleback      | N * | 31  | Guyer Field         | Dennis Haryung    |
| Thu | 14-Nov | 1985   | L | 20  | @ Saddleback    | N * | 42  | @ Newport Harbor HS | Cedrick Hardman   |
| Fri | 12-Nov | 1999   | L | 12  | @ Saddleback    | N   | 21  | @ Santa Ana Bowl    | Dave Holland      |
| Fri | 12-Nov | 2010   | W | 49  | Saddleback      | N * | 39  | Guyer Field         | Jonathan Todd     |
| Fri | 11-Nov | 2011   | W | 56  | @ Saddleback    | N * | 3   | @ Segerstrom HS     | Michael Churchill |
| Fri | 5-Oct  | 2012   | W | 49  | Saddleback      | N * | 6   | Guyer Field         | Michael Churchill |
| Fri | 11-Oct | 2013   | W | 55  | @ Saddleback    | N * | 19  | @ Segerstrom HS     | Corey Brown       |
| Fri | 17-Oct | 2014   | L | 31  | Saddleback      | N * | 38  | HC Guyer Field      | Corey Brown       |
| Fri | 16-Oct | 2015   | L | 28  | @ Saddleback    | N * | 49  | @ Segerstrom HS     | Ted Clarke        |
| Fri | 21-Oct | 2016   | W | 21  | Saddleback      | N * | 12  | HC Guyer Field      | John Shanahan     |
| Fri | 20-Oct | 2017   | W | 32  | @ Saddleback    | N * | 28  | @ Segerstrom HS     | John Shanahan     |
|     | 14     | Games: |   | 386 | <b>W 7, L 7</b> |     | 412 |                     |                   |

**Saddleback Valley Christian Warriors**

|     |       |       |   |    |                       |   |    |             |               |
|-----|-------|-------|---|----|-----------------------|---|----|-------------|---------------|
| Fri | 2-Nov | 2018  | W | 30 | Saddleback Valley Chr | N | 21 | Guyer Field | John Shanahan |
|     | 1     | Game: |   |    | <b>W 1, L 0</b>       |   |    |             |               |

**Sage Hill School Lightning**

|     |        |       |   |    |                 |   |    |                    |            |
|-----|--------|-------|---|----|-----------------|---|----|--------------------|------------|
| Fri | 23-Sep | 2015  | W | 21 | Sage Hill       | N | 17 | @ Sage Hill School | Ted Clarke |
|     | 1      | Game: |   |    | <b>W 1, L 0</b> |   |    |                    |            |

**San Clemente Tritons**

|            |             |             |            |           |                 |               |             |                   |              |
|------------|-------------|-------------|------------|-----------|-----------------|---------------|-------------|-------------------|--------------|
| Fri        | 13-Nov      | 1964        | T          | 13        | San Clemente    | N *           | 13          | Guyer Field       | Hal Akins    |
| Fri        | 05-Nov      | 1965        | W          | 27        | @ San Clemente  | N *           | 6           | @ San Clemente HS | Hal Akins    |
| Fri        | 18-Nov      | 1966        | W          | 38        | San Clemente    | N *           | 13          | Guyer Field       | Hal Akins    |
| Fri        | 06-Oct      | 1967        | L          | 13        | @ San Clemente  | N *           | 20          | @ San Clemente HS | Hal Akins    |
| Fri        | 15-Nov      | 1968        | W          | 20        | San Clemente    | N *           | 0           | Guyer Field       | Hal Akins    |
| Fri        | 07-Nov      | 1969        | L          | 0         | @ San Clemente  | N *           | 27          | @ San Clemente HS | Hal Akins    |
| Fri        | 07-Nov      | 1969        | L          | 0         | @ San Clemente  | N *           | 27          | @ San Clemente HS | Hal Akins    |
| Fri        | 25-Sep      | 1970        | L          | 7         | @ San Clemente  | N             | 26          | @ San Clemente HS | Hal Akins    |
| <i>Day</i> | <i>Date</i> | <i>Year</i> | <i>W/L</i> | <i>PF</i> | <i>Opponent</i> | <i>N Conf</i> | <i>PA F</i> | <i>Site</i>       | <i>Coach</i> |

|           |        |      |   |     |                       |     |     |    |                   |                 |
|-----------|--------|------|---|-----|-----------------------|-----|-----|----|-------------------|-----------------|
| Fri       | 01-Oct | 1971 | W | 7   | San Clemente          | N   | 33  | FW | Guyer Field       | Hal Akins       |
| Fri       | 28-Sep | 1973 | L | 0   | San Clemente          | N   | 21  |    | Guyer Field       | Hal Akins       |
| Fri       | 19-Oct | 1973 | L | 9   | San Clemente          | N * | 27  |    | Guyer Field       | Hal Akins       |
| Fri       | 15-Nov | 1974 | L | 16  | San Clemente          | N * | 22  |    | Guyer Field       | Dennis Haryung  |
| Fri       | 07-Nov | 1975 | L | 18  | @ San Clemente        | N * | 20  |    | @ San Clemente HS | Dennis Haryung  |
| Fri       | 15-Oct | 1976 | L | 0   | San Clemente          | N * | 15  |    | Guyer Field       | Dennis Haryung  |
| Fri       | 07-Oct | 1977 | L | 14  | @ San Clemente        | N * | 18  |    | @ San Clemente HS | Dennis Haryung  |
| Fri       | 17-Nov | 1978 | L | 14  | San Clemente          | N * | 35  |    | Guyer Field       | Walt Hamera     |
| Fri       | 09-Nov | 1979 | L | 0   | @ San Clemente        | N * | 19  |    | @ San Clemente HS | Walt Hamera     |
| Fri       | 31-Oct | 1980 | L | 9   | San Clemente          | N * | 16  |    | Guyer Field       | Walt Hamera     |
| Fri       | 23-Oct | 1981 | W | 14  | @ San Clemente        | N * | 0   |    | @ San Clemente HS | Walt Hamera     |
| Fri       | 29-Oct | 1982 | L | 6   | @ San Clemente        | N * | 9   |    | @ San Clemente HS | Dennis Haryung  |
| Fri       | 28-Oct | 1983 | L | 0   | San Clemente          | N * | 9   |    | Guyer Field       | Dennis Haryung  |
| Fri       | 10-Oct | 1986 | W | 16  | @ San Clemente        | N   | 0   |    | @ San Clemente HS | Cedrick Hardman |
| Fri       | 09-Oct | 1987 | W | 29  | San Clemente          | N   | 18  |    | Guyer Field       | Lyman Olney     |
| Fri       | 07-Oct | 1988 | L | 6   | @ San Clemente        | N   | 10  |    | @ San Clemente HS | Lyman Olney     |
| Fri       | 06-Oct | 1989 | L | 0   | San Clemente          | N   | 24  |    | Guyer Field       | Lyman Olney     |
| 24 Games: |        |      |   | 276 | <b>W 7, L 16, T 1</b> |     | 401 |    |                   |                 |

**San Dieguito Mustangs**

|          |        |      |   |    |                 |   |    |  |                       |                      |
|----------|--------|------|---|----|-----------------|---|----|--|-----------------------|----------------------|
| Fri      | 28-Sep | 1945 | W | 18 | San Dieguito    |   | 6  |  | Laguna Beach HS Field | Howard "Bud" Langley |
| Fri      | 15-Oct | 1948 | L | 6  | @ San Dieguito  | N | 27 |  | @ San Dieguito HS     | Maurice "Red" Guyer  |
| 2 Games: |        |      |   | 24 | <b>W 1, L 1</b> |   | 33 |  |                       |                      |

**San Jacinto Tigers**

|          |        |      |   |    |                 |  |    |  |                       |                     |
|----------|--------|------|---|----|-----------------|--|----|--|-----------------------|---------------------|
| Fri      | 30-Sep | 1938 | W | 13 | San Jacinto     |  | 0  |  | Laguna Beach HS Field | Maurice "Red" Guyer |
| Fri      | 06-Oct | 1939 | L | 2  | @ San Jacinto   |  | 13 |  | @ San Jacinto HS      | Maurice "Red" Guyer |
| Fri      | 04-Oct | 1940 | W | 6  | San Jacinto     |  | 0  |  | Laguna Beach HS Field | Maurice "Red" Guyer |
| Fri      | 03-Oct | 1941 | W | 7  | @ San Jacinto   |  | 0  |  | @ San Jacinto HS      | Maurice "Red" Guyer |
| 4 Games: |        |      |   | 28 | <b>W 3, L 1</b> |  | 13 |  |                       |                     |

**San Luis Obispo Tigers**

|        |        |      |   |    |                   |   |    |  |                      |                     |
|--------|--------|------|---|----|-------------------|---|----|--|----------------------|---------------------|
| Thu    | 27-Nov | 1947 | L | 14 | @ San Luis Obispo | # | 33 |  | @ San Luis Obispo HS | Maurice "Red" Guyer |
| 1 Game |        |      |   |    | <b>W 0, L 1</b>   |   |    |  |                      |                     |

**Santa Ana Saints**

|         |        |      |   |     |                 |     |     |  |                  |                     |
|---------|--------|------|---|-----|-----------------|-----|-----|--|------------------|---------------------|
| Fri     | 16-Oct | 1953 | L | 0   | @ Santa Ana     | N   | 6   |  | @ Santa Ana Bowl | Maurice "Red" Guyer |
| Thu     | 20-Nov | 2008 | W | 39  | @ Santa Ana     | N # | 14  |  | @ Santa Ana Bowl | Jonathan Todd       |
| Fri     | 25-Nov | 2016 | L | 27  | @ Santa Ana     | N # | 66  |  | @ Santa Ana Bowl | John Shanahan       |
| Fri     | 8-Sep  | 2023 | W | 68  | Santa Ana       | N   | 23  |  | Guyer Field      | John Shanahan       |
| 4 Games |        |      |   | 134 | <b>W 2, L 2</b> |     | 134 |  |                  |                     |

**Santa Ana Valley Falcons**

|         |       |      |   |    |                    |   |    |  |                  |              |
|---------|-------|------|---|----|--------------------|---|----|--|------------------|--------------|
| Thu     | 5-Oct | 2000 | L | 20 | @ Santa Ana Valley | N | 30 |  | @ Santa Ana Bowl | Dave Holland |
| Fri     | 5-Oct | 2001 | W | 35 | Santa Ana Valley   | N | 14 |  | Guyer Field      | Dave Holland |
| 2 Games |       |      |   | 55 | <b>W 1, L 1</b>    |   | 44 |  |                  |              |

**Santa Clara Saints**

|        |        |      |   |    |                 |     |    |  |             |           |
|--------|--------|------|---|----|-----------------|-----|----|--|-------------|-----------|
| Fri    | 30-Nov | 1962 | W | 34 | Santa Clara     | N # | 14 |  | Guyer Field | Hal Akins |
| 1 Game |        |      |   |    | <b>W 1, L 0</b> |     |    |  |             |           |

**Santa Monica Vikings**

|        |        |      |   |    |                 |   |   |  |                   |               |
|--------|--------|------|---|----|-----------------|---|---|--|-------------------|---------------|
| Fri    | 30-Aug | 2024 | W | 21 | Santa Monica    | N | 9 |  | @ Santa Monica HS | John Shanahan |
| 1 Game |        |      |   |    | <b>W 1, L 0</b> |   |   |  |                   |               |

Day Date Year W/L PF Opponent N Conf PA F Site Coach

**Santiago/Garden Grove Cavaliers**

|     |        |      |          |    |                 |     |    |                   |               |
|-----|--------|------|----------|----|-----------------|-----|----|-------------------|---------------|
| Fri | 10-Nov | 1961 | W        | 46 | @ Santiago/GG   | N * | 14 | @ Garden Grove HS | Hal Akins     |
| Fri | 15-Sep | 2006 | L        | 6  | Santiago/GG     | N   | 33 | Guyer Field       | Jimmy Nolan   |
| Fri | 14-Sep | 2007 | L        | 0  | @ Santiago/GG   | N   | 26 | @ Garden Grove HS | Jonathan Todd |
|     |        |      | 3 Games: | 52 | <b>W 1, L 2</b> |     | 73 |                   |               |

**Savanna Rebels**

|     |        |      |          |    |                 |   |    |              |                |
|-----|--------|------|----------|----|-----------------|---|----|--------------|----------------|
| Fri | 17-Sep | 1982 | W        | 16 | @ Savanna       | N | 0  | @ Western HS | Dennis Haryung |
| Fri | 16-Sep | 1983 | L        | 7  | Savanna         | N | 20 | Guyer Field  | Dennis Haryung |
|     |        |      | 2 Games: | 23 | <b>W 1, L 1</b> |   | 20 |              |                |

**Seegerstrom Jaguars**

|     |        |      |          |     |                 |     |     |                  |                   |
|-----|--------|------|----------|-----|-----------------|-----|-----|------------------|-------------------|
| Fri | 22-Sep | 2006 | W        | 27  | @ Seegerstrom   | N   | 21  | @ Seegerstrom HS | Jimmy Nolan       |
| Fri | 21-Sep | 2007 | L        | 24  | Seegerstrom     | N   | 35  | Guyer Field      | Jonathan Todd     |
| Fri | 25-Nov | 2011 | W        | 51  | Seegerstrom     | N # | 40  | Guyer Field      | Michael Churchill |
| Fri | 16-Oct | 2015 | L        | 0   | @ Seegerstrom   | N   | 45  | @ Seegerstrom HS | Ted Clarke        |
| Fri | 1=Oct  | 2021 | W        | 27  | @ Seegerstrom   | N   | 14  | @ Seegerstrom HS | John Shanahan     |
| Fri | 30-Sep | 2022 | W        | 41  | Seegerstrom     | N   | 22  | Guyer Field      | John Shanahan     |
|     |        |      | 7 Games: | 180 | <b>W 4, L 3</b> |     | 218 |                  |                   |

**Sonora Raiders**

|     |        |      |          |    |                 |     |     |               |           |
|-----|--------|------|----------|----|-----------------|-----|-----|---------------|-----------|
| Fri | 06-Nov | 1970 | L        | 8  | @ Sonora        | N * | 32  | @ La Habra HS | Hal Akins |
| Fri | 29-Oct | 1971 | L        | 7  | Sonora          | N * | 42  | Guyer Field   | Hal Akins |
| Sa  | 04-Nov | 1972 | L        | 7  | @ Sonora        | N * | 40  | @ La Habra HS | Hal Akins |
| Fri | 09-Nov | 1973 | L        | 6  | Sonora          | N * | 27  | Guyer Field   | Hal Akins |
|     |        |      | 4 Games: | 28 | <b>W 0, L 4</b> |     | 141 |               |           |

**Southwest Eagles**

|     |        |      |         |    |                       |   |   |             |            |
|-----|--------|------|---------|----|-----------------------|---|---|-------------|------------|
| Fri | 06-Oct | 1995 | W       | 28 | Southwest (El Centro) | N | 0 | Guyer Field | Mike Roche |
|     |        |      | 1 Game: |    | <b>W 1, L 0</b>       |   |   |             |            |

**St. Anthony Saints**

|     |        |      |          |    |                 |   |    |                           |             |
|-----|--------|------|----------|----|-----------------|---|----|---------------------------|-------------|
| Fri | 29-Sep | 1978 | W        | 7  | St Anthony      | N | 6  | Guyer Field               | Walt Hamera |
| Fri | 28-Sep | 1979 | W        | 7  | @ St Anthony    | N | 6  | @ Clark Field, Long Beach | Walt Hamera |
|     |        |      | 2 Games: | 14 | <b>W 2, L 0</b> |   | 12 |                           |             |

**St. John Bosco Braves**

|     |        |      |          |    |                 |   |    |                                |           |
|-----|--------|------|----------|----|-----------------|---|----|--------------------------------|-----------|
| Fri | 29-Sep | 1961 | W        | 38 | St John Bosco   | N | 12 | Laguna Beach HS Field          | Hal Akins |
| Fri | 12-Oct | 1962 | W        |    | @ St John Bosco | N |    | FW @ Forfeit (Game Not Played) | Hal Akins |
|     |        |      | 2 Games: | 38 | <b>W 2, L 0</b> |   | 12 |                                |           |

**St. Joseph [Santa Maria] Knights**

|     |        |      |         |    |                 |     |    |             |             |
|-----|--------|------|---------|----|-----------------|-----|----|-------------|-------------|
| Fri | 27-Nov | 1987 | L       | 13 | St Joseph/SM    | N # | 20 | Guyer Field | Lyman Olney |
|     |        |      | 1 Game: |    | <b>W 0, L 1</b> |     |    |             |             |

**St. Margaret's Tartans**

|     |        |      |          |     |                  |   |     |                |                   |
|-----|--------|------|----------|-----|------------------|---|-----|----------------|-------------------|
| Fri | 21-Sep | 2012 | W        | 31  | St. Margaret's   | N | 17  | Guyer Field    | Michael Churchill |
| Fri | 27-Sep | 2013 | L        | 12  | @ St. Margaret's | N | 35  | @ Tartan Field | Corey Brown       |
| Fri | 26-Sep | 2014 | L        | 14  | St Margaret's    | N | 35  | Guyer Field    | Corey Brown       |
| Fri | 23-Sep | 2016 | L        | 0   | @ St. Margaret's | N | 38  | @ Tartan Field | John Shanahan     |
| Fri | 22-Sep | 2017 | L        | 7   | St. Margaret's   | N | 48  | Guyer Field    | John Shanahan     |
| Fri | 23-Aug | 2024 | W        | 52  | St. Margaret's   | N | 13  | @ Tartan Field | John Shanahan     |
|     |        |      | 6 Games: | 116 | <b>W 2, L 4</b>  |   | 186 |                |                   |

| Day                                | Date   | Year   | W/L | PF  | Opponent           | N Conf | PA  | F  | Site                  | Coach                |
|------------------------------------|--------|--------|-----|-----|--------------------|--------|-----|----|-----------------------|----------------------|
| <b>St. Monica Mariners</b>         |        |        |     |     |                    |        |     |    |                       |                      |
| Fri                                | 09-Oct | 1953   | L   | 7   | St Monica          |        | 19  |    | Laguna Beach HS Field | Maurice "Red" Guyer  |
| Fri                                | 26-Sep | 2008   | W   | 37  | St Monica          |        | 7   |    | Guyer Field           | Jonathan Todd        |
| Fri                                | 26-Sep | 2009   | W   | 42  | @ St Monica        |        | 21  |    | @ Santa Monica CC     | Jonathan Todd        |
|                                    | 3      | Games  |     | 86  | <b>W 2, L 1</b>    |        | 47  |    |                       |                      |
| <b>Tesoro Titans</b>               |        |        |     |     |                    |        |     |    |                       |                      |
| Fri                                | 8-Nov  | 2002   | W   | 21  | Tesoro             | *      | 7   |    | Guyer Field           | Dave Holland         |
| Sa                                 | 1-Nov  | 2003   | L   | 12  | @ Tesoro           | *      | 41  |    | @ Tesoro HS Field     | Dave Holland         |
| Fri                                | 22-Oct | 2004   | L   | 0   | Tesoro             | *      | 41  | HC | Guyer Field           | Jimmy Nolan          |
| Fri                                | 7-Oct  | 2005   | L   | 7   | @ Tesoro           | *      | 52  |    | @ Tesoro HS           | Jimmy Nolan          |
|                                    | 4      | Games  |     | 40  | <b>W 1, L 3</b>    |        | 141 |    |                       |                      |
| <b>The Bishop's School Knights</b> |        |        |     |     |                    |        |     |    |                       |                      |
| Sa                                 | 29-Sep | 2000   | L   | 3   | @ Bishop's (SDCIF) | N      | 31  |    | @ La Jolla HS         | Dave Holland         |
| Fri                                | 28-Sep | 2001   | W   | 23  | Bishop's (SDCIF)   | N      | 14  |    | Guyer Field           | Dave Holland         |
|                                    | 2      | Games  |     | 26  | <b>W 1, L 1</b>    |        | 45  |    |                       |                      |
| <b>Trabuco Hills Mustangs</b>      |        |        |     |     |                    |        |     |    |                       |                      |
| Fri                                | 17-Oct | 1986   | W   | 24  | @ Trabuco Hills    | N *    | 22  |    | @ Mission Viejo HS    | Cedrick Hardman      |
| Fri                                | 06-Nov | 1987   | W   | 19  | Trabuco Hills      | N *    | 0   |    | Guyer Field           | Lyman Olney          |
| Fri                                | 28-Oct | 1988   | W   | 9   | @ Trabuco Hills    | N *    | 7   |    | @ Mission Viejo HS    | Lyman Olney          |
| Fri                                | 20-Oct | 1989   | L   | 14  | Trabuco Hills      | N *    | 49  |    | Guyer Field           | Lyman Olney          |
| Thu                                | 11-Oct | 1990   | L   | 0   | @ Trabuco Hills    | N *    | 34  |    | @ Mission Viejo HS    | Lyman Olney          |
| Fri                                | 18-Oct | 1991   | L   | 13  | Trabuco Hills      | N *    | 34  |    | Guyer Field           | Lyman Olney          |
| Fri                                | 13-Nov | 1992   | L   | 7   | @ Trabuco Hills    | N *    | 35  |    | @ Trabuco Hills HS    | Mike Barron          |
| Fri                                | 12-Nov | 1993   | L   | 21  | Trabuco Hills      | N *    | 49  |    | Guyer Field           | Mike Roche           |
|                                    | 8      | Games  |     | 107 | <b>W 3, L 5</b>    |        | 230 |    |                       |                      |
| <b>Troy Warriors</b>               |        |        |     |     |                    |        |     |    |                       |                      |
| Fri                                | 19-Nov | 1965   | W   | 6   | @ Troy             | N *    | 0   |    | @ Fullerton Stadium   | Hal Akins            |
| Fri                                | 22-Sep | 1967   | L   | 6   | Troy               | N      | 31  |    | Guyer Field           | Hal Akins            |
|                                    | 2      | Games: |     | 12  | <b>W 1, L 1</b>    |        | 31  |    |                       |                      |
| <b>Tustin Tillers</b>              |        |        |     |     |                    |        |     |    |                       |                      |
| Fri                                | 18-Oct | 1935   | L   | 0   | @ Tustin           | *      | 19  |    | @ Tustin HS           | Maurice "Red" Guyer  |
| Fri                                | 23-Oct | 1936   | W   | 8   | Tustin             | *      | 0   |    | Laguna Beach HS Field | Maurice "Red" Guyer  |
| Fri                                | 29-Oct | 1937   | T   | 0   | @ Tustin           | *      | 0   |    | @ Tustin HS           | Maurice "Red" Guyer  |
| Fri                                | 28-Oct | 1938   | L   | 7   | Tustin             | *      | 12  |    | Laguna Beach HS Field | Maurice "Red" Guyer  |
| Fri                                | 27-Oct | 1939   | L   | 0   | @ Tustin           | *      | 6   |    | @ Tustin HS           | Maurice "Red" Guyer  |
| Fri                                | 01-Nov | 1940   | T   | 7   | Tustin             | *      | 7   |    | Laguna Beach HS Field | Maurice "Red" Guyer  |
| Fri                                | 31-Oct | 1941   | T   | 7   | @ Tustin           | *      | 7   |    | @ Tustin HS           | Maurice "Red" Guyer  |
| Fri                                | 06-Nov | 1942   | W   | 14  | Tustin             | *      | 0   |    | Laguna Beach HS Field | Howard "Bud" Langley |
| Fri                                | 29-Oct | 1943   | L   | 7   | @ Tustin           | *      | 19  |    | @ Tustin HS           | Howard "Bud" Langley |
| Fri                                | 27-Oct | 1944   | L   | 0   | Tustin             | *      | 7   |    | Laguna Beach HS Field | Howard "Bud" Langley |
| Wed                                | 21-Nov | 1945   | L   | 7   | @ Tustin           | *      | 12  |    | @ Tustin HS           | Howard "Bud" Langley |
| Fri                                | 08-Nov | 1946   | W   | 38  | Tustin             | *      | 18  |    | Laguna Beach HS Field | Maurice "Red" Guyer  |
| Fri                                | 31-Oct | 1947   | W   | 33  | @ Tustin           | *      | 6   |    | @ Tustin HS           | Maurice "Red" Guyer  |
| Fri                                | 29-Oct | 1948   | L   | 6   | Tustin             | *      | 19  |    | Laguna Beach HS Field | Maurice "Red" Guyer  |
| Fri                                | 21-Oct | 1949   | L   | 0   | @ Tustin           | *      | 6   |    | @ Tustin HS           | Maurice "Red" Guyer  |
| Fri                                | 17-Nov | 1950   | L   | 7   | Tustin             | *      | 18  |    | Laguna Beach HS Field | Maurice "Red" Guyer  |
| Thu                                | 08-Nov | 1951   | W   | 25  | @ Tustin           | *      | 7   |    | @ Tustin HS           | Maurice "Red" Guyer  |
| Fri                                | 31-Oct | 1952   | W   | 20  | Tustin             | *      | 0   |    | Laguna Beach HS Field | Maurice "Red" Guyer  |
| Fri                                | 30-Oct | 1953   | W   | 18  | @ Tustin           | *      | 13  |    | @ Tustin HS           | Maurice "Red" Guyer  |
| Day                                | Date   | Year   | W/L | PF  | Opponent           | N Conf | PA  | F  | Site                  | Coach                |

|     |        |      |           |     |                        |     |     |                        |                     |
|-----|--------|------|-----------|-----|------------------------|-----|-----|------------------------|---------------------|
| Fri | 22-Oct | 1954 | L         | 7   | Tustin                 | N * | 13  | Laguna Beach HS Field  | Maurice "Red" Guyer |
| Fri | 18-Nov | 1955 | W         | 14  | @ Tustin               | N * | 7   | @ Orange Coast College | Maurice "Red" Guyer |
| Fri | 09-Nov | 1956 | W         | 33  | Tustin                 | N * | 12  | Laguna Beach HS Field  | Maurice "Red" Guyer |
| Fri | 08-Nov | 1957 | L         | 7   | @ Tustin               | *   | 20  | @ Tustin HS            | LaVern Dugger       |
| Fri | 07-Nov | 1958 | W         | 26  | Tustin                 | N * | 13  | Laguna Beach HS Field  | LaVern Dugger       |
| Fri | 13-Nov | 1959 | W         | 12  | @ Tustin               | N * | 7   | @ Tustin HS            | LaVern Dugger       |
| Fri | 18-Nov | 1960 | L         | 6   | Tustin                 | N * | 28  | Laguna Beach HS Field  | LaVern Dugger       |
| Fri | 06-Oct | 1961 | L         | 7   | @ Tustin               | N * | 34  | @ Tustin HS            | Hal Akins           |
| Fri | 03-Nov | 1967 | W         | 28  | Tustin                 | N * | 20  | Guyer Field            | Hal Akins           |
| Fri | 25-Oct | 1968 | W         | 14  | @ Tustin               | N * | 0   | @ Tustin HS            | Hal Akins           |
| Fri | 17-Oct | 1969 | L         | 12  | Tustin                 | N * | 26  | Guyer Field            | Hal Akins           |
|     |        |      | 30 Games: | 370 | <b>W 13, L 14, T 3</b> |     | 356 |                        |                     |

**University Trojans**

|     |        |      |           |     |                       |     |     |                       |                   |
|-----|--------|------|-----------|-----|-----------------------|-----|-----|-----------------------|-------------------|
| Fri | 05-Nov | 1971 | L         | 7   | University            | N * | 13  | Guyer Field           | Hal Akins         |
| Fri | 10-Nov | 1972 | L         | 13  | @ University          | N * | 25  | @ Tustin HS           | Hal Akins         |
| Fri | 02-Nov | 1973 | L         | 0   | University            | N * | 14  | Guyer Field           | Hal Akins         |
| Fri | 01-Nov | 1974 | L         | 6   | University            | N * | 9   | Guyer Field           | Dennis Haryung    |
| Fri | 24-Oct | 1975 | L         | 0   | @ University          | N * | 20  | @ Tustin HS           | Dennis Haryung    |
| Fri | 12-Nov | 1976 | W         | 20  | University            | N * | 9   | Guyer Field           | Dennis Haryung    |
| Thu | 10-Nov | 1977 | W         | 12  | @ University          | N * | 7   | @ Irvine HS           | Dennis Haryung    |
| Fri | 10-Oct | 1980 | L         | 6   | @ University          | N   | 14  | @ Irvine HS           | Walt Hamera       |
| Fri | 12-Oct | 1984 | L         | 7   | @ University          | N * | 21  | @ Irvine HS           | Dennis Haryung    |
| Fri | 11-Oct | 1985 | W         | 20  | University            | N * | 13  | Guyer Field           | Cedrick Hardman   |
| Fri | 21-Oct | 1994 | L         | 14  | University            | N * | 21  | Guyer Field           | Mike Roche        |
| Fri | 20-Oct | 1995 | L         | 0   | @ University          | N * | 35  | @ Irvine HS           | Mike Roche        |
| Fri | 18-Oct | 1996 | L         | 0   | University            | N * | 28  | Guyer Field           | Dave Holland      |
| Fri | 17-Oct | 1997 | L         | 0   | @ University          | N * | 19  | @ Irvine HS           | Dave Holland      |
| Fri | 13-Nov | 1998 | L         | 7   | University            | N * | 31  | Guyer Field           | Dave Holland      |
| Fri | 29-Oct | 1999 | L         | 10  | University            | N * | 12  | HC Guyer Field        | Dave Holland      |
| Sa  | 14-Oct | 2000 | L         | 20  | @ University          | N * | 34  | @ Irvine HS           | Dave Holland      |
| Fri | 12-Oct | 2001 | L         | 7   | University            | N * | 19  | Guyer Field           | Dave Holland      |
| Fri | 15-Nov | 2002 | L         | 15  | @ University          | N * | 38  | @ Irvine HS           | Dave Holland      |
| Fri | 7-Nov  | 2003 | L         | 13  | University            | N * | 35  | Guyer Field           | Dave Holland      |
| Fri | 29-Oct | 2004 | L         | 21  | @ University          | N * | 20  | OT/FL @ Irvine HS     | Jimmy Nolan       |
| Fri | 4-Nov  | 2005 | L         | 14  | University            | N * | 16  | HC Guyer Field        | Jimmy Nolan       |
| Fri | 29-Sep | 2006 | L         | 0   | University            | N   | 27  | Guyer Field           | Jimmy Nolan       |
| Thu | 27-Sep | 2007 | L         | 0   | @ University          | N   | 38  | @ Irvine HS           | Jonathan Todd     |
| Fri | 7-Sep  | 2012 | T         | 36  | University            | N   | 36  | Guyer Field           | Michael Churchill |
| Thu | 12-Sep | 2013 | W         | 32  | @ University          | N   | 7   | @ University HS Field | Corey Brown       |
| Fri | 12-Sep | 2014 | L         | 10  | University            | N   | 37  | Guyer Field           | Corey Brown       |
|     |        |      | 27 Games: | 290 | <b>W 4, L 22, T 1</b> |     | 598 |                       |                   |

**Valencia Vikings**

|            |             |             |            |           |                 |               |           |                                |                      |
|------------|-------------|-------------|------------|-----------|-----------------|---------------|-----------|--------------------------------|----------------------|
| Fri        | 08-Nov      | 1935        | L          | 0         | @ Valencia      | *             | 55        | @ Valencia HS                  | Maurice "Red" Guyer  |
| Fri        | 13-Nov      | 1936        | W          | 7         | Valencia        | *             | 6         | Laguna Beach HS Field          | Maurice "Red" Guyer  |
| Fri        | 19-Nov      | 1937        | W          |           | @ Valencia      | *             |           | FW @ Forfeit (Game Not Played) | Maurice "Red" Guyer  |
| Fri        | 18-Nov      | 1938        | W          | 33        | Valencia        | *             | 0         | Laguna Beach HS Field          | Maurice "Red" Guyer  |
| Fri        | 17-Nov      | 1939        | W          | 9         | @ Valencia      | *             | 0         | @ Valencia HS                  | Maurice "Red" Guyer  |
| Wed        | 20-Nov      | 1940        | W          | 13        | Valencia        | *             | 6         | Laguna Beach HS Field          | Maurice "Red" Guyer  |
| Wed        | 19-Nov      | 1941        | W          | 19        | @ Valencia      | *             | 0         | @ Valencia HS                  | Maurice "Red" Guyer  |
| Wed        | 25-Nov      | 1942        | L          | 12        | Valencia        | *             | 24        | Laguna Beach HS Field          | Howard "Bud" Langley |
| Fri        | 19-Nov      | 1943        | W          | 6         | @ Valencia      | *             | 0         | @ Valencia HS                  | Howard "Bud" Langley |
| <i>Day</i> | <i>Date</i> | <i>Year</i> | <i>W/L</i> | <i>PF</i> | <i>Opponent</i> | <i>N Conf</i> | <i>PA</i> | <i>F Site</i>                  | <i>Coach</i>         |

|     |        |      |           |     |                       |     |     |                                |                      |
|-----|--------|------|-----------|-----|-----------------------|-----|-----|--------------------------------|----------------------|
| Fri | 17-Nov | 1944 | W         | 12  | Valencia              | *   | 6   | Laguna Beach HS Field          | Howard “Bud” Langley |
| Fri | 09-Nov | 1945 | W         | 27  | @ Valencia            | *   | 6   | @ Valencia HS                  | Howard “Bud” Langley |
| Fri | 25-Oct | 1946 | W         | 20  | Valencia              | *   | 6   | Laguna Beach HS Field          | Maurice “Red” Guyer  |
| Fri | 17-Oct | 1947 | W         | 13  | @ Valencia            | *   | 0   | @ Valencia HS                  | Maurice “Red” Guyer  |
| Fri | 19-Nov | 1948 | W         | 19  | Valencia              | *   | 7   | Laguna Beach HS Field          | Maurice “Red” Guyer  |
| Wed | 09-Nov | 1949 | W         | 51  | @ Valencia            | *   | 12  | @ Valencia HS                  | Maurice “Red” Guyer  |
| Fri | 03-Nov | 1950 | W         | 34  | Valencia              | *   | 0   | Laguna Beach HS Field          | Maurice “Red” Guyer  |
| Fri | 26-Oct | 1951 | W         | 21  | @ Valencia            | *   | 0   | @ Valencia HS                  | Maurice “Red” Guyer  |
| Fri | 17-Oct | 1952 | W         | 25  | Valencia              | *   | 0   | Laguna Beach HS Field          | Maurice “Red” Guyer  |
| Fri | 20-Nov | 1953 | W         | 25  | @ Valencia            | *   | 19  | @ Valencia HS                  | Maurice “Red” Guyer  |
| Fri | 12-Nov | 1954 | L         | 0   | Valencia              | N * | 7   | Laguna Beach HS Field          | Maurice “Red” Guyer  |
| Fri | 04-Nov | 1955 | W         | 32  | @ Valencia            | *   | 6   | @ Valencia HS                  | Maurice “Red” Guyer  |
| Fri | 26-Oct | 1956 | W         | 34  | Valencia              | N * | 13  | Laguna Beach HS Field          | Maurice “Red” Guyer  |
| Fri | 11-Oct | 1957 | W         |     | @ Valencia            | *   |     | FW @ Forfeit (Game Not Played) | LaVern Dugger        |
| Fri | 24-Oct | 1958 | W         | 28  | Valencia              | N * | 6   | Laguna Beach HS Field          | LaVern Dugger        |
| Fri | 30-Oct | 1959 | W         | 14  | @ Valencia            | N * | 0   | @ Valencia HS                  | LaVern Dugger        |
| Fri | 04-Nov | 1960 | L         | 12  | Valencia              | N * | 32  | Laguna Beach HS Field          | LaVern Dugger        |
| Fri | 20-Oct | 1961 | T         | 0   | @ Valencia            | N * | 0   | @ Valencia HS                  | Hal Akins            |
| Fri | 16-Nov | 1962 | W         | 21  | Valencia              | N * | 6   | Guyer Field                    | Hal Akins            |
| Fri | 04-Oct | 1963 | T         | 6   | @ Valencia            | N * | 6   | @ Valencia HS                  | Hal Akins            |
| Fri | 16-Oct | 1970 | L         | 7   | Valencia              | N * | 26  | Guyer Field                    | Hal Akins            |
| Sa  | 23-Oct | 1971 | L         | 0   | @ Valencia            | N * | 32  | @ Valencia HS                  | Hal Akins            |
| Fri | 27-Oct | 1972 | L         | 15  | Valencia              | N * | 28  | Guyer Field                    | Hal Akins            |
| Fri | 12-Oct | 1973 | L         | 12  | Valencia              | N * | 19  | Guyer Field                    | Hal Akins            |
| Fri | 17-Nov | 2006 | L         | 0   | Valencia              | N # | 55  | Fuyer Field                    | Jimmy Nolan          |
|     |        |      | 34 Games: | 527 | <b>W 23, L 9, T 2</b> |     | 383 |                                |                      |

**Valley Christian Crusaders**

|     |        |      |          |    |                      |   |    |                       |                 |
|-----|--------|------|----------|----|----------------------|---|----|-----------------------|-----------------|
| Fri | 25-Sep | 1964 | W        | 33 | Valley Christian/C   | N | 7  | Guyer Field           | Hal Akins       |
| Fri | 03-Oct | 1986 | W        | 16 | @ Valley Christian/C | N | 14 | @ Valley Christian HS | Cedrick Hardman |
| Fri | 02-Oct | 1987 | W        | 42 | Valley Christian/C   | N | 7  | Guyer Field           | Lyman Olney     |
| Fri | 28-Aug | 2015 | L        | 0  | Valley Christian/C   | N | 50 | Guyer Field           | Ted Clarke      |
|     |        |      | 4 Games: | 91 | <b>W 3, L 1</b>      |   | 78 |                       |                 |

**Villa Park Spartans**

|     |        |      |          |     |                 |     |    |                           |           |
|-----|--------|------|----------|-----|-----------------|-----|----|---------------------------|-----------|
| Fri | 02-Oct | 1964 | W        | 37  | @ Villa Park    | N   | 0  | @ Chapman College Stadium | Hal Akins |
| Fri | 01-Oct | 1965 | W        | 28  | Villa Park      | N   | 7  | Guyer Field               | Hal Akins |
| Fri | 20-Oct | 1967 | W        | 14  | Villa Park      | N * | 6  | Guyer Field               | Hal Akins |
| Fri | 11-Oct | 1968 | W        | 28  | @ Villa Park    | N * | 3  | @ Mission Viejo HS        | Hal Akins |
| Fri | 03-Oct | 1969 | L        | 6   | Villa Park      | N * | 34 | Guyer Field               | Hal Akins |
|     |        |      | 5 Games: | 113 | <b>W 4, L 1</b> |     | 50 |                           |           |

**Webb School Gauls**

|     |       |      |        |    |                 |   |   |             |                   |
|-----|-------|------|--------|----|-----------------|---|---|-------------|-------------------|
| Fri | 9-Sep | 2011 | W      | 55 | Webb            | N | 7 | Guyer Field | Michael Churchill |
|     |       |      | 1 Game |    | <b>W 1, L 0</b> |   |   |             |                   |

**West /Torrance Warriors**

|     |       |      |        |    |                 |     |    |             |               |
|-----|-------|------|--------|----|-----------------|-----|----|-------------|---------------|
| Fri | 4-Nov | 2022 | W      | 24 | West            | N # | 21 | Guyer Field | John Shanahan |
|     |       |      | 1 Game |    | <b>W 1, L 0</b> |     |    |             |               |

**Western Pioneers**

|     |        |      |         |    |                 |     |     |                 |               |
|-----|--------|------|---------|----|-----------------|-----|-----|-----------------|---------------|
| Sat | 13-Oct | 2018 | L       | 35 | @ Western       | N * | 47  | @ Western HS    | John Shanahan |
| Fri | 25-Oct | 2019 | L       | 49 | Western         | N * | 56  | OT Guyler Field | John Shanahan |
|     |        |      | 2 Games | 84 | <b>W 0, L 2</b> |     | 103 |                 |               |

| Day                        | Date             | Year | W/L | PF            | Opponent                  | N Conf | PA            | F | Site                   | Coach           |
|----------------------------|------------------|------|-----|---------------|---------------------------|--------|---------------|---|------------------------|-----------------|
| <b>Westminster Lions</b>   |                  |      |     |               |                           |        |               |   |                        |                 |
| Fri                        | 19-Sep           | 2014 | L   | 21            | @ Westminster             | N      | 57            |   | @ Westminster HS Field | Corey Brown     |
| Fri                        | 18-Sep           | 2015 | L   | 18            | Westminster               | N      | 28            |   | Guyer Field            | Ted Clarke      |
| Fri                        | 16-Apr           | 2021 | L   | 21            | @ Westminster             | N      | 27            |   | @ Westminster HS Field | John Shanahan   |
| Fri                        | 15-Oct           | 2021 | W   | 54            | @ Westminster             | N *    | 14            |   | @ Westminster HS Field | John Shanahan   |
| Fri                        | 21-Oct           | 2022 | W   | 21            | Westminster               | N *    | 14            |   | Guyer Field            | John Shanahan   |
| Fri                        | 27-Oct           | 2023 | W   | 42            | Westminster               | N *    | 7             |   | @ Westminster HS Field | John Shanahan   |
|                            | 6 Games          |      |     | 177           | <b>W 3, L 3</b>           |        | 147           |   |                        |                 |
| <b>Woodbridge Warriors</b> |                  |      |     |               |                           |        |               |   |                        |                 |
| Fri                        | 12-Nov           | 1982 | W   | 23            | Woodbridge                | N *    | 0             |   | Guyer Field            | Dennis Haryung  |
| Thu                        | 10-Nov           | 1983 | L   | 14            | @ Woodbridge              | N *    | 20            |   | @ Irvine HS            | Dennis Haryung  |
| Fri                        | 19-Oct           | 1984 | W   | 14            | @ Woodbridge              | N *    | 0             |   | @ Irvine HS            | Dennis Haryung  |
| Fri                        | 18-Oct           | 1985 | L   | 7             | Woodbridge                | N *    | 21            |   | Guyer Field            | Cedrick Hardman |
| Fri                        | 14-Nov           | 1986 | L   | 0             | Woodbridge                | N *    | 21            |   | Guyer Field            | Cedrick Hardman |
| Fri                        | 13-Nov           | 1987 | W   | 24            | @ Woodbridge              | N *    | 17            |   | @ Irvine HS            | Lyman Olney     |
| Fri                        | 04-Nov           | 1988 | L   | 7             | Woodbridge                | N *    | 17            |   | Guyer Field            | Lyman Olney     |
| Thu                        | 26-Oct           | 1989 | L   | 22            | @ Woodbridge              | N *    | 31            |   | @ Irvine HS            | Lyman Olney     |
| Fri                        | 10-Sep           | 2021 | W   | 26            | Woodbridge                | N      | 19            |   | Guyer Field            | John Shanahan   |
|                            | 9 Games:         |      |     | 137           | <b>W 4, L 5</b>           |        | 146           |   |                        |                 |
| <b>Total:</b>              | <b>844 Games</b> |      |     | <b>15,344</b> | <b>W 385, L 441, T 18</b> |        | <b>16,553</b> |   |                        |                 |

**vs. JV Teams:**

**Anaheim Colonists JV**

|     |          |      |   |    |                 |  |   |  |                       |                     |
|-----|----------|------|---|----|-----------------|--|---|--|-----------------------|---------------------|
| Thu | 12-Oct   | 1950 | W | 35 | Anaheim JV      |  | 0 |  | Laguna Beach HS Field | Maurice "Red" Guyer |
|     | 1 Games: |      |   |    | <b>W 1, L 0</b> |  |   |  |                       |                     |

**Dana Hills Dolphins JV**

|     |          |      |   |    |                 |   |   |  |             |             |
|-----|----------|------|---|----|-----------------|---|---|--|-------------|-------------|
| Fri | 02-Oct   | 1992 | W | 31 | Dana Hills JV   | N | 0 |  | Guyer Field | Mike Barron |
|     | 1 Games: |      |   |    | <b>W 1, L 0</b> |   |   |  |             |             |

**Huntington Beach Oilers JV**

|     |        |      |   |    |                     |  |    |  |                       |                     |
|-----|--------|------|---|----|---------------------|--|----|--|-----------------------|---------------------|
| Fri | 14-Oct | 1949 | W | 14 | Huntington Beach JV |  | 12 |  | Laguna Beach HS Field | Maurice "Red" Guyer |
|     | 1 Game |      |   |    | <b>W 1, L 0</b>     |  |    |  |                       |                     |

**Long Beach Poly Jackrabbits JV**

|     |          |      |   |    |                      |  |    |  |                       |                      |
|-----|----------|------|---|----|----------------------|--|----|--|-----------------------|----------------------|
| Fri | 13-Oct   | 1944 | T | 6  | Long Beach Poly JV   |  | 6  |  | Laguna Beach HS Field | Howard "Bud" Langley |
| Fri | 19-Oct   | 1945 | W | 25 | Long Beach Poly JV   |  | 6  |  | Laguna Beach HS Field | Howard "Bud" Langley |
| Thu | 03-Oct   | 1946 | W | 51 | Long Beach Poly JV   |  | 0  |  | Laguna Beach HS Field | Maurice "Red" Guyer  |
|     | 3 Games: |      |   | 82 | <b>W 2, L 0, T 1</b> |  | 12 |  |                       |                      |

**Santa Ana Saints JV**

|     |          |      |   |   |                 |  |   |  |                       |                     |
|-----|----------|------|---|---|-----------------|--|---|--|-----------------------|---------------------|
| Fri | 20-Sep   | 1935 | W | 6 | Santa Ana JV    |  | 0 |  | Laguna Beach HS Field | Maurice "Red" Guyer |
|     | 1 Games: |      |   |   | <b>W 1, L 0</b> |  |   |  |                       |                     |

**St. Anthony Saints JV**

|     |        |      |   |    |                 |  |   |  |                       |                     |
|-----|--------|------|---|----|-----------------|--|---|--|-----------------------|---------------------|
| Thu | 09-Oct | 1947 | W | 44 | St Anthony JV   |  | 6 |  | Laguna Beach HS Field | Maurice "Red" Guyer |
|     | 1 Game |      |   |    | <b>W 1, L 0</b> |  |   |  |                       |                     |

**JV Game Totals:**            **8 Games**            **212**            **W 7, L 0, T 1**            **30**

**Grand Total:**            **863 Games**    **16,007**            **W 401, L 443, T 19**            **16,760**

**Notes to Series History:**

\* = Conference Game  
 N = Night game  
 Site Notes: @ = At, N = Neutral Site Forfeits: FW - Laguna received win, FL - Laguna forfeited win.

**Homecoming Game Record 1956-24 [no game 2020]: 68 games W 28, L 39, T 1**


|     | Date        | PF   | Opponent          | PA   | Homecoming Queen    | Homecoming King | Coach               |
|-----|-------------|------|-------------------|------|---------------------|-----------------|---------------------|
| Fri | 09-Nov 1956 | W 33 | Tustin            | 12   | Suzanne Tinkey      | -               | Maurice "Red" Guyer |
| Fri | 15-Nov 1957 | L 12 | Rancho Alamitos   | 13   | Pat Enfields        | -               | LaVerne Dugger      |
| Fri | 07-Nov 1958 | W 26 | Tustin            | 13   | Marilyn Huston      | -               | LaVerne Dugger      |
| Fri | 06-Nov 1959 | W 39 | Capistrano        | 0    | Janice Cornecl      | -               | LaVerne Dugger      |
| Fri | 18-Nov 1960 | L 6  | Tustin            | 28   | Joan Crowley        | -               | LaVerne Dugger      |
| Fri | 17-Nov 1961 | W 33 | Capistrano        | 6    | Susan Turner        | -               | Hal Akins           |
| Fri | 16-Nov 1962 | W 21 | Valencia          | 6    | Corinne Brumfield   | -               | Hal Akins           |
| Fri | 08-Nov 1963 | L 6  | Brea - Olinda     | 20   | Siew Hwa Beh        | -               | Hal Akins           |
| Fri | 13-Nov 1964 | T 13 | San Clemente      | 13   | Janis Zimmerman     | -               | Hal Akins           |
| Fri | 12-Nov 1965 | W 19 | Lowell            | 0    | Suellen Coen        | -               | Hal Akins           |
| Fri | 18-Nov 1966 | W 38 | San Clemente      | 13   | Jill Allen          | -               | Hal Akins           |
| Fri | 17-Nov 1967 | W 54 | Mission Viejo     | 7    | Sue Davis           | -               | Hal Akins           |
| Fri | 15-Nov 1968 | W 20 | San Clemente      | 0    | Christy Mikels      | -               | Hal Akins           |
| Fri | 14-Nov 1969 | L 0  | El Modena         | 12   | Jeanine Benton      | -               | Hal Akins           |
| Fri | 13-Nov 1970 | W 25 | El Dorado         | 18   | Carolyn Fee         | -               | Hal Akins           |
| Fri | 12-Nov 1971 | L 12 | Los Amigos        | 32   | Melissa Almon       | -               | Hal Akins           |
| Fri | 17-Nov 1972 | W 42 | Dana Hills        | 13   | Kathy Keon          | -               | Hal Akins           |
| Fri | 09-Nov 1973 | L 6  | Sonora            | 27   | Teri Huston         | -               | Hal Akins           |
| Fri | 01-Nov 1974 | L 7  | University        | 9    | Marla Johnson       | -               | Dennis Haryung      |
| Fri | 31-Oct 1975 | L 13 | El Toro           | 14   | Mary Ann Ottmer     | -               | Dennis Haryung      |
| Fri | 29-Oct 1976 | L 9  | Corona del Mar    | 7 ** | Liz Jenison         | -               | Dennis Haryung      |
| Fri | 28-Oct 1977 | W 49 | Dana Hills        | 20   | Elisa Tyner         | -               | Dennis Haryung      |
| Fri | 03-Nov 1978 | W 42 | Laguna Hills      | 0    | Jill Robertson      | -               | Walt Hamera         |
| Fri | 02-Nov 1979 | W 16 | Dana Hills        | 6    | Lyn Halbert         | -               | Walt Hamera         |
| Fri | 31-Oct 1980 | L 9  | San Clemente      | 16   | Louise Girard       | -               | Walt Hamera         |
| Fri | 06-Nov 1981 | L 0  | Mission Viejo     | 36   | Liz Wilcoxon        | -               | Walt Hamera         |
| Fri | 05-Nov 1982 | L 0  | Capistrano Valley | 28   | Mollie Merchant     | -               | Dennis Haryung      |
| Fri | 28-Oct 1983 | L 0  | San Clemente      | 9    | Karen Pearse        | -               | Dennis Haryung      |
| Fri | 05-Oct 1984 | W 14 | Costa Mesa        | 10   | Jeni Englander      | -               | Dennis Haryung      |
| Fri | 08-Nov 1985 | W 41 | Corona del Mar    | 21   | Kolleen McKeown     | -               | Cedrick Hardman     |
| Fri | 24-Oct 1986 | L 18 | Costa Mesa        | 49   | Katee Thorson       | -               | Cedrick Hardman     |
| Fri | 23-Oct 1987 | W 14 | Laguna Hills      | 3    | Tamra Aguinaldo     | -               | Lyman Olney         |
| Fri | 21-Oct 1988 | L 3  | Orange            | 28   | Stacy Trager        | -               | Lyman Olney         |
| Fri | 20-Oct 1989 | L 14 | Trabuco Hills     | 49   | Kit Spath           | -               | Lyman Olney         |
| Fri | 26-Oct 1990 | L 14 | Costa Mesa        | 51   | Molly Wetmore       | -               | Lyman Olney         |
| Fri | 11-Oct 1991 | L 14 | Coronado          | 17   | Tori Scott          | -               | Lyman Olney         |
| Fri | 16-Oct 1992 | L 14 | Costa Mesa        | 65   | Linda Schwartz      | -               | Mike Barron         |
| Fri | 08-Oct 1993 | L 14 | Coronado          | 21   | Calthea Richards    | -               | Mike Roche          |
| Fri | 21-Oct 1994 | L 14 | University        | 21   | Jennifer Prewitt    | -               | Mike Roche          |
| Fri | 27-Oct 1995 | L 7  | Aliso Niguel      | 36   | Sarah Cohen         | -               | Mike Roche          |
| Fri | 18-Oct 1996 | L 0  | University        | 28   | Leah Rodig          | -               | Dave Holland        |
| Fri | 03-Oct 1997 | L 13 | Calvary Chapel    | 50   | Mia Janson          | -               | Dave Holland        |
| Fri | 18-Oct 1998 | W 17 | Estancia          | 10   | Rachel Heussenstamm | -               | Dave Holland        |
| Fri | 29-Oct 1999 | L 10 | University        | 12   | Lacy Hines          | -               | Dave Holland        |




2019

| Date            | PF   | Opponent           | PA | Homecoming Queen   | Homecoming King | Coach             |
|-----------------|------|--------------------|----|--------------------|-----------------|-------------------|
| Fri 27-Oct 2000 | L 7  | Corona del Mar     | 27 | Caroline Myers     | -               | Dave Holland      |
| Fri 19-Oct 2001 | L 14 | Costa Mesa         | 22 | Lindsey Butterwick | -               | Dave Holland      |
| Fri 25-Oct 2002 | L 16 | Corona del Mar     | 33 | Mahila Hines       | -               | Dave Holland      |
| Fri 10-Oct 2003 | L 28 | Magnolia           | 36 | Maura McManus      | Nima Mortazavi  | Dave Holland      |
| Fri 22-Oct 2004 | L 0  | Tesoro             | 41 | Cambria Lynn Steel | Brent Kling     | Jimmy Nolan       |
| Fri 4-Nov 2005  | L 14 | University         | 16 | Stephanie Darnall  | Adam Kaplan     | Jimmy Nolan       |
| Fri 3-Nov 2006  | W 21 | Estancia           | 14 | Candice Field      | Dylan Fait      | Jimmy Nolan       |
| Fri 2-Nov 2007  | L 12 | Calvary Chapel/ SA | 23 | Kelly Hancock      | John Robinson   | Jonathan Todd     |
| Fri 10-Oct 2008 | L 7  | Francis Parker     | 49 | Rachel Busic       | Graham Harris   | Jonathan Todd     |
| Fri 30-Oct 2009 | L 29 | Oak Hills          | 43 | Alison Bloom       | Chris Hillemann | Jonathan Todd     |
| Fri 22-Oct 2010 | L 27 | Calvary Chapel/SA  | 42 | Taylor Capobianco  | Jake Michaels   | Jonathan Todd     |
| Fri 14-Oct 2011 | L 14 | Estancia           | 35 | Marley Donenfeld   | Erik Henrikson  | Michael Churchill |
| Fri 19-Oct 2012 | W 56 | Calvary Chapel/SA  | 13 | Amanda Kimball     | Robbie McInerny | Michael Churchill |
| Fri 18-Oct 2013 | W 59 | Estancia           | 14 | Cyanna Atkinson    | Andres DeLaRosa | Corey Brown       |
| Fri 17-Oct 2014 | L 31 | Saddleback         | 38 | Breanna Merchant   | Dominic Droulez | Corey Brown       |
| Fri 23-Oct 2015 | L 14 | Estancia           | 31 | Moorea Howson      | Penn Nielson    | Ted Clarke        |
| Fri 21-Oct 2016 | W 21 | Saddleback         | 12 | Karly Pederson     | Jake Dameshek   | John Shanahan     |
| Fri 13-Oct 2017 | W 35 | Costa Mesa         | 23 | Alexa Anderson     | Luc LaMontagne  | John Shanahan     |
| Fri 5-Oct 2018  | W 49 | Rio Hondo Prep     | 46 | Eliana Arthur      | Cal Nielson     | John Shanahan     |
| Fri 4-Oct 2019  | L 14 | Marina             | 28 | Chloe Hale         | Sammer Tarazi   | John Shanahan     |
| 2020 - no game  |      |                    |    |                    |                 |                   |
| Fri 22-Oct 2021 | W 48 | Ocean View         | 14 | Zoe Bullington     | Bronson Baylies | John Shanahan     |
| Fri 30-Sep 2022 | W 41 | Segerstrom         | 22 | Lily Gabora        | Jeremy Kanter   | John Shanahan     |
| Fri 13-Oct 2023 | W 64 | Ocean View         | 0  | Kamryn Crawford    | Ryner Swanson   | John Shanahan     |
| Fri 25-Oct 2024 | W 35 | Dana Hills         | 32 | Addie Santini      | Henry Rounaghi  | John Shanahan     |

\*\* - forfeit



1993 Program cover – by coach Hal Akins  
# 30 Ryan Sauers & # 13 Nate Pivaroff



2009



2012



2018



2023

## Game Sites:

### Laguna Beach HS Field:

Laguna Beach has had two home fields. When the high school opened in 1934, a football field was laid out along St. Ann's between what is now the baseball field and Dugger Gym. The first home game was held on Thursday, November 8, 1934. After a parade from main beach to the high school, the field was officially dedicated at an afternoon ceremony. The game followed with a 3pm kickoff and success as Laguna's non-senior class team beat the San Juan Capistrano HS (Capo) varsity, 24-0. The field was regraded and leveled prior to the 1941 season and lights were added in 1954. The last game played there was a 33-6 win over Capo on November 17, 1961. Until recently, you could still see the old grandstand staircase from Wilson Street just south of the batting cages.

### Guyer Field

A school district bond issue was passed in 1961 to add new facilities to the high school and rebuild the athletic fields. The new field was ready for the 1962 season with temporary lights and bleachers. The current grandstand and lights were finished for the '63 season. Large temporary bleachers on the Wilson Street side raised the capacity to over 4,000 during the great '68 season. The capacity was also near that figure during the mid 80's. The current configuration gives the facility a capacity of 2,500. Artificial turf was installed for the 2003 season and replaced for 2016

## Record by Game Site, 1935-2024

| Site                      | Games | W  | L  | T | Pct.  | PF  | PA  |
|---------------------------|-------|----|----|---|-------|-----|-----|
| Aliso Niguel HS           | 5     | 1  | 4  | 0 | 0.200 | 91  | 179 |
| Aquinas HS                | 1     | 0  | 1  | 0 | 0.000 | 22  | 31  |
| Artesia HS                | 1     | 0  | 1  | 0 | 0.000 | 6   | 48  |
| Atascadero HS             | 1     | 0  | 1  | 0 | 0.000 | 8   | 41  |
| Banning HS                | 1     | 1  | 0  | 0 | 1.000 | 12  | 6   |
| Beaumont HS               | 1     | 1  | 0  | 0 | 1.000 | 21  | 0   |
| Bellflower HS             | 2     | 1  | 1  | 0 | 0.500 | 49  | 35  |
| Big Bear Middle School    | 1     | 0  | 1  | 0 | 0.000 | 10  | 32  |
| Bishop Montgomery HS      | 1     | 0  | 1  | 0 | 0.000 | 18  | 48  |
| Bolsa Grande HS           | 15    | 13 | 2  | 0 | 0.867 | 500 | 227 |
| Brawley HS                | 2     | 0  | 2  | 0 | 0.000 | 6   | 48  |
| Brea - Olinda Field (New) | 2     | 0  | 2  | 0 | 0.000 | 9   | 74  |
| Brea - Olinda HS          | 20    | 7  | 12 | 1 | 0.375 | 249 | 316 |
| Buena Park HS             | 1     | 0  | 1  | 0 | 0.000 | 0   | 14  |
| California HS             | 1     | 1  | 0  | 0 | 1.000 | 25  | 13  |
| Capistrano HS             | 13    | 12 | 1  | 0 | 0.923 | 372 | 75  |
| Capistrano Valley HS      | 4     | 0  | 4  | 0 | 0.000 | 49  | 145 |
| Cerritos College          | 1     | 0  | 1  | 0 | 0.000 | 0   | 28  |
| Chapman College Stadium   | 8     | 3  | 5  | 0 | 0.375 | 99  | 97  |
| Chino High School         | 1     | 0  | 1  | 0 | 0.000 | 26  | 27  |
| Citrus College, Azuza     | 1     | 1  | 0  | 0 | 1.000 | 13  | 6   |
| Claremont HS              | 1     | 0  | 1  | 0 | 0.000 | 7   | 38  |
| Clark Field, Long Beach   | 1     | 1  | 0  | 0 | 1.000 | 7   | 6   |
| Colton HS                 | 1     | 1  | 0  | 0 | 1.000 | 26  | 0   |
| Corona HS                 | 2     | 1  | 1  | 0 | 0.500 | 21  | 32  |
| Crean Lutheran HS         | 1     | 0  | 1  | 0 | 0.000 | 27  | 35  |
| Cutler Field, Coronado    | 9     | 5  | 4  | 0 | 0.556 | 184 | 116 |
| Dana Hills HS             | 8     | 3  | 5  | 0 | 0.375 | 129 | 190 |
| Daniels Field, San Pedro  | 1     | 1  | 0  | 0 | 1.000 | 55  | 26  |
| Diamond Bar HS            | 1     | 1  | 0  | 0 | 1.000 | 36  | 28  |
| Durate HS                 | 1     | 1  | 0  | 0 | 1.000 | 26  | 21  |
| El Segundo HS             | 7     | 1  | 6  | 0 | 0.143 | 57  | 141 |
| Elsinore HS               | 5     | 2  | 3  | 0 | 0.400 | 70  | 63  |
| Excelsior HS, Norwalk     | 1     | 1  | 0  | 0 | 1.000 | 74  | 19  |
| Fallbrook HS              | 2     | 2  | 0  | 0 | 1.000 | 44  | 6   |
| Forfeit (Game Not Played) | 3     | 3  | 0  | 0 | 1.000 | 0   | 0   |

| Site                          | Games | W   | L   | T | Pct.  | PF    | PA    |
|-------------------------------|-------|-----|-----|---|-------|-------|-------|
| Francis Parker HS             | 1     | 0   | 1   | 0 | 0.000 | 24    | 49    |
| Fullerton Stadium             | 2     | 1   | 1   | 0 | 0.500 | 6     | 19    |
| Garden Grove HS               | 17    | 7   | 10  | 0 | 0.412 | 296   | 283   |
| Glover Stadium                | 6     | 4   | 2   | 0 | 0.667 | 102   | 86    |
| Guyer Field                   | 331   | 152 | 174 | 5 | 0.467 | 7,086 | 7,206 |
| Hemet HS                      | 1     | 1   | 0   | 0 | 1.000 | 14    | 13    |
| Homedale HS, ID               | 1     | 0   | 1   | 0 | 0.000 | 14    | 46    |
| Huntington Beach HS           | 11    | 1   | 10  | 0 | 0.091 | 95    | 191   |
| Irvine HS                     | 22    | 9   | 13  | 0 | 0.409 | 331   | 468   |
| Jurupa Hills, Fontana         | 1     | 1   | 0   | 0 | 1.000 | 56    | 14    |
| Jurupa Valley HS              | 1     | 1   | 0   | 0 | 1.000 | 40    | 0     |
| Kare Park, Industry           | 1     | 0   | 1   | 0 | 0.000 | 14    | 52    |
| Kelly Field, El Modena HS     | 5     | 1   | 4   | 0 | 0.200 | 70    | 151   |
| La Habra HS                   | 6     | 2   | 4   | 0 | 0.333 | 98    | 133   |
| La Jolla HS                   | 2     | 0   | 2   | 0 | 0.000 | 9     | 70    |
| La Quinta HS, La Quinta       | 1     | 1   | 0   | 0 | 1.000 | 41    | 16    |
| Laguna Beach HS Field         | 119   | 76  | 36  | 7 | 0.668 | 2,094 | 1,158 |
| Lakeside HS                   | 1     | 1   | 0   | 0 | 1.000 | 27    | 14    |
| Mission Viejo HS              | 23    | 9   | 14  | 0 | 0.391 | 268   | 593   |
| Mustang Field, Costa Mesa     | 1     | 1   | 0   | 0 | 1.000 | 43    | 9     |
| Neidermeyer Field, Coronado   | 2     | 0   | 2   | 0 | 0.000 | 7     | 69    |
| Newport Harbor HS             | 36    | 13  | 23  | 0 | 0.361 | 423   | 879   |
| Oak Hills HS                  | 1     | 0   | 1   | 0 | 0.000 | 24    | 48    |
| Ocean View HS                 | 5     | 1   | 3   | 1 | 0.300 | 88    | 117   |
| Oceanside HS                  | 2     | 0   | 2   | 0 | 0.000 | 13    | 39    |
| Ontario Christian HS          | 1     | 0   | 1   | 0 | 0.000 | 12    | 31    |
| Orange Coast College          | 12    | 5   | 6   | 1 | 0.458 | 220   | 242   |
| Orange Lutheran HS            | 1     | 0   | 1   | 0 | 0.000 | 14    | 28    |
| Palos Verdes HS               | 1     | 1   | 0   | 0 | 1.000 | 34    | 13    |
| Pius X HS                     | 1     | 0   | 1   | 0 | 0.000 | 0     | 42    |
| Puente HS                     | 1     | 1   | 0   | 0 | 1.000 | 25    | 20    |
| Rancho Christian HS           | 1     | 0   | 1   | 0 | 0.000 | 17    | 24    |
| Rim of the World HS           | 1     | 1   | 0   | 0 | 1.000 | 20    | 6     |
| Riverside City College        | 2     | 0   | 2   | 0 | 0.000 | 28    | 39    |
| Rolland Stadium, CLU          | 1     | 0   | 1   | 0 | 0.000 | 14    | 47    |
| Rubidoux HS                   | 1     | 0   | 1   | 0 | 0.000 | 7     | 48    |
| Sage Hill Academy             | 1     | 1   | 0   | 0 | 1.000 | 21    | 17    |
| San Clemente HS               | 15    | 4   | 11  | 0 | 0.267 | 153   | 196   |
| San Dieguito HS               | 1     | 0   | 1   | 0 | 0.000 | 6     | 27    |
| San Jacinto HS                | 2     | 1   | 1   | 0 | 0.500 | 9     | 13    |
| San Luis Obispo HS            | 1     | 0   | 1   | 0 | 0.000 | 14    | 33    |
| Santa Ana Bowl                | 15    | 4   | 11  | 0 | 0.267 | 208   | 361   |
| Santa Monica City College     | 1     | 1   | 0   | 0 | 1.000 | 42    | 21    |
| Santa Monica High School      | 1     | 1   | 0   | 0 | 1.000 | 21    | 9     |
| Scott Field, Estancia HS      | 13    | 7   | 6   | 0 | 0.538 | 374   | 355   |
| Seegerstrom HS                | 11    | 7   | 4   | 0 | 0.636 | 336   | 301   |
| St Mary's Ryken Field MD      | 1     | 1   | 0   | 0 | 1.000 | 43    | 14    |
| Tartan Field                  | 3     | 1   | 2   | 0 | 0.333 | 64    | 86    |
| Tesoro HS                     | 2     | 0   | 2   | 0 | 0.000 | 19    | 93    |
| Torrance HS                   | 1     | 1   | 0   | 0 | 1.000 | 33    | 0     |
| Trabuco Hills HS              | 2     | 1   | 1   | 0 | 0.500 | 38    | 56    |
| Tustin HS                     | 19    | 7   | 10  | 2 | 0.421 | 196   | 252   |
| University HS Field           | 1     | 1   | 0   | 0 | 1.000 | 32    | 7     |
| Valencia HS                   | 16    | 10  | 4   | 2 | 0.688 | 246   | 191   |
| Valley Christian HS, Cerritos | 1     | 1   | 0   | 0 | 1.000 | 16    | 14    |
| Valley HS Field               | 3     | 2   | 1   | 0 | 0.667 | 107   | 45    |

| Site            | Games      | W          | L          | T         | Pct.         | PF            | PA            |
|-----------------|------------|------------|------------|-----------|--------------|---------------|---------------|
| Western HS      | 5          | 2          | 3          | 0         | 0.400        | 110           | 66            |
| Westminster HS  | 10         | 3          | 7          | 0         | 0.300        | 264           | 295           |
| <b>Total</b>    | <b>874</b> | <b>410</b> | <b>445</b> | <b>19</b> | <b>0.480</b> | <b>16,374</b> | <b>16,926</b> |
| Home            | 448        | 226        | 210        | 12        | 0.518        | 9,125         | 8,354         |
| Away            | 416        | 179        | 230        | 7         | 0.439        | 6,984         | 8,337         |
| Neutral Site    | 10         | 5          | 5          | 0         | 0.500        | 157           | 126           |
| Game Not Played | 3          | 3          | 0          | 0         | 1.000        |               |               |
| <b>TOTAL</b>    | <b>874</b> | <b>410</b> | <b>445</b> | <b>19</b> | <b>0.480</b> | <b>16,374</b> | <b>16,926</b> |

**Most Frequently Used Game Sites:**

| Site                   | Games | W   | L   | T | Pct.  |
|------------------------|-------|-----|-----|---|-------|
| Guyer Field            | 331   | 152 | 174 | 5 | 0.467 |
| Laguna Beach HS Field  | 119   | 76  | 36  | 7 | 0.668 |
| Newport Harbor HS      | 36    | 13  | 23  | 0 | 0.361 |
| Mission Viejo HS       | 23    | 9   | 14  | 0 | 0.391 |
| Irvine HS              | 22    | 9   | 13  | 0 | 0.409 |
| Brea - Olinda HS (old) | 20    | 7   | 12  | 1 | 0.375 |
| Tustin HS              | 19    | 7   | 10  | 2 | 0.421 |
| Garden Grove HS        | 17    | 7   | 10  | 0 | 0.412 |
| Valencia HS            | 16    | 10  | 4   | 2 | 0.688 |
| Bolsa Grande HS        | 15    | 13  | 2   | 0 | 0.867 |
| San Clemente HS        | 15    | 4   | 11  | 0 | 0.267 |
| Santa Ana Bowl         | 15    | 4   | 11  | 0 | 0.267 |



**Guyer Field - Corona del Mar game - Dec 2, 2011** (photo by Doug Landrum)



**Laguna Field – vs Brea-Olinda**  
*91 Seasons of Laguna Football*

## Laguna's Head Coaches:

### **Red Guyer - 18 Seasons, 1934-41, 1946-56**

A native of Chillicothe, Illinois, a small town near Peoria, Maurice "Red" Guyer moved to Santa Ana after high school to live with his grandmother. He played football and ran track at Santa Ana College in 1927-28 before transferring to USC where he was a member of two world-record relay teams. He was an alternate on the 1932 Olympic team before being hired as a 7th and 8th grade teacher prior to the opening of the high school. Guyer founded the Artist athletic department coaching basketball for 11 seasons and was track coach throughout his tenure at Laguna. His four-year break in coaching football was due to service in the Navy during W.W.II. Guyer is a member of both the California Coaches and the Orange County Sports Hall of Fame.

### **Bud Langley - 4 Seasons, 1942-45**

Lawrence "Bud" Langley handled the coaching duties while Red Guyer was in the Navy. A 1938 graduate of Southern Cal, Langley lettered in football for SC in 1936 & 37 as a running back and set the interception return record with a 99-yard touchdown against Notre Dame.

### **Vern Dugger - 4 Seasons, 1957-60**

The first Laguna alumnus to be head coach, Thomas La Vern Dugger was the most valuable player of the great 1946 CIF championship undefeated team. After his graduation in '47, Dugger attended St. Mary's, then a big national football power, on an athletic scholarship. He returned to Laguna in 1955 and served as Guyer's assistant until replacing Red in 1957. Dugger resigned after the disastrous 1960 season but remained in the district serving in various administrative posts finishing his career as Assistant Principal at LBHS. He also served as head lifeguard for the City of Laguna Beach from 1959-72. Dugger died in July, 1975 and that fall, the main gym at the high school was renamed in his honor.

### **Hal Akins - 13 Seasons, 1961-1973**

Washington State grad Harold "Hal" Akins was a part of Laguna Football for thirty plus years as a head coach, offensive coordinator (1979-81, 1993-94), and freshman co-head coach (1991). Akins served as tennis coach for 1962 & 63 picking up two Orange League titles. Hal played professional ball with the Giants (1948) before becoming a teacher and coach. He came to Laguna from Fontana High School and also has coached and taught at Columbia Basin JC. A very talented artist, Coach Akins was an exhibitor at The Festival of the Arts and at the Sawdust for many years and has created a number of covers for the football programs.

### **Dennis Haryung - 7 Seasons, 1974-77, 1982-84**

A 1963 graduate of UCLA, Haryung played for the Bruins as a running back and defensive back. He came to Laguna in 1974 after ten years at West Torrance High School. Haryung's 1976 squad won the South Coast League championship on-the-field before an eligibility issue forced the forfeit of 6 wins. After he left the coaching ranks in 1978, he watched and later coached his son at Capistrano Valley HS. Dennis was the defensive coordinator for the Cougar's 1980 CIF championship team. Haryung returned to the Artist helm when Walt Hamera's appointed replacement was unable to take the job just before the season began in '82. After stepping down in '84 he has served as an assistant coach in the Artist program. After he left coaching, Dennis was the Boys PE teacher at Thurston Middle School

### **Walt Hamera - 4 Seasons, 1978-81**

Purdue graduate Walt Hamera gave the Artists four exciting seasons before resigning to work on a restaurant venture in '82. Prior to coming to Laguna, Walt had been a member of Purdue's Rose Bowl team of 1968 graduating in 1969 with a degree in economics. After a stint in Vietnam, Hamera earned a masters degree at San Francisco State and was a math teacher at the high school from 1974 thru 2013.

### **Cedrick Hardman - 2 Seasons, 1985-6**

Cedrick Ward Hardman, a native of Houston, Texas, attended North Texas from 1966-69 and was a member of Rod Rust's great Mean Green squads. Hardman played in 171 NFL games as a defensive end for the 49ers (1970-79) and finished his career in Oakland with the Raiders (80-81). Twice Hardman was named an All-Pro. Cedrick served as a volunteer assistant for the '84 season before being named head man in '85. Hardman was suspended after the third game due to a drug arrest and was replaced by Lloyd Cotton who served as interim coach through the end of the season,

**Lyman Olney - 5 Seasons, 1987-91**

Hawaii native, Olney had been an assistant coach at Desert HS near Edwards AFB when hired by Laguna Beach to be the head football coach and a full-time teacher for LBHS. Lyman is a graduate of Cal State Northridge where he played football and volleyball. At Laguna he also coached girls basketball, track, surfing, and softball before retiring in 2004

**Mike Barron - 1 Season, 1992**

An assistant at Rancho Santiago (Santa Ana JC) , Mike Barron was appointed to replace Olney for the 1992 season. Barron had been an NAIA Division II All-American at New Mexico Highlands back in the 60's. Prior to his head job at Laguna, Barron had been head coach at Duarte ( 5 seasons, 1974-78), Rancho Alamitos ( 4 seasons, 1979-82, 26-16-0 w/l record), Buena Park ( 1 season, 1986, 0-10-0 w/l record). and Santiago HS (3 seasons, 1987-89).

**Mike Roche - 3 Seasons, 1993 - 95**

A graduate of St John Bosco High School and Cal State Fullerton ('71), Mike was at Laguna from 1974 to 2006 and coach a variety of sports for the high school the longest of which has been girl's softball which he continued to coach along with football. Mike had also been the boys and girls basketball coach and served as Athletic Director in his final year at the school.

**Dave Holland – 8 Seasons 1996-2003**

Holland arrived at Laguna after a career in coaching that included 20 years as a head coach at Corona del Mar (1967-75, 1983-93, 106-92-10) where he took the Sea Kings to 2 CIF Title, 3 league championships, and 17 CIF playoff games. Dave played guard and linebacker at Garfield High School in East Los Angeles before attending East LA College and then Whittier College where he played for coaching legends George Allen and Don Coryell. Prior to CdM, Coach Holland assisted at East LA College (1), El Rancho HS (2), and Chowchilla (1).

**Jimmy Nolan – 3 Seasons 2003-2006**

Nolan arrived at Laguna after turning the Cantwell-Sacred Heart program around the previous two seasons (15-7-0). A graduate of Mater Dei, Jimmy Nolan played at Goldenwest College before completing his career as a free safety for the Utah Utes in 1996 and 1997. His Laguna teams showed instant success with a 15-15-1 on-the-field performance for three seasons. The use of an ineligible player cost the Breakers 5 wins in the 2004 season. Nolan's teams were marked by their post-game drill formation whether the team won or lost. Jimmy was also known for his trick scoring plays against stronger opponents.

**Jonathan Todd – 4 Seasons 2007-2010**

One of Laguna's all-time greatest rusher, Todd was a key player to the successful 1985 and 86 seasons earning All-CIF and All-Orange County Honors while setting a long list of school records many of which still stand. Coach Todd went on to play at Saddleback College, Idaho State and finished his career on the club team at UC Santa Barbara. He has taught at Laguna since 1997 and has served as Athletic Director, Activities Director, MUN Advisor and as an assistant coach in football and track. Breaker teams set numerous offensive records during his tenure.

**Michael Churchill – 2 Season 2011 -2012**

Church had been the Laguna athletic director since 2007 before adding the head football job for 2011. His prior coaching experience included two CIF titles at Riverside Poly and five years as the head coach at Riverside City College. He has also had successful stops at Damian, Cortez (Az), Redlands, and Clovis West . He retired as Athletic Director in 2015.

**Corey Brown – 2 Seasons 2013-14**

Coach Brown served as the Frosh-Soph coach for three seasons before he was tabbed to replace Mike Churchill as head coach in 2013. Born and raised in Merced, Brown graduated from Merced High School in 2003 and went on to play quarterback at Fresno City College. He completed his education at Cal-State Stanislaus

**Ted Clarke – 1 Season 2015**

Clarke came to Laguna from El Monte High School where he taught for nine years while serving as an assistant football coach at Whittier College. Ted attended Mission Viejo HS and Poway HS before moving on to play football at Palomar JC and Cal Poly Pomona. He was previously the head coach at Glendale, San Dimas and Ganesha High Schools.

**John Shanahan – 9 Seasons 2016-24**

Coach Shanahan was the successful FS coach at J Serria where he had gone 42-8 in five seasons including one Trinity league title when he was hired at Laguna Beach in the spring of 2016. Before that, John was involved with the Tustin program serving as an assistant to the Tillers. Shanahan is a native of Boston but grew up in the Tustin area graduating from Foothill High School and Fullerton College before attending Boston College.

**Alma Mater’s of LBHS Head Coaches:**

|                   |                      |                 |                      |
|-------------------|----------------------|-----------------|----------------------|
| Hal Akins,        | Washington State     | Cedrick Hardman | North Texas          |
| Mike Barron       | New Mexico Highlands | Dennis Haryung  | UCLA                 |
| Corey Brown       | Cal-State Stanislaus | Dave Holland    | Whittier             |
| Michael Churchill |                      | La Verne        | Bud Langley          |
| Ted Clarke        | Cal Poly Pomona      | Jimmy Nolan     | Utah                 |
| Vern Dugger       | St. Mary’s           | Lyman Olney     | Cal-State Northridge |
| Red Guyer         | Southern California  | Mike Roche      | Cal-State Fullerton  |
| John Shanahan     | Boston College       | Jonathan Todd   | UC Santa Barbara     |
| Walt Hamera       | Purdue               |                 |                      |

**Overall Record Summary (Excluding 1934):**

| Year | Coach                  | W | L  | T | Pct.  | PF  | PA  | Average Score |      |
|------|------------------------|---|----|---|-------|-----|-----|---------------|------|
|      |                        |   |    |   |       |     |     | Laguna        | Opp. |
| 1935 | Maurice "Red" Guyer    | 1 | 10 | 0 | 0.091 | 43  | 271 | 3.9           | 24.6 |
| 1936 | Maurice "Red" Guyer    | 6 | 2  | 0 | 0.750 | 120 | 63  | 15.0          | 7.9  |
| 1937 | Maurice "Red" Guyer    | 7 | 0  | 2 | 0.889 | 98  | 12  | 12.3          | 1.5  |
| 1938 | Maurice "Red" Guyer    | 3 | 5  | 1 | 0.389 | 103 | 96  | 11.4          | 10.7 |
| 1939 | Maurice "Red" Guyer    | 4 | 4  | 0 | 0.500 | 45  | 56  | 5.6           | 7.0  |
| 1940 | Maurice "Red" Guyer    | 4 | 3  | 1 | 0.563 | 86  | 71  | 10.8          | 8.9  |
| 1941 | Maurice "Red" Guyer    | 6 | 1  | 1 | 0.813 | 83  | 21  | 10.4          | 2.6  |
| 1942 | Lawrence "Bud" Langley | 2 | 4  | 1 | 0.357 | 33  | 93  | 4.7           | 13.3 |
| 1943 | Lawrence "Bud" Langley | 4 | 2  | 0 | 0.667 | 77  | 40  | 12.8          | 6.7  |
| 1944 | Lawrence "Bud" Langley | 4 | 2  | 1 | 0.643 | 93  | 37  | 13.3          | 5.3  |
| 1945 | Lawrence "Bud" Langley | 5 | 2  | 0 | 0.714 | 173 | 56  | 24.7          | 8.0  |
| 1946 | Maurice "Red" Guyer    | 8 | 0  | 0 | 1.000 | 210 | 43  | 26.3          | 5.4  |
| 1947 | Maurice "Red" Guyer    | 7 | 2  | 0 | 0.778 | 232 | 96  | 25.8          | 10.7 |
| 1948 | Maurice "Red" Guyer    | 4 | 4  | 0 | 0.500 | 103 | 122 | 12.9          | 15.3 |
| 1949 | Maurice "Red" Guyer    | 8 | 3  | 0 | 0.727 | 274 | 114 | 24.9          | 10.4 |
| 1950 | Maurice "Red" Guyer    | 7 | 2  | 0 | 0.778 | 238 | 49  | 26.4          | 5.4  |
| 1951 | Maurice "Red" Guyer    | 5 | 3  | 0 | 0.625 | 128 | 66  | 16.0          | 8.3  |
| 1952 | Maurice "Red" Guyer    | 9 | 2  | 0 | 0.818 | 200 | 70  | 18.2          | 6.4  |
| 1953 | Maurice "Red" Guyer    | 6 | 3  | 0 | 0.667 | 143 | 100 | 15.9          | 11.1 |
| 1954 | Maurice "Red" Guyer    | 5 | 4  | 0 | 0.556 | 129 | 90  | 14.3          | 10.0 |
| 1955 | Maurice "Red" Guyer    | 4 | 4  | 1 | 0.500 | 177 | 179 | 19.7          | 19.9 |
| 1956 | Maurice "Red" Guyer    | 8 | 1  | 0 | 0.889 | 313 | 125 | 34.8          | 13.9 |
| 1957 | LaVerne Dugger         | 2 | 6  | 1 | 0.278 | 78  | 149 | 9.8           | 18.6 |

| Year | Coach           | W  | L  | T | Pct.  | PF  | PA  | Average Score |      |
|------|-----------------|----|----|---|-------|-----|-----|---------------|------|
|      |                 |    |    |   |       |     |     | Laguna        | Opp. |
| 1958 | LaVerne Dugger  | 7  | 2  | 0 | 0.778 | 191 | 84  | 21.2          | 9.3  |
| 1959 | LaVerne Dugger  | 4  | 4  | 0 | 0.500 | 96  | 80  | 12.0          | 10.0 |
| 1960 | LaVerne Dugger  | 1  | 8  | 0 | 0.111 | 64  | 225 | 7.1           | 25.0 |
| 1961 | Hal Akins       | 4  | 3  | 2 | 0.556 | 163 | 110 | 18.1          | 12.2 |
| 1962 | Hal Akins       | 8  | 4  | 0 | 0.667 | 205 | 128 | 18.6          | 11.6 |
| 1963 | Hal Akins       | 6  | 2  | 1 | 0.722 | 147 | 52  | 16.3          | 5.8  |
| 1964 | Hal Akins       | 8  | 2  | 1 | 0.773 | 217 | 72  | 19.7          | 6.5  |
| 1965 | Hal Akins       | 6  | 3  | 0 | 0.667 | 173 | 55  | 19.2          | 6.1  |
| 1966 | Hal Akins       | 6  | 3  | 0 | 0.667 | 185 | 95  | 20.6          | 10.6 |
| 1967 | Hal Akins       | 4  | 5  | 0 | 0.444 | 171 | 199 | 19.0          | 22.1 |
| 1968 | Hal Akins       | 10 | 1  | 0 | 0.909 | 261 | 106 | 23.7          | 9.6  |
| 1969 | Hal Akins       | 1  | 8  | 0 | 0.111 | 60  | 273 | 6.7           | 30.3 |
| 1970 | Hal Akins       | 1  | 8  | 0 | 0.111 | 79  | 261 | 8.8           | 29.0 |
| 1971 | Hal Akins       | 3  | 6  | 0 | 0.333 | 71  | 241 | 7.9           | 26.8 |
| 1972 | Hal Akins       | 4  | 5  | 0 | 0.444 | 157 | 215 | 17.4          | 23.9 |
| 1973 | Hal Akins       | 1  | 8  | 0 | 0.111 | 75  | 186 | 8.3           | 20.7 |
| 1974 | Dennis Haryung  | 2  | 7  | 0 | 0.222 | 109 | 120 | 12.1          | 13.3 |
| 1975 | Dennis Haryung  | 2  | 7  | 0 | 0.222 | 85  | 138 | 9.4           | 15.3 |
| 1976 | Dennis Haryung  | 1  | 8  | 0 | 0.111 | 101 | 51  | 11.2          | 5.7  |
| 1977 | Dennis Haryung  | 5  | 4  | 0 | 0.556 | 162 | 131 | 18.0          | 14.6 |
| 1978 | Walt Hamera     | 4  | 5  | 0 | 0.444 | 123 | 141 | 13.7          | 15.7 |
| 1979 | Walt Hamera     | 4  | 5  | 0 | 0.444 | 115 | 133 | 12.8          | 14.8 |
| 1980 | Walt Hamera     | 7  | 3  | 0 | 0.700 | 213 | 119 | 21.3          | 11.9 |
| 1981 | Walt Hamera     | 3  | 5  | 1 | 0.389 | 119 | 172 | 13.2          | 19.1 |
| 1982 | Dennis Haryung  | 4  | 5  | 0 | 0.444 | 87  | 126 | 9.7           | 14.0 |
| 1983 | Dennis Haryung  | 1  | 9  | 0 | 0.100 | 77  | 223 | 7.7           | 22.3 |
| 1984 | Dennis Haryung  | 3  | 7  | 0 | 0.300 | 90  | 199 | 9.0           | 19.9 |
| 1985 | Cedrick Hardman | 3  | 7  | 0 | 0.300 | 230 | 273 | 23.0          | 27.3 |
| 1986 | Cedrick Hardman | 8  | 3  | 0 | 0.727 | 180 | 174 | 16.4          | 15.8 |
| 1987 | Lyman Olney     | 10 | 2  | 0 | 0.833 | 282 | 165 | 23.5          | 13.8 |
| 1988 | Lyman Olney     | 2  | 7  | 1 | 0.250 | 55  | 195 | 5.5           | 19.5 |
| 1989 | Lyman Olney     | 1  | 9  | 0 | 0.100 | 111 | 281 | 11.1          | 28.1 |
| 1990 | Lyman Olney     | 2  | 8  | 0 | 0.200 | 143 | 276 | 14.3          | 27.6 |
| 1991 | Lyman Olney     | 2  | 8  | 0 | 0.200 | 137 | 258 | 13.7          | 25.8 |
| 1992 | Mike Barron     | 1  | 9  | 0 | 0.100 | 169 | 339 | 16.9          | 33.9 |
| 1993 | Mike Roche      | 2  | 8  | 0 | 0.200 | 178 | 335 | 17.8          | 33.5 |
| 1994 | Mike Roche      | 2  | 8  | 0 | 0.200 | 182 | 314 | 18.2          | 31.4 |
| 1995 | Mike Roche      | 3  | 7  | 0 | 0.300 | 84  | 241 | 8.4           | 24.1 |
| 1996 | Dave Holland    | 0  | 9  | 1 | 0.050 | 67  | 341 | 6.7           | 34.1 |
| 1997 | Dave Holland    | 0  | 10 | 0 | 0.000 | 41  | 437 | 4.1           | 43.7 |
| 1998 | Dave Holland    | 3  | 7  | 0 | 0.300 | 123 | 288 | 12.3          | 28.8 |
| 1999 | Dave Holland    | 3  | 7  | 0 | 0.300 | 186 | 214 | 18.6          | 21.4 |
| 2000 | Dave Holland    | 2  | 8  | 0 | 0.200 | 165 | 270 | 16.5          | 27.0 |
| 2001 | Dave Holland    | 6  | 4  | 0 | 0.600 | 193 | 166 | 19.3          | 16.6 |
| 2002 | Dave Holland    | 5  | 6  | 0 | 0.455 | 250 | 264 | 22.7          | 24.0 |
| 2003 | Dave Holland    | 3  | 6  | 1 | 0.350 | 213 | 278 | 21.3          | 27.8 |
| 2004 | Jimmy Nolan     | 0  | 10 | 0 | 0.000 | 159 | 206 | 15.9          | 20.6 |
| 2005 | Jimmy Nolan     | 5  | 4  | 1 | 0.550 | 198 | 205 | 19.8          | 20.5 |
| 2006 | Jimmy Nolan     | 5  | 6  | 0 | 0.455 | 136 | 295 | 12.4          | 26.8 |
| 2007 | Jonathan Todd   | 2  | 8  | 0 | 0.200 | 103 | 259 | 10.3          | 25.9 |
| 2008 | Jonathan Todd   | 5  | 7  | 0 | 0.417 | 271 | 307 | 22.6          | 25.6 |
| 2009 | Jonathan Todd   | 5  | 6  | 0 | 0.455 | 343 | 405 | 31.2          | 36.8 |

Average Score


| Year | Coach             | W  | L | T | Pct.  | PF  | PA  | Laguna | Opp. |
|------|-------------------|----|---|---|-------|-----|-----|--------|------|
| 2010 | Jonathan Todd     | 3  | 7 | 0 | 0.300 | 257 | 394 | 25.7   | 39.4 |
| 2011 | Michael Churchill | 10 | 3 | 0 | 0.769 | 588 | 353 | 45.2   | 27.2 |
| 2012 | Michael Churchill | 11 | 1 | 1 | 0.885 | 583 | 237 | 44.8   | 18.2 |
| 2013 | Corey Brown       | 5  | 5 | 0 | 0.500 | 370 | 291 | 37.0   | 29.1 |
| 2014 | Corey Brown       | 2  | 8 | 0 | 0.200 | 200 | 324 | 20.0   | 32.4 |
| 2015 | Ted Clarke        | 2  | 8 | 0 | 0.200 | 123 | 320 | 12.3   | 32.0 |
| 2016 | John Shanahan     | 8  | 5 | 0 | 0.615 | 352 | 348 | 27.1   | 26.8 |
| 2017 | John Shanahan     | 5  | 6 | 0 | 0.455 | 293 | 313 | 26.6   | 28.5 |
| 2018 | John Shanahan     | 10 | 3 | 0 | 0.769 | 418 | 305 | 32.2   | 23.5 |
| 2019 | John Shanahan     | 5  | 5 | 0 | 0.500 | 329 | 231 | 32.9   | 23.1 |
| 2020 | John Shanahan     | 1  | 4 | 0 | 0.200 | 132 | 142 | 26.4   | 28.4 |
| 2021 | John Shanahan     | 10 | 2 | 0 | 0.833 | 438 | 222 | 36.5   | 18.5 |
| 2022 | John Shanahan     | 11 | 4 | 0 | 0.733 | 499 | 363 | 33.3   | 24.2 |
| 2023 | John Shanahan     | 9  | 2 | 0 | 0.818 | 451 | 177 | 41.0   | 16.1 |
| 2024 | John Shanahan     | 9  | 2 | 0 | 0.818 | 367 | 166 | 33.4   | 15.1 |

**Coaches Overall & Conference Records 1935-2024**

See Section II, page 2.



Mike Churchill




LT Dugger



John Shanahan



1968 Staff (L-R) Darrell McKibben, Ed Bowen, Norm Borucki, Hal Atkins



1984 Staff: L-R Back.Front: Tom Purdy, Dennis Haryung, Jeff Greenough, Eric Johnson

# Laguna Team Records

## Team Game:

### 1st Downs:

33 vs Costa Mesa, November 4, 2011

### Most Yards Rushing:

662 yards @ Calvary Chapel/SA, Oct 24, 2013

### Most Yards Passing:

500 yards vs Lakeside, September 22, 2023

### Last 0 yards Passing:

September 9, 2011 vs Webb (1 attempt)

### Highest Total Offense:

683 vs Santa Ana (230 rush, 453 pass) Sep 3, 2023

### Most Yards per play:

15.2 @ Saddleback, November 11, 2011  
(411 yards, 27 plays won 56-3)

### Most Plays:

80 vs. Costa Mesa (36 rushes, 44 passes)  
November 4, 2011

### Fewest Yards - Total Offense:

-16 yds @ Costa Mesa, Nov. 13, 1997  
(-29 rush, 13 pass)

### Fewest Yards Allowed - Rushing

-47 yds vs. St Monica's, Sep 26, 2008

### Fewest yards allowed - Total Defense

Minus 1 yard by Godinez, October 29, 2021  
(6 yds rush, -7 yds pass, 2 1st downs)

### Penalties - number

26 vs. Costa Mesa, October 24, 1986

### Penalties - yards

203 vs. La Serna, September 19, 1986

### Most points scored:

75 vs Lakeside, Sep 9, 2023

### Touchdowns scored:

11 vs. Capistrano, November 16, 1945  
@ John Glenn, September 13, 2012  
Vs Lakeside, September 22, 2023

### Touchdowns scored on Runbacks:

5 @ John Glenn, September 13, 2012  
(2 PR, 2 IR, 1 FR)

### Safeties – Game

2 vs La Quinta/W, September 7, 2007

### Safeties - Season

2 – 1939, 1948, 1965, 2007

### Most points - Quarter

35 pts vs Bolsa Grande, September 6, 2013  
(5TD's, 5 PAT) 1st quarter, won 48-17)

### Most points allowed:

Quarter – 33 @ Marina Mar 25, 2021 2<sup>nd</sup> Qtr  
Game - 69 vs Coronado, September 18, 2009

### Highest Scoring Game (Both teams):

118 (Calvary Chapel 62, Laguna 56)  
October 24, 2013, 1 OT)

### Biggest margin of win:

70, Laguna 70, Capistrano 0, November 16, 1945

### Biggest margin of loss:

56, Laguna Hills 56, Laguna 0,  
November 1, 1996 & October 31, 1997

### Highest scoring tie game:

36-36 tie vs University, September 7, 2012

### Last 0-0 tie:

November 3, 1961 vs Magnolia.

### Last Tie Game

36-36 tie vs University, September 7, 2012

### Overtime Games (1-3)

October 29, 2004 @ University Won 21-20  
Tied 14-14 after regulation (later forfeited)  
October 24, 2013 @ Calvary Chapel/SA lost 62-56  
Tied 56-56 after regulation  
October 31, 2014 Calvary Chapel/SA lost 35-28  
Tied 28-28 after regulation  
October 25, 2019 Western lost 56-49  
Tied 49-49 after regulation  
August 17, 2023 @ Chino lost 27-26  
Tied 20-20 after regulation

### Last Laguna shutout:

October 13, 2023 vs Ocean View (Won 64-0)

### Last time held scoreless:

September 23, 2016 @ St Margaret's (Lost 38-0)

### Earliest Game Date Played

August 17, 2023 @ Chino (Lost 27-26 OT)

### Latest Game Date Played [Excluding COVID]

December 7, 1962 vs. Brea Olinda (CIF)

**Team Season:***Most Games:*

15 - 2022

*Most Touchdowns by Receiving:*

45 - 2021

*Most Wins:*

11 in 2012, 2022

*Most Touchdowns on Kick Returns*12 – 2012 ( 3 KO, 9 PR) **[State Record]***Most Losses:*

10 in 1935, 1997, 2004 (Forfeits)

*Most Touchdowns on Runbacks*17 – 2012 (3 KO, 9 PR, 1 FR, 4 IR) **[State record]***Most Points Scored*

499 in 2022 (15 games)

*Most First Downs Per Game:*

17 – 2011

*Most Points per-game:*

45.2 in 2011 (588 points in 13 games)

*Most Yards per game*

446.4 – 2013

*Most Points per-game – League:*

46.0 in 2012 (5 games)

*Most Yards per play*

9.5 - 2011

*Fewest points scored per-game:*

3.9 in 1935

*Most shutouts in a row:*

7 - 1937

*Most points allowed per-game:*

43.7 in 1997

*Consecutive games held scoreless:*

4 - 1997

*Fewest points allowed per-game:*

1.5 in 1937

*Undefeated & Tied Regular Seasons:*

2 (1946 &amp; 1968)

*Largest Per-game Net Scoring Margin*

26.6 points per game - 2012

*Conference Championships:*

18 (1936, 41, 46-47, 50, 52, 59, 68, 80, 87, 06, 09, 12, 18, 21-22-23-24)

*Lowest Per-game Net Scoring Margin*

39.6 points per game, 1997

*CIF:*23 Appearances, 45 games 24-21-0 record,  
2 Championships (1946, 2022)*Most Touchdowns by Rushing*

59 – 2011

**Cardiac Finishes: - Games won or lost on the last play of the game...**

Laguna 14, @ Capistrano 12, October 22, 1948:

Rod Riehl passes to Emilio Hilario for a 37yard pass play and the win.

Laguna 19, Huntington Beach 13, September 26, 1958:

Mark McManus catches a 37 yd pass from John Onstott to win the season's opening game.

Orange 13, Laguna 9, November 14, 1958:

Carl Keller runs 87 yards to snap Laguna's 7-game win streak.

Laguna 12, University 7, November 10, 1977 @ Irvine HS

Bill Gompf scrambles until he spots Matt McCullough for the game winning pass play.

Coronado 39, Laguna 34, October 7, 1994 @ Coronado HS

Ledge Hakes is awarded a touchdown on a 10-yard run with an errant field goal attempt as time expires.

University 16, Laguna 14, November 4, 2005:

Louis Fienstein kicks a 31yard field goal as time expires to spoil Laguna's 50<sup>th</sup> Homecoming

**Highest Scoring games - Laguna**

| Date      | LB     | Opp                     |
|-----------|--------|-------------------------|
| 22-Sep-23 | W 75   | Lakeside/Lk Elsinore 12 |
| 13-Sep-12 | W 74 @ | Glenn 19                |
| 16-Sep-11 | W 73   | Ocean View 40           |
| 16-Nov-45 | W 70   | Capistrano 0            |
| 8-Sep-23  | W 68   | Santa Ana 48            |
| 13-Oct-23 | W 64   | Ocean View 0            |
| 31-Aug-12 | W 62 @ | Bolsa Grande 14         |
| 17-Oct-08 | W 61   | Godinez 6               |
| 28-Sep-12 | W 59   | Pioneer 7               |
| 18-Oct-13 | W 59   | Estancia 14             |

**Most points allowed**

| Date      | LB     | Opp                  |
|-----------|--------|----------------------|
| 18-Sep-09 | L 20   | Coronado 69          |
| 25-Oct-85 | L 27   | Newport Harbor 68    |
| 16-Oct-92 | L 19   | Costa Mesa 65        |
| 11-Sep-09 | L 34   | Corona del Mar 65    |
| 4-Nov-11  | L 47   | Costa Mesa 63        |
| 9-Nov-00  | L 23   | Estancia 62          |
| 10-Sep-10 | L 27   | Northwood 62         |
| 24-Oct-13 | L 56 @ | Calvary Chapel/SA 62 |
| 1-Nov-90  | L 28   | Laguna Hills 61      |
| 28-Oct-60 | L 7    | Brea - Olinda 59     |
| 25-Mar-21 | L 40 @ | Marina 59            |

**Widest Margin of Victory**

| Total Points | Date      | LB     | Opp                  |
|--------------|-----------|--------|----------------------|
| 70           | 16-Nov-45 | W 70   | Capistrano 0         |
| 64           | 13-Oct-23 | W 64   | Ocean View 0         |
| 63           | 22-Sep-23 | W 75   | Lakeside 12          |
| 55           | 17-Oct-08 | W 61   | Godinez 6            |
| 55           | 13-Sep-12 | W 74 @ | Glenn 19             |
| 53           | 11-Nov-11 | W 56 @ | Saddleback 3         |
| 52           | 19-Nov-54 | W 52 @ | Capistrano 0         |
| 52           | 28-Sep-12 | W 59   | Pioneer 7            |
| 51           | 3-Oct-46  | W 51   | Long Beach Poly JV 0 |
| 51           | 6-Sep-24  | W 51   | Kennedy 0            |

**Widest Margin of Loss**

| Total Points | Date      | LB    | Opp               |
|--------------|-----------|-------|-------------------|
| -56          | 31-Oct-97 | L 0   | Laguna Hills 56   |
| -56          | 1-Nov-96  | L 0 @ | Laguna Hills 56   |
| -55          | 8-Nov-35  | L 0 @ | Valencia 55       |
| -55          | 17-Nov-06 | L 0   | Valencia 55       |
| -52          | 28-Oct-60 | L 7 @ | Brea - Olinda 59  |
| -51          | 13-Nov-97 | L 0 @ | Costa Mesa 51     |
| -50          | 25-Oct-69 | L 6 @ | Orange 56         |
| -50          | 9-Oct-42  | L 0 @ | Newport Harbor 50 |
| -49          | 6-Oct-06  | L 0   | Capo Valleyl 49   |
| -49          | 19-Sep-09 | L 20  | Coronado 69       |

**Highest Scoring Games - Combined Score**

| Total | Date      | LB     | Opp                  |
|-------|-----------|--------|----------------------|
| 118   | 24-Oct-13 | L 56 @ | Calvary Chapel/SA 62 |
| 116   | 8-Sep-23  | W 68   | Santa Ana 48         |
| 113   | 17-Sep-11 | W 73   | Ocean View 40        |
| 111   | 3-Dec-22  | L 55   | Granada Hills 56     |
| 110   | 4-Nov-11  | L 47   | Costa Mesa 63        |
| 105   | 25-Oct-19 | L 49   | Western 56           |
| 99    | 11-Sep-09 | L 34   | Corona del Mar 65    |
| 99    | 25-Mar-21 | L 40 @ | Marina 59            |
| 95    | 25-Oct-85 | L 27   | Newport Harbor 68    |
| 95    | 5-Oct-18  | W 49   | Rio Hondo Prep 46    |

**Highest Scoring Tie Games - Combined Score**

| Total | Date      | LB     | Opp                  |
|-------|-----------|--------|----------------------|
| 72    | 7-Sep-12  | T 36   | University 36        |
| 38    | 28-Oct-55 | T 19   | La Habra 19          |
| 38    | 4-Nov-38  | T 19 @ | Brea - Olinda 19     |
| 28    | 14-Nov-03 | T 14   | Calvary Chapel/SA 14 |
| 28    | 16-Sep-05 | T 14 @ | Ocean View 14        |
| 26    | 18-Sep-81 | T 13   | Irvine 13            |
| 26    | 13-Nov-64 | T 13   | San Clemente 13      |
| 14    | 31-Oct-41 | T 7 @  | Tustin 7             |
| 14    | 1-Nov-40  | T 7    | Tustin 7             |
| 14    | 5-Oct-96  | T 7 @  | Calvary Chapel/SA 7  |

**Most Points Scored - Quarter**

| Points | Quarter | Opponent            | Date      |
|--------|---------|---------------------|-----------|
| 35     | 1st     | Bolsa Grande        | 6-Sep-13  |
| 34     | 4th     | @ Capistrano        | 29-Nov-40 |
| 34     | 2nd     | @ Calvary Chapel/SA | 20-Oct-11 |
| 34     | 1st     | @ Westminster       | 15-Oct-21 |
| 34     | 1st     | @ Godinez           | 14-Oct-22 |
| 33     | 4th     | @ Capistrano        | 29-Nov-54 |
| 33     | 1st     | Santa Ana           | 8-Sep-23  |
| 29     | 4th     | @ Aliso Niguel      | 28-Oct-94 |
| 28     | 4th     | Irvine              | 5-Oct-79  |
| 28     | 1st     | Ocean View          | 17-Sep-04 |
| 28     | 3rd     | Godinez             | 17-Oct-08 |
| 28     | 1st     | Ocean View          | 17-Sep-11 |
| 28     | 1st     | @ Bolsa Grande      | 31-Aug-12 |
| 28     | 2nd     | @ Glenn             | 13-Sep-12 |
| 28     | 1st     | Calvary Chapel/SA   | 19-Oct-12 |

**Most Points Allowed - Quarter**

| Points | Quarter | Opponent            | Date      |
|--------|---------|---------------------|-----------|
| 33     | 2nd     | @ Marina            | 25-Mar-21 |
| 32     | 2nd     | @ Dana Hills        | 27-Sep-85 |
| 31     | 2nd     | Calvary Chapel / SA | 3-Oct-97  |
| 30     | 3rd     | Ocean View          | 1-Oct-99  |
| 30     | 1st     | @ Westminster       | 19-Sep-14 |
| 28     | 3rd     | Orange              | 25-Oct-69 |
| 28     | 2nd     | Orange Lutheran     | 9-Oct-98  |
| 28     | 2nd     | @ Francis Parker    | 9-Oct-09  |
| 28     | 2nd     | @ Bishop Montgomery | 24-Sep-10 |
| 28     | 2nd     | @ Godinez           | 28-Oct-11 |

**Most Combined Points Scored - Quarter**

| Points | Quarter | Game                               | Date      |
|--------|---------|------------------------------------|-----------|
| 47     | 4th     | @ Capo 13, Laguna 34               | 29-Nov-40 |
| 43     | 4th     | Rio Hondo Prep 29, Laguna 14       | 5-Oct-18  |
| 42     | 2nd     | Laguna Beach 21, Western 21        | 25-Oct-19 |
| 41     | 1st     | Laguna 28, Ocean View 13           | 17-Sep-11 |
| 41     | 2nd     | Laguna 34, Calvary Chapel/SA 7     | 20-Oct-11 |
| 41     | 4th     | Laguna Beach 27, Costa Mesa 14     | 4-Nov-11  |
| 41     | 2ns     | @ Laguna Beach 27, Bolsa Grande 14 | 31-Aug-12 |
| 41     | 2nd     | Laguna Beach 21, Granada Hills 20  | 3-Dec-22  |
| 40     | 1st     | Northwood 27, Laguna Beach 13      | 10-Sep-10 |
| 40     | 4th     | @ Laguna Beach 20, Marina 20       | 25-Mar-21 |
| 40     | 1st     | Laguna Beach 33, Santa Ana 7       | 8-Sep-23  |

**Most Points Scored - 1st Half**

| Points | Opponent             | Date      |
|--------|----------------------|-----------|
| 56     | Calvary Chapel/SA    | 19-Oct-12 |
| 55     | @ Bolsa Grande       | 31-Aug-12 |
| 55     | @ Glenn              | 14-Sep-12 |
| 54     | Lakeside/Lk Elsinore | 22-Sep-23 |
| 49     | Godinez              | 29-Oct-21 |
| 48     | Bolsa Grande         | 6-Sep-13  |
| 48     | Bolsa Grande         | 25-Aug-17 |
| 48     | @ Godinez            | 14-Oct-22 |
| 47     | Costa Mesa           | 20-Aug-21 |
| 47     | Santa Ana            | 8-Sep-23  |

**Most Points Scored - 2nd Half**

| Points | Opponent        | Date      |
|--------|-----------------|-----------|
| 41     | @ Capistrano    | 29-Nov-40 |
| 40     | @ Marina        | 25-Mar-21 |
| 37     | Capistrano      | 16-Nov-45 |
| 36     | @ Aliso Niguel  | 28-Oct-94 |
| 35     | Orange          | 1-Nov-68  |
| 35     | Irvine          | 5-Oct-79  |
| 35     | Godinez         | 17-Oct-08 |
| 34     | @ Capistrano    | 10-Nov-50 |
| 34     | @ Coronado (SD) | 7-Oct-94  |
| 33     | @ Capistrano    | 19-Nov-54 |
| 33     | Costa Mesa      | 4-Nov-11  |

**Most Points Allowed - 1st Half**

| Points | Opponent         | Date      |
|--------|------------------|-----------|
| 51     | @ Westminster    | 19-Sep-14 |
| 47     | Newport Harbor   | 25-Oct-85 |
| 43     | Laguna Hills     | 31-Oct-97 |
| 43     | Coronado         | 18-Sep-09 |
| 42     | Orange Lutheran  | 23-Sep-94 |
| 42     | Orange Lutheran  | 9-Oct-98  |
| 42     | @ Francis Parker | 9-Oct-09  |
| 41     | @ Laguna Hills   | 4-Nov-94  |
| 41     | Costa Mesa       | 3-Oct-03  |
| 41     | Northwood        | 10-Sep-10 |
| 41     | @ Costa Mesa     | 10-Oct-14 |
| 41     | St Margaret's    | 22-Sep-17 |

**Most Points Allowed - 2nd Half**

| Points | Opponent        | Date      |
|--------|-----------------|-----------|
| 49     | @ Orange        | 25-Oct-69 |
| 44     | Costa Mesa      | 16-Oct-92 |
| 44     | Corona del Mar  | 11-Sep-09 |
| 34     | Estancia        | 9-Nov-00  |
| 34     | Santa Ana       | 8-Sep-23  |
| 33     | @ Mission Viejo | 14-Nov-75 |
| 33     | Estancia        | 2-Nov-84  |
| 33     | Aliso Niguel    | 24-Oct-97 |
| 33     | @ Godinez       | 31-Oct-13 |
| 30     | Ocean View      | 1-Oct-99  |

**Single Game Yards Rush**

| Yards | Plays | Game             | Date      |
|-------|-------|------------------|-----------|
| 662   | 45    | @ Calvary Chapel | 24-Oct-13 |
| 579   | 48    | Webb             | 9-Sep-11  |
| 551   | 37    | @ Saddleback     | 11-Oct-13 |
| 515   | 43    | Estancia         | 18-Oct-13 |
| 503   | 33    | Ocean View       | 16-Sep-11 |
| 480   | 30    | @ Mary Star      | 30-Sep-11 |
| 443   | 43    | Calvary Chapel   | 23-Oct-09 |
| 443   | 37    | @ Anaheim        | 18-Nov-11 |
| 408   | 23    | Calvary Chapel   | 19-Oct-12 |
| 406   |       | Rancho Alamitos  | 19-Oct-56 |

**Single Game Yards Pass**

| Yards | Game             | Date      |
|-------|------------------|-----------|
| 500   | Lakeside         | 22-Sep-23 |
| 453   | Santa Ana        | 8-Sep-23  |
| 448   | Costa Mesa       | 4-Nov-11  |
| 428   | Godinez          | 29-Oct-21 |
| 403   | Western          | 25-Oct-19 |
| 394   | @ St. Margaret's | 23-Aug-24 |
| 390   | @ Westminster    | 27-Oct-23 |
| 382   | Ocean View       | 13-Oct-23 |
| 369   | Godinez          | 20-Oct-23 |
| 365   | @ La Quinta/LQ   | 11-Nov-22 |

**Single Game Total Offense**

| Yards | Plays | Game                | Date      | Yards | Plays | Game                 | Date      |
|-------|-------|---------------------|-----------|-------|-------|----------------------|-----------|
| 683   | 65    | Santa Ana           | 8-Sep-23  | 534   | 67    | Western              | 25-Oct-19 |
| 681   | 54    | @ Calvary Chapel/SA | 24-Oct-13 | 519   |       | Kearny               | 22-Oct-56 |
| 627   | 80    | Costa Mesa          | 4-Nov-11  | 516   | 34    | Ocean View           | 12-Oct-21 |
| 585   | 42    | @ Saddleback        | 11-Oct-13 | 514   | 48    | @ St.Margaret's      | 23-Aug-24 |
| 584   | 55    | Estancia            | 18-Oct-13 | 500   | 41    | @ Anaheim            | 18-Nov-11 |
| 579   | 49    | Webb                | 9-Sep-11  | 498   | 51    | @ St Monica          | 26-Sep-09 |
| 569   | 41    | Ocean View          | 16-Sep-11 | 498   | 53    | Calvary Chapel/SA    | 23-Oct-09 |
| 567   | 55    | @ Westminster       | 27-Oct-23 | 497   | 39    | Lakeside/Lk Elsinore | 22-Sep-23 |
| 551   | 44    | Godinez             | 26-Oct-12 | 490   | 42    | @ Calvary Chapel/SA  | 21-Oct-11 |
| 535   | 26    | @ Mary Star         | 30-Sep-11 | 483   | 48    | @ Bellflower         | 20-Sep-19 |
| 535   | 41    | Ocean View          | 13-Oct-23 | 479   | 62    | Calvary Chapel/SA    | 19-Oct-02 |

**Shutouts:**

There have been 110 Laguna Defensive Shutouts. Recent::

| Date      | LB     | Opp              |
|-----------|--------|------------------|
| 20-Sep-24 | W 40   | El Dorado        |
| 13-Sep-24 | W 41   | Gig Harbor (WA)  |
| 6-Sep-24  | W 51   | Kennedy          |
| 13-Oct-23 | W 64   | Ocean View       |
| 28-Oct-22 | W 40 @ | Ocean View       |
| 14-Oct-22 | W 48   | Godinez          |
| 29-Oct-21 | W 49   | Godinez          |
| 19-Mar-21 | W 40 @ | Jurupa Valley    |
| 20-Sep-13 | W 35   | Rancho Dominguez |
| 8-Sep-06  | W 18   | La Quinta        |
| 8-Oct-04  | W 21 @ | Magnolia *       |

\* Forfeit Loss

Laguna has been held scoreless 102 times, Recent::

| Date      | LB    | Opp              |
|-----------|-------|------------------|
| 23-Sep-16 | L 0 @ | St Margaret's    |
| 30-Oct-15 | L 0 @ | Calvary Chapel   |
| 11-Sep-15 | L 0 @ | Segerstrom       |
| 28-Aug-15 | L 0   | Valley Christian |
| 10-Oct-14 | L 0   | Costa Mesa       |
| 28-Nov-08 | L 0   | Corona del Mar   |
| 12-Sep-08 | L 0 @ | Corona del Mar   |
| 5-Sep-08  | L 0 @ | Coronado         |
| 12-Oct-07 | L 0   | Notre Dame/R     |
| 27-Sep-07 | L 0 @ | University       |

**10 Best Seasons**

| Year | Record | Pct.  | Coach               |
|------|--------|-------|---------------------|
| 1946 | 8-0-0  | 1.000 | Maurice "Red" Guyer |
| 1968 | 10-1-0 | 0.909 | Hal Akins           |
| 1956 | 8-1-0  | 0.889 | Maurice "Red" Guyer |
| 1937 | 7-0-2  | 0.889 | Maurice "Red" Guyer |
| 2012 | 11-1-1 | 0.885 | Mike Churchill      |
| 1987 | 10-2-0 | 0.833 | Lyman Olney         |
| 2021 | 10-2-0 | 0.833 | John Shanahan       |
| 1952 | 9-2-0  | 0.818 | Maurice "Red" Guyer |
| 2023 | 9-2-0  | 0.818 | John Shanahan       |
| 2024 | 9-2-0  | 0.813 | John Shanahan       |

**10 Worse Seasons (Excluding 1976 & 2004 Forfeit Season)**

| Year | Record | Pct.  | Coach               |
|------|--------|-------|---------------------|
| 1997 | 0-10-0 | 0.000 | Dave Holland        |
| 1996 | 0-9-1  | 0.050 | Dave Holland        |
| 1935 | 1-10-0 | 0.091 | Maurice "Red" Guyer |
| 1983 | 1-9-0  | 0.100 | Dennis Haryung      |
| 1989 | 1-9-0  | 0.100 | Lyman Olney         |
| 1992 | 1-9-0  | 0.100 | Mike Barron         |
| 1960 | 1-8-0  | 0.111 | LaVerne Dugger      |
| 1969 | 1-8-0  | 0.111 | Hal Akins           |
| 1970 | 1-8-0  | 0.111 | Hal Akins           |
| 1973 | 1-8-0  | 0.111 | Hal Akins           |

**Win Streaks:**

All-time: 11 Games (1955-56, 1967-68)  
 Home: 10 Games (1945-47)  
 Road: 11 Games (2010-12)  
 Conference: 11 Games (1946-48 & 2021-24)  
 Unbeaten Streak: 12 Games (1955-56, 2012) 1 tie

**Consecutive Games Scoring:**

Laguna: 96 Games (2016 – current)  
 Opponents: 80 Games (2006 – 2013) Current: 6

**Losing Streaks:**

All-time: 18 Games (1996-98)  
 15 Games (1975-76) includes 6 forfeits  
 11 Games (1935-36, 1983-84)  
 Home: 9 Games (1988-90)  
 Road: 11 Games (1990-92)  
 Conference: 23 Games (1973-76)  
 Non-winning 27 (1995 - 1998) [not counting forfeit wins]

Day Games: 158 games, 98-53-7 (0.642)  
 Night Games: 713 games, 309-392-12 (0.441)  
 Forfeits, games not played: 3 games, 3-0-0 record (1.000)

Games played on Artificial Turf: 188 games -104-83-1 (0.556)

**Game Record by Day-of-the-Week: (Thru 2024)**

|              | Gms        | W          | L          | T         | Pct.         |
|--------------|------------|------------|------------|-----------|--------------|
| Monday       | 2          | 0          | 2          | 0         | 0.000        |
| Tuesday      | 2          | 2          | 0          | 0         | 1.000        |
| Wednesday    | 10         | 6          | 4          | 0         | 0.600        |
| Thursday     | 72         | 33         | 39         | 0         | 0.458        |
| Friday       | 741        | 352        | 371        | 18        | 0.487        |
| Saturday     | 47         | 17         | 29         | 1         | 0.372        |
| Sunday       | 0          | 0          | 0          | 0         | 0.000        |
| Not Played   | 3          | 3          | 0          | 0         | 1.000        |
| <i>Total</i> | <i>874</i> | <i>410</i> | <i>445</i> | <i>19</i> | <i>0.448</i> |



**2022 SS CIF D-9 CHAMPIONS**

# Laguna Football Individual Records

Season records include CIF and league playoff games

## Total Offense

### Plays – Game

52 – Jackson Kollock @ Ocean View, October 22, 2022

### Yards – Game

547 – Nathan Lancaster @ Calvary Chapel/SA Oct 24, 2013

(547 rush, 0 pass)

### Touchdowns Responsible (Rush TDs + TD Passes) Game

7 – Andrew Johnson vs Western (7 pass) Oct 25, 2019

Jackson Kollock vs Santa Ana (2 Rush + 5 pass) Sep 8, 2023

Jackson Kollock vs Lakeside (7 pass) Sep 22, 2023

Jackson Kollock vs Godinez (7 pass) Oct 20, 2023

### Plays – Season

511 – Andrew Johnson, 2018 13 games

### Yards – Season

3,498 – Jackson Kollock, 2023 11 games

### Touchdowns Responsible (Rush TDs + TD Passes) Season

49 – Jackson Kollock, 2023 (8 Rush + 41 pass) 11 games

### Plays – Career

1,029 – Jackson Kollock (2022-24) 31 games

### Yards – Career

7,087 – Jackson Kollock 2022-24 (31 games)

### Touchdowns Responsible For (Rush TDs + TD Passes) Career

115 – Jackson Kollock, 2022-24 (21 Rush + 94 Pass)

## Rushing:

### Rushes - Game:

49 – Jody Stevens vs Calvary Chapel/SA Nov 10, 2005

### Rushes - Season:

249- Jonathan Todd, 1986

### Rushes - Career:

413 – Donelle Darling 2000-02

### Yards - Game:

547 – Nathan Lancaster @ Calvary Chapel/SA, Oct 24, 2013

(291 yards rushed – 1<sup>st</sup> half)

### Yards - Season:

2,297 – Nathan Lancaster, 2013 (10 games)

### Yards – Season- Sophomore

871 – Nick Krantz, 2014 (10 games)

### Yards Per Game - Season

229.7 – Nathan Lancaster, 2013 (10 Games)

### Yards - Career:

3,757 – Nathan Lancaster, 2011-13

### Yards – Career by a Quarterback

1,124 – Charley Bowman 2005-07

### Per Carry Ave. - Game:

44.0 - Matt McCullough vs. Dana Hills, Oct. 28, 1977

(3 rushes, 132 yds, 3 TD's)

### Per Carry Ave. - Season:

13.8 – Robert Clemons III (717 yards, 52 rushes, 13 games) 2011

### Per Carry Ave. - Career:

12.2 – Nathan Lancaster, 2011-13 (2,297 yards, 307 rushes)

## Passing:

### Attempts - Game:

48 – Jackson Kollock @ Ocean View, Oct 28, 2022

### Attempts - Season:

428 – Andrew Johnson 2018, 13 games

### Attempts - Career:

853 – Jackson Kollock (2022-24)

### Completions - Game:

29 – Andrew Johnson @ Estancia Sep 21, 2018

Will Bingham @ Segerstrom Oct 1, 2021

Jackson Kollock @ Ocean View Oct 28, 2022

### Completions - Season:

238 – Andrew Johnson 2018, 13

### Completions - Career:

510 – Jackson Kollock, 2022-24

### TD Passes - Game:

7 – Andrew Johnson vs Western, October 25, 2019

Jackson Kollock vs Lakeside, September 22, 2023

### TD Passes - Season:

42 – Andrew Johnson, 2018 13 games

### TD Passes - Career:

94 – Jackson Kollock 2022-24 (31 games)

### Interceptions - Game:

7 - Pat Wood vs. Costa Mesa, October 16, 1992

### Interceptions - Season:

17 - Pat Wood, 1992, Morgan Lanchantin, 1990

### Interceptions - Career:

29 – Charley Bowman 2005-07

### Yards - Game:

451 yards – Jackson Kollock vs Santa Ana, September 8, 2023

### Yards - Season:

3,275 – Will Bingham, 2021 (12 games)

### Yards – Season - Sophomore:

2,202 – Jackson Kollock 2022 (9 games)

### Yards - Career:

7,087 – Jackson Kollock, 2022-24 (31 games)

### Passing Efficiency Rating (NCAA Formula/NFL Formula)

#### Season (Min 1,000 yards)

216.8/154.5 – Larry Stewart 2012

#### Career (Min 1,000 yards)

NCAA: 168.8 – Larry Stewart, 2010-12

NFL: 115.90 – Jackson Kollock 2022-24)

## Receiving:

### Catches - Game:

15 – Chris Paul @ Garden Grove, Oct 1, 2009

(144 yards, 1 TD)

### Catches - Season:

83 – Ryner Swanson, 2022 14 games

### Catches - Career:

178 – Ryner Swanson 2021-23

### Yards - Game:

265 – Raul Villalobos vs Western, Oct 25, 2019

(Caught 7, 4 TDs – 37.86 yards per catch)

### Yards - Season:

1,184 – Sean Nolan 2018 (70 catches, 18 TDs, 12 games)

### Yards – Season - Sophomore:

677 – Chris Paul, 2008 (41 catches, 8 TDs)

### Yards per Catch – Season

32.40 – Raul Villalobos 2019

(25 catches – 810 yards)

### Yards - Career:

2,545- Chris Paul, 2008-09-10

**TD's Caught - Game:**

5 – Chris Paul vs Saddleback, Nov 12, 2010

**TD's Caught - Season:**

19 – Chris Paul, 2009 11 games

**TD's Caught - Career:**

42 – Chris Paul, 2008-09-10

**Punting:****Season:**

Sean Nolan, 33 punts – 41.8 Average

**Career:**

Sean Nolan 98 punts – 39.8 Average

**Scoring:****TD's - Game:**

7 – Nathan Lancaster @ Calvary Chapel/SA, Oct 24, 2013

**TD's - Season:**

34 – Drake Martinez, 13 games 2012

Nathan Lancaster, 10 games 2013

**TD's - Career:**

65 – Drake Martinez, 2010-12

**Season Rushing Touchdowns**

31 – Nathan Lancaster, 2013 10 games

**Career Rushing Touchdowns**

50 – Drake Martinez, 2010-12

**Career Touchdowns – 50 yards or more in length**

19 – Drake Martinez, 2010-12

**Career Touchdowns – 30 yards or more in length**

29 – Nathan Lancaster, 2011-13

**Points - Game:**

44 – Nathan Lancaster ( 7 Tds, 1 XP2), Oct 24, 2013

**Points - Season:**

223 – Nathan Lancaster (34 TDs, 11 XP1, 4 XP2), 2013 10 games

**Points - Career:**

394 – Drake Martinez (65 TDs, 2 XP2), 2010-12

**PATs - Game:**

8 – Robbie McInerny vs. Ocean View, Sep 16, 2011 (Kick)  
 @ Bolsa Grande Aug 31, 2012, @ Glenn Sep 13, 2012, vs  
 Calvary Chapel/SA Oct 19, 2012  
 Bruce Knill vs Estancia, Oct 18, 2013  
 Nico Vidaurri-Tucker vs Santa Ana, Sep 9, 2023  
 Nico Vidaurri-Tucker vs Ocean View, Oct 13, 2023

**PAT's - Season:**

76 – Robbie McInerny 2011 13 games

**PAT's - Career:**

152 – Robbie McInerny 2009, 2011-2012

**FG - Game:**

3 - Jason Crabbe @ Trabuco Hills, October 28, 1988  
 - Todd Merz vs Bishop's, Sep 28, 2001

**FG - Season:**

9 - Jason Crabbe, 1988

**FG - Career:**

16 - Jason Crabbe, 1987-88

**Kick Scoring - Game:**

12 pts, Noah Handel vs Bolsa Grande, Aug 25, 2017 (2FG, 6 XP1)

**Kick Scoring - Season:**

83 points – Robbie McInerny 2012 (74 XP1, 3 FG)

**Kick Scoring - Career:**

167 points – Robbie McInerny 2009, 2011-12 (152 XP1, 5 FG)

**2 Point Conversions scored**

Season – 4, Chris Paul, 2009 (all by pass)

Nathan Lancaster, 2013

Career – 6, Chris Paul, 2008-09-10

**Interceptions:****Interceptions - Game:**

4 - Doug Stoner vs. Capistrano, Oct. 23, 1953  
 Travis Loidolt vs Calvary Chapel/SA, Sep 17, 1999

**Interceptions Returned for TD – Game**

2 – Jake Wheeler @ La Quinta/West, Sep 13, 2003

**Interceptions Returned for TD – Season**

2 – By 7 players

**Interceptions Returned for TD – Career**

4 – Drake Martinez, 2010-12

**Kickoffs**

Most – Season – 95 Robbie McInerny, 2011

Most Touchbacks, Season – 68 Robbie McInerny, 2011

**Kickoff Returns****Kick Off Returns for TD – Season**

2 – Andrew Paddon, 2008, Robert Clemons III, 2011 and 2012  
 Jackson Rodriguez 2022, Nick Rogers 2022

**Kick Off Returns for TD – Career**

4 – Robert Clemons III, 2009-12

**Punt Returns****Punt Returns for TD – Season**

5 – Robert Clemons III, 2012

**Punt Returns for TD – Career**

5 – Robert Clemons III, 2009-12

**All Kick Returns (Kickoff, Punt)****All Returns for TD – Season**

7 – Robert Clemons III, 2012

**All Returns for TD – Career**

9 – Robert Clemons III, 2009-12

**Runbacks (Kick, Punt, Fumble, Interception)****Runbacks for TD – Season**

7 – Robert Clemons III, 2012

**Runbacks for TD – Career**

10 – Robert Clemons III, 2009-12

## Longest Plays:

### Rushing Plays:

| Yds | Player            | Opponent               | Date      |
|-----|-------------------|------------------------|-----------|
| 95  | Drake Martinez    | @ Glenn                | 13-Sep-12 |
| 95  | Redmond Chesley   | Ocean View             | 13-Oct-23 |
| 93  | John Lana         | @ Saddleback           | 14-Nov-85 |
| 92  | Jackson Golden    | @ Westminster          | 16-Apr-21 |
| 91  | Norton Penney, Jr | @ Mary Star of the Sea | 30-Sep-11 |
| 90  | Drake Martinez    | Calvary Chapel/SA      | 19-Oct-12 |
| 85  | Tom Anderson      | St John Bosco          | 29-Sep-61 |
| 85  | Bill O'Brien      | @ Coronado             | 28-Sep-56 |
| 85  | Phil Jones        | @ Orange               | 7-Oct-49  |
| 85  | Norton Penney, Jr | @ Anaheim              | 18-Nov-11 |

### Pass Plays:

| Yds | Player                            | Opponent         | Date      |
|-----|-----------------------------------|------------------|-----------|
| 98  | Andrew Johnson to Kai Ball        | Dana Hills       | 7-Sep-18  |
| 96  | Talan Torriero to Tommy Cogburn   | Ocean View       | 17-Sep-04 |
| 94  | Andrew Johnson to Raul Villalobos | Western          | 25-Oct-19 |
| 88  | Will Bingham to Luke Degner       | Godinez          | 29-Oct-21 |
| 86  | Jackson Kollock to Charlie Hunt   | @ Westminster    | 27-Oct-23 |
| 85  | Trig Gardner to Eric Fegraus      | Coronado         | 11-Oct-91 |
| 81  | Larry Stewart to Robert Clemons   | @ Costa Mesa     | 1-Nov-12  |
| 80  | Mike Haas to Ted Odmark           | Tustin           | 31-Oct-52 |
| 80  | Morgan Lanchantin to Eric Fegraus | @ Newport Harbor | 7-Sep-90  |
| 80  | Jack Simon to Brett Tracy         | @ Bolsa Grande   | 5-Sep-14  |
| 80  | Curtis Harrison to Adam Armstrong | @ Bolsa Grande   | 28-Aug-16 |

### Kickoff Returns:

| Yds | Player             | Opponent          | Date      |
|-----|--------------------|-------------------|-----------|
| 100 | Bailon Arabe       | @ Dana Hills      | 9-Nov-78  |
| 99  | Chris Paul         | @ Oak Hills       | 8-Oct-10  |
| 98  | Pat Wood           | @ Estancia        | 21-Oct-93 |
| 98  | Drake Martinez     | Pioneer           | 28-Sep-12 |
| 98  | Jackson Golden     | @ Marina          | 25-Mar-21 |
| 97  | Norton Penney, Jr  | Calvary Chapel/SA | 22-Oct-10 |
| 96  | Robert Clemons III | Saddleback        | 5-Oct-12  |
| 96  | Bruce Knill        | @ Santa Ana       | 25-Nov-16 |
| 95  | Andrew Paddon      | Francis Parker    | 10-Oct-08 |
| 95  | Dave Chapman       | @ Mission Viejo   | 22-Oct-76 |
| 95  | Kai Ball           | Rio Hondo Prep    | 5-Oct-18  |

### Punt Returns:

| Yds | Player             | Opponent           | Date      |
|-----|--------------------|--------------------|-----------|
| 90  | Phil Jones         | @ Elsinore         | 22-Sep-50 |
| 89  | Dave Cottingham    | Santa Clara        | 30-Nov-62 |
| 87  | Jim Kuhn           | Villa Park         | 20-Oct-67 |
| 85  | Bill O'Brien       | Capistrano         | 11-Nov-55 |
| 80  | Tom Jones          | Brea - Olinda      | 27-Sep-68 |
| 80  | Bob Floyd          | @ Capistrano       | 19-Nov-54 |
| 80  | Dick Burt          | Long Beach Poly JV | 19-Oct-45 |
| 79  | Robert Clemons III | St Margaret's      | 21-Sep-12 |
| 76  | Marco McManus      | @ Coronado         | 3-Oct-58  |
| 74  | Richard Arevelos   | Valencia           | 26-Oct-56 |
| 74  | Nathan Lancaster   | @ Glenn            | 13-Sep-12 |
| 74  | Robert Clemons III | Loara              | 9-Nov-12  |



Drake Martinez receive handoff against Glenn on 13-Sep-12  
Breakers scored a record 74 points including 5 TDs on returns against the Eagles at Excelsior HS Stadium.




Talan Torriero




Tommy Cogburn




Phil Jones



Pat Wood



Charlie Bowman



Jody Stevens



Andrew Paddon



Kai Ball

**Interceptions Returned:**

| Yds | Player             | Opponent          | Date        |
|-----|--------------------|-------------------|-------------|
| 102 | Robert Clemons III | @ Anaheim         | 18-Nov-11   |
| 96  | Chad Burton        | Brea - Olinda     | 28-Oct-49   |
| 96  | Phil Trimble       | @ Brea - Olinda   | 10-Oct-75   |
| 91  | Nathan Lancaster   | Rancho Dominguez  | 20-Sep-13   |
| 83  | Cooper Buckhorn    | Estancia          | 27-Sep-19   |
| 80  | Bill Marriner      | @ Brea - Olinda   | 3-Nov-44    |
| 80  | Jerry Lincoln      | Tustin            | 8-Nov-46    |
| 79  | Drake Martinez     | Calvary Chapel/SA | 19-Oct-12   |
| 79  | Zane Herr          | Saddleback        | 20-Oct-16   |
| 78  | Andres DelaRosa    | @ Estancia        | 12-Oct-12 * |

\* did not score

**Fumbles Returned:**

| Yds | Player            | Opponent       | Date      |
|-----|-------------------|----------------|-----------|
| 93  | Norton Penney, Jr | @ Godinez      | 28-Oct-11 |
| 89  | Clarence Oliver   | Rolling Hills  | 23-Oct-64 |
| 72  | Jack Shaver       | Brea - Olinda  | 28-Oct-49 |
| 63  | L G Graves        | @ Glenn        | 13-Sep-12 |
| 60  | JC O'Donnell      | @ Orange       | 30-Oct-87 |
| 58  | Will Blodgett     | Corona del Mar | 27-Oct-00 |
| 55  | Kent Chesley      | @ Dana Hills   | 27-Sep-85 |
| 53  | Myles Freeman     | Granada Hills  | 3-Dec-22  |
| 46  | Ted Savage        | Elsinore       | 20-Nov-87 |
| 45  | Mickey Allen      | Mission Viejo  | 18-Oct-74 |
| 45  | Danny Lyle        | Corona         | 5-Oct-5   |

**Field Goals:**

| Yds | Player           | Opponent            | Date      |
|-----|------------------|---------------------|-----------|
| 52  | Jason Crabbe     | @ Trabuco Hills     | 28-Oct-88 |
| 52  | Jason Crabbe     | @ Woodbridge        | 13-Nov-87 |
| 51  | Jason Crabbe     | @ Costa Mesa        | 16-Oct-87 |
| 50  | Jason Crabbe     | @ La Serna          | 18-Sep-87 |
| 49  | Brad Bohn        | @ Orange Lutheran   | 23-Sep-95 |
| 47  | Robbie McInerney | St Margaret's       | 21-Sep-12 |
| 46  | Brad Bohn        | Laguna Hills        | 3-Nov-95  |
| 46  | Todd Merz        | The Bishop's School | 28-Sep-01 |
| 45  | Alex Smith       | La Quinta/West      | 8-Sep-06  |
| 45  | Jason Crabbe     | @ Trabuco Hills     | 28-Oct-88 |
| 45  | Jason Crabbe     | Orange              | 21-Oct-88 |
| 45  | Jason Crabbe     | @ Laguna Hills      | 13-Oct-88 |

**Punts:**


| Yds | Player         | Opponent            | Date      |
|-----|----------------|---------------------|-----------|
| 70  | Rollo Beck     | Valencia            | 13-Nov-36 |
| 66  | Jake Hexberg   | @ Garden Grove      | 23-Nov-12 |
| 65  | Finn Moriarty  | @ Duarte            | 11-Nov-16 |
| 65  | Sean Nolan     | Bellflower          | 14-Sep-18 |
| 63  | Charley Bowman | Corona del Mar      | 31-Aug-07 |
| 63  | Charley Bowman | @ Capistrano Valley | 5-Oct-07  |
| 62  | Sean Nolan     | Dana Hills          | 7-Sep-18  |



Robert Clemons III




Norton Penney Jr



Rollo Beck



Jake Hexberg



Chris Paul



Bailon Arabe



Mike Haas



Jim Kuhn



Morgan Lanchantin

### Top Individual Games:

#### 200 yards or more Rushing games:

| Yds | Name             | Rush | Opponent            | Date      | Yds | Name              | Rush | Opponent            | Date      |
|-----|------------------|------|---------------------|-----------|-----|-------------------|------|---------------------|-----------|
| 547 | Nathan Lancaster | 30   | @ Calvary Chapel/SA | 24-Oct-13 | 228 | Jonathan Todd     | 17   | Valley Christian    | 2-Oct-87  |
| 361 | Alec Jaffe       | 29   | Calvary Chapel/SA   | 23-Oct-09 | 223 | Nathan Lancaster  | 13   | Bolsa Grande        | 6-Sep-13  |
| 336 | Nathan Lancaster | 18   | @ Saddleback        | 11-Oct-13 | 221 | Dave Marriner     | 10   | El Dorado           | 6-Oct-72  |
| 313 | Drake Martinez   | 15   | Ocean View          | 16-Sep-11 | 216 | Norton Penney, Jr | 11   | @ Anaheim           | 18-Nov-11 |
| 309 | Zach Smith       | 36   | @ Costa Mesa        | 14-Nov-08 | 212 | Pat Chesley       | 17   | @ La Quinta         | 9-Sep-99  |
| 298 | Nathan Lancaster | 20   | Estancia            | 18-Oct-13 | 208 | Donnelle Darling  | 23   | El Segundo          | 4-Oct-02  |
| 293 | Jody Stevens     | 49   | Calvary Chapel/SA   | 10-Nov-05 | 208 | Nathan Lancaster  | 21   | Costa Mesa          | 8-Nov-13  |
| 271 | Alec Jaffe       | 33   | @ Francis Parker    | 9-Oct-09  | 207 | Donnelle Darling  | 30   | @ Magnolia          | 12-Oct-02 |
| 270 | Donnelle Darling | 31   | Santa Ana Valley    | 5-Oct-01  | 205 | John Carlson      | 19   | Rim of the World    | 27-Sep-74 |
| 261 | Jonathan Todd    | 20   | El Segundo          | 11-Sep-87 | 204 | Norton Penney, Jr | 11   | @ Calvary Chapel/SA | 20-Oct-11 |
| 261 | Drake Martinez   | 21   | Northwood           | 16-Nov-12 | 204 | Drake Martinez    | 29   | Segerstrom          | 25-Nov-11 |
| 242 | Brian Bagley     | 35   | @ Mission Viejo     | 8-Nov-68  | 200 | Fred Rash         | 25   | Orange              | 14-Nov-58 |
| 241 | Jonathan Todd    | 36   | @ Orange            | 30-Oct-87 |     |                   |      |                     |           |



Alec Jaffe



Zach Smith



Larry Stewart



Jonathan Todd

#### Passing:

| Yds | Name (Att-Comp-Int, Tds)         | Opponent       | Date      |
|-----|----------------------------------|----------------|-----------|
| 453 | Jackson Kollock (40-24-0, 5 TDs) | Santa Ana      | 8-Sep-23  |
| 413 | Larry Stewart (42-25-2, 5 TDs)   | Costa Mesa     | 4-Nov-11  |
| 403 | Andrew Johnson (30-19-1, 7 TDs)  | Western        | 25-Oct-19 |
| 396 | Will Bingham ( 23-19-0, 6 TDs)   | Godinez        | 29-Oct-21 |
| 390 | Jackson Kollock (33-17-0, 3 TDs) | @ Westminster  | 27-Oct-23 |
| 383 | Jackson Kollock (21-19-0, 7TDs)  | Lakeside       | 22-Sep-23 |
| 365 | Jackson Kollock (24-25-0, 4 TDs) | @ La Quinta/LQ | 11-Nov-22 |
| 349 | Austin Paxson (24-17-0, 4 TDs)   | Mary Star      | 1-Oct-10  |
| 346 | Will Bingham ( 40-29-2, 4TDs)    | @ Segerstrom   | 1-Oct-21  |
| 343 | Jackson Kollock (48-29-1, 3 TDs) | @ Ocean View   | 28-Oct-22 |

**Pass Receiving Yardage:**

| Yards | Name            | Catches | Opponent       | Date      |
|-------|-----------------|---------|----------------|-----------|
| 267   | Raul Villalobos | 7       | Western        | 25-Oct-19 |
| 241   | Chris Paul      | 9       | Mary Star      | 1-Oct-10  |
| 224   | Jeff Cummings   | 13      | Buena Park     | 14-Sep-85 |
| 203   | Eric Fegraus    | 7       | @ Coronado     | 5-Oct-90  |
| 195   | Luke Degner     | 4       | Godinez        | 29-Oct-21 |
| 191   | Chris Paul      | 8       | Saddleback     | 12-Nov-10 |
| 190   | Scott Kimball   | 12      | Laguna Hills   | 5-Nov-93  |
| 189   | Eric Fegraus    | 10      | @ Laguna Hills | 1-Nov-90  |
| 179   | Luke Matjas     | 7       | Costa Mesa     | 16-Oct-92 |
| 168   | Luke Degner     | 7       | Costa Mesa     | 21-Aug-21 |

**Touchdowns - Game**

- 7 Nathan Lancaster @ Calvary Chapel/SA, Oct 24, 2013
- 5 Donelle Darling vs SA Valley, Oct 5, 2001
- 5 Chris Paul @ Santa Ana, Nov 20, 2008
- 5 Chris Paul vs Saddleback, Nov 12, 2010
- 5 Drake Martinez vs. Ocean View Sep 16, 2011
- 5 Drake Martinez @ Bolsa Grande, Aug 31, 2012
- 5 Nathan Lancaster @ Saddleback, October 11, 2013
- 4 22 times – most recent:....  
Nick Rogers @ Westminster Oct 27, 2023

**Points - Game:**

- 44 Nathan Lancaster @ Calvary Chapel/SA, Oct 24, 2013
- 32 Drake Martinez vs. Ocean View Sep 16, 2011
- 30 Donelle Darling vs SA Valley, Oct 5, 2001
- 30 Chris Paul @ Santa Ana, Nov 20, 2008
- 30 Chris Paul vs Saddleback, Nov 12, 2010
- 30 Drake Martinez @ Bolsa Grande, Aug 31, 2012
- 30 Nathan Lancaster vs. Bolsa Grande, Sep 6, 2013
- 30 Naathan Lancaster @ Saddleback, October 11, 2013
- 27 Don Henley @ Brea-Olinda, Oct. 20, 1950
- 27 Bill O'Brien @ Rcho Alamitos, Oct. 19, 1956

**Touchdown Passes Thrown - Game**

- 7 Andrew Johnson vs Western, Oct 25, 2019
- 7 Jackson Kollock vs Lakeside, Sep 22, 2023
- 7 Jackson Kollock vs Godinez, October 20, 2023
- 6 Andrew Johnson @ Godinez, Oct 25, 2018
- 6 Will Bingham vs Crean Lutheran Sep 17, 2021
- 6 Will Bingham vs Godinez, Oct 29, 2021
- 6 Will Bingham vs Chino, Nov 5, 2021
- 6 Jackson Pollock @ Garden Grove, Oct 5, 2023
- 5 Austin Paxson vs Corona del Mar, Sep 11, 2009
- 5 Austin Paxson vs. Saddleback, Nov 12, 2010
- 5 Larry Stewart vs. Costa Mesa, Nov 4, 2011
- 5 Curtis Harrison vs. Bolsa Grande, Aug 25, 2017
- 5 Andrew Johnson @ Bellflower, Sep 20, 2019
- 5 Will Bingham vs Costa Mesa, Sep 21, 2021
- 5 Jackson Kollock vs Segerstrom, Sept 30, 2022
- 5 Jackson Kollock @ Godinez, Oct 14, 2022
- 5 Jackson Kollock vs Norte Vista, Nov 18, 2022
- 5 Jackson Kollock vs Granada Hills, Dec 3, 2022
- 5 Jackson Kollock vs Santa Ana, Sep 8, 2023
- 5 Jackson Kollock vs Ocean View, Oct 13, 2023
- 4 TDs – 16 Times – LAST TIME ....  
Jackson Kollock @ La Quinta/LQ, Nov 11, 2022

**Touchdown Passes Caught - Game**

- 5 Chris Paul vs Saddleback, Nov 12, 2010
- 4 Chris Paul @ Santa Ana, Nov 20, 2008
- 4 Chris Paul vs. Corona del Mar Sep 11, 2009
- 4 Chris Paul vs Mary Star of the Sea, Oct 1, 2010
- 4 Raul Villalobos vs Western, Oct 25, 2019
- 3 Mike Davis vs. Elsinore, Sep 26, 1980
- 3 Jake Wheeler @ Palos Verdes, Sep 5, 2003
- 3 Jake Wheeler @ Bolsa Grande, Sep 18, 2003
- 3 Chris Paul @ Godinez, Oct 16, 2006
- 3 Chris Paul vs. Oak Hills, Oct 30, 2009
- 3 Sean Nolan vs Big Bear, Aug 31, 2018
- 3 Sean Nolan @ Marina, Sept 28, 2018
- 3 Sean Nolan @ Northwood, Nov 9, 2018
- 3 Jack Pigott vs Western, Oct 25, 2019
- 3 Luke Degner @ Northwood, Sep 3, 2021
- 3 Luke Degner vs Crean Lutheran, Sep 17, 2021
- 3 Luke Degner @ Segerstrom, Oct 1, 2021
- 3 Luke Degner vs Godinez, Oct 29, 2021
- 3 Jackson Rodriguez vs Northwood, Sept 2, 2022
- 3 Ryner Swanson @ Godinez, Oct 14, 2022



Chris Paul's TD # 5 vs. Saddleback – Nov 12, 2010



(L-R) Larry Stewart, Drake Martinez, Robert Clemons III, Norton Penney, Jr

**1,000 Yard Season Rushers**

| Season | Player           | Gms | Rushes | Yards | TDs |
|--------|------------------|-----|--------|-------|-----|
| 2013   | Nathan Lancaster | 10  | 192    | 2,297 | 31  |
| 2011   | Drake Martinez   | 13  | 180    | 1,889 | 27  |
| 2012   | Drake Martinez   | 13  | 171    | 1,613 | 23  |
| 2009   | Alec Jaffe       | 11  | 203    | 1,503 | 12  |
| 1986   | Jonathan Todd    | 10  | 249    | 1,480 | 16  |
| 2002   | Donelle Darling  | 11  | 230    | 1,427 | 19  |
| 2022   | Nick Rogers      | 15  | 211    | 1,259 | 12  |
| 2011   | Norton Penney    | 13  | 115    | 1,189 | 18  |
| 2001   | Donelle Darling  | 9   | 181    | 1,176 | 20  |
| 1968   | Brian Bagley     | 10  | 236    | 1,121 | 8   |
| 2012   | Nathan Lancaster | 13  | 84     | 1,094 | 14  |
| 1999   | Pat Chesley      | 10  | 167    | 1,049 | 7   |
| 1956   | Bill O'Brien     | 9   | 86     | 1,010 | 19  |

**Single Season Rushers - Yards per Carry Leaders**

| Season | Player             | Gms | Rushes | Yards | TDs | YPG   | yds/rush |
|--------|--------------------|-----|--------|-------|-----|-------|----------|
| 2011   | Robert Clemons III | 13  | 52     | 717   | 7   | 55.2  | 13.79    |
| 2012   | Nathan Lancaster   | 13  | 84     | 1,094 | 14  | 84.2  | 13.02    |
| 2013   | Nathan Lancaster   | 10  | 192    | 2,297 | 31  | 229.7 | 11.96    |
| 1956   | Bill O'Brien       | 9   | 86     | 1,010 | 19  | 112.2 | 11.74    |
| 2011   | Drake Martinez     | 13  | 180    | 1,889 | 27  | 145.3 | 10.49    |
| 2011   | Norton Penney      | 13  | 115    | 1,189 | 18  | 91.5  | 10.34    |
| 2012   | Drake Martinez     | 13  | 171    | 1,613 | 23  | 124.1 | 9.43     |
| 2013   | Andres DeLaRosa    | 8   | 75     | 702   | 11  | 87.8  | 9.36     |
| 2023   | Nick Rogers        | 10  | 84     | 726   | 9   | 72.6  | 8.64     |
| 2008   | Zach Smith         | 10  | 112    | 874   | 13  | 87.4  | 7.80     |

**Top Season Passing Yards per Game**

| Season | Player            | GMS | Att | Comp | Int | Yds   | TDs | Rating | YPG   |
|--------|-------------------|-----|-----|------|-----|-------|-----|--------|-------|
| 2023   | Jackson Kollock   | 11  | 333 | 192  | 5   | 3,174 | 41  | 175.4  | 288.5 |
| 2021   | Will Bingham      | 12  | 326 | 222  | 10  | 3,257 | 44  | 190.4  | 271.4 |
| 2018   | Andrew Johnson    | 13  | 428 | 238  | 15  | 3,246 | 32  | 137.0  | 249.7 |
| 2010   | Austin Paxson     | 9   | 246 | 137  | 11  | 2,229 | 24  | 155.1  | 247.7 |
| 2022   | Jackson Kollock   | 9   | 262 | 173  | 3   | 2,202 | 32  | 174.6  | 244.7 |
| 2019   | Andrew Johnson    | 10  | 254 | 140  | 8   | 2,351 | 29  | 164.2  | 235.1 |
| 2020   | Will Bingham      | 5   | 168 | 86   | 12  | 1,133 | 8   | 109.3  | 226.6 |
| 2017   | Curtis Harrison   | 10  | 284 | 160  | 14  | 2,066 | 19  | 129.7  | 206.6 |
| 1992   | Pat Wood          | 10  | 255 | 138  | 17  | 2,052 | 16  | 129.1  | 205.2 |
| 1987   | Danny Lane        | 12  | 269 | 179  | 6   | 2,303 | 20  | 158.5  | 191.9 |
| 2009   | Austin Paxson     | 11  | 249 | 134  | 8   | 1,986 | 26  | 148.8  | 180.5 |
| 2003   | Alex Wilson       | 10  | 238 | 140  | 8   | 1,689 | 16  | 133.9  | 168.9 |
| 2002   | Alex Wilson       | 11  | 262 | 129  | 9   | 1,817 | 14  | 118.3  | 165.2 |
| 2016   | Curtis Harrison   | 13  | 288 | 163  | 9   | 2,100 | 22  | 136.8  | 161.5 |
| 1993   | Pat Wood          | 10  | 217 | 129  | 11  | 1,577 | 12  | 128.6  | 157.7 |
| 1985   | John Kimball      | 10  | 229 | 115  | 8   | 1,565 | 16  | 123.7  | 156.5 |
| 2024   | Jackson Kollock   | 11  | 258 | 145  | 7   | 1,711 | 21  | 133.3  | 155.5 |
| 1994   | Nate Pivaroff     | 10  | 204 | 97   | 11  | 1,530 | 10  | 115.9  | 153.0 |
| 1990   | Morgan Lanchantin | 10  | 202 | 93   | 17  | 1,524 | 10  | 108.9  | 152.4 |
| 2022   | Ethan Das         | 8   | 200 | 107  | 10  | 1,215 | 10  | 111.0  | 151.9 |

**Top Receivers (Based on Season yards)**


| Season | Player            | Gms | Rec | Yds   | TD |
|--------|-------------------|-----|-----|-------|----|
| 2021   | Luke Degner       | 12  | 75  | 1,313 | 20 |
| 2018   | Sean Nolan        | 12  | 70  | 1,184 | 18 |
| 1990   | Eric Fegeus       | 10  | 49  | 1,144 | 8  |
| 1992   | Luke Matjas       | 10  | 57  | 1,026 | 10 |
| 2010   | Chris Paul        | 8   | 49  | 960   | 15 |
| 2022   | Ryner Swanson     | 14  | 83  | 952   | 12 |
| 2000   | Will Blodgett     | 10  | 52  | 927   | 8  |
| 2009   | Chris Paul        | 11  | 61  | 908   | 19 |
| 2022   | Jackson Rodriguez | 14  | 56  | 879   | 15 |
| 2003   | Jake Wheeler      | 10  | 61  | 855   | 12 |

**Top Receivers (Based on Catches)**

| Season | Player            | Gms | Rec | Yds   | TD |
|--------|-------------------|-----|-----|-------|----|
| 2022   | Ryner Swanson     | 14  | 83  | 952   | 12 |
| 2021   | Luke Degner       | 12  | 75  | 1,313 | 20 |
| 2018   | Sean Nolan        | 12  | 70  | 1,184 | 18 |
| 2009   | Chris Paul        | 11  | 61  | 908   | 19 |
| 2003   | Jake Wheeler      | 10  | 61  | 855   | 12 |
| 1985   | Broc Stephens     | 12  | 60  | 802   | 5  |
| 2017   | Adam Armstrong    | 11  | 58  | 706   | 6  |
| 1992   | Luke Matjas       | 10  | 57  | 1,026 | 10 |
| 2022   | Jackson Rodriguez | 14  | 56  | 879   | 15 |
| 2017   | Sean Nolan        | 11  | 56  | 823   | 9  |

**Top Single Season Total Offense**


| Season | Player           | PA  | Rushes | Plays | PY    | RY   | TO    | TDP | TDR | TDR |
|--------|------------------|-----|--------|-------|-------|------|-------|-----|-----|-----|
| 2023   | Jackson Kollock  | 333 | 59     | 392   | 3,174 | 324  | 3,498 | 41  | 8   | 49  |
| 2021   | Will Bingham     | 326 | 35     | 361   | 3,257 | -41  | 3,216 | 44  | 1   | 45  |
| 2018   | Andrew Johnson   | 428 | 83     | 511   | 3,246 | -246 | 3,000 | 42  | 2   | 44  |
| 2016   | Curtis Harrison  | 288 | 163    | 451   | 2,100 | 298  | 2,398 | 22  | 10  | 32  |
| 2017   | Curtis Harrison  | 284 | 107    | 391   | 2,066 | 301  | 2,367 | 19  | 10  | 29  |
| 2013   | Nathan Lancaster | 0   | 192    | 192   | -     | 2297 | 2,297 | 0   | 31  | 31  |
| 2022   | Jackson Kollock  | 262 | 52     | 314   | 2,202 | 94   | 2,296 | 32  | 5   | 37  |
| 2019   | Andrew Johnson   | 254 | 64     | 318   | 2,351 | -63  | 2,288 | 29  | 6   | 35  |
| 1992   | Pat Wood         | 255 | 41     | 296   | 2,052 | 128  | 2,180 | 16  | 2   | 18  |
| 2010   | Austin Paxson    | 246 | 27     | 273   | 2,229 | -90  | 2,139 | 24  | 0   | 24  |




Eric Fegraus



Danny Lane



Luke Matjas



Broc Stephens




Andrew Johnson & Raul Villalobos

**Season Scoring Leaders**

| Season | Player           | TD | FG | XP1 | XP2 | Total | Season | Player            | TD | FG | XP1 | XP2 | Total |
|--------|------------------|----|----|-----|-----|-------|--------|-------------------|----|----|-----|-----|-------|
| 1934   | N/A              |    |    |     |     |       | 1980   | Damon Berryhill   | 9  | 3  | 16  | 1   | 81    |
| 1935   | N/A              |    |    |     |     |       | 1981   | Damon Berryhill   | 6  |    | 11  |     | 47    |
| 1936   | Archie Blacketer | 4  |    |     |     | 24    | 1982   | Kevin McDennon    | 5  |    |     |     | 30    |
| 1937   | Rollo Beck       | 4  |    | 2   |     | 26    | 1983   | Jim O'Donnell     | 4  |    |     |     | 24    |
| 1938   | N/A              |    |    |     |     |       | 1984   | Mark Draper       | 4  |    |     |     | 24    |
| 1939   | Franz Kieuwer    | 3  |    | 4   |     | 22    | 1985   | Jeff Cummings     | 8  |    |     |     | 48    |
| 1940   | Bud Creighton    | 6  |    |     |     | 36    |        | John Lana         | 8  |    |     |     | 48    |
| 1941   | Charles Todd     | 5  |    |     |     | 30    | 1986   | Jonathan Todd     | 15 |    |     | 4   | 98    |
| 1942   | N/A              |    |    |     |     |       | 1987   | Pete Schmidt      | 10 |    |     | 2   | 64    |
| 1943   | Frank Cappon     | 6  |    | 2   |     | 38    | 1988   | Jason Crabb       |    | 9  | 4   |     | 31    |
| 1944   | Bill Marriner    | 5  |    |     |     | 30    | 1989   | Sean Mallett      | 11 |    |     |     | 66    |
| 1945   | Dick Burt        | 7  |    | 1   |     | 43    | 1990   | Eric Fegraus      | 8  | 1  | 1   | 2   | 56    |
| 1946   | Dick Burt        | 6  |    | 6   |     | 42    | 1991   | Keith Peery       | 10 |    |     | 2   | 64    |
| 1947   | Boyd Taylor      | 11 |    | 19  |     | 85    | 1992   | Luke Matjas       | 10 |    |     |     | 60    |
| 1948   | Emilio Hilario   | 7  |    |     |     | 42    | 1993   | Garrett Chesley   | 5  |    |     | 1   | 32    |
| 1949   | Don Henley       | 11 | 1  | 16  |     | 85    | 1994   | Nate Pivaroff     | 7  |    |     | 1   | 44    |
| 1950   | Don Henley       | 9  |    | 23  |     | 77    | 1995   | Brad Bohn         |    | 5  | 7   |     | 22    |
| 1951   | Dan Lyle         | 5  |    | 1   |     | 31    | 1996   | Miles Howe        | 4  |    |     |     | 24    |
| 1952   | Steve Burton     | 10 |    | 7   |     | 67    | 1997   | Matt Hellewell    | 1  | 2  |     |     | 12    |
| 1953   | Mike Haas        | 9  |    | 6   |     | 60    | 1998   | Pat Chesley       | 8  | 1  | 9   |     | 60    |
| 1954   | Doug Stoner      | 3  |    | 2   |     | 20    | 1999   | Pat Chesley       | 8  |    |     | 1   | 50    |
| 1955   | Larry Brixley    | 4  |    | 12  |     | 36    | 2000   | Will Blodgett     | 9  |    |     | 1   | 56    |
| 1956   | Bill O'Brian     | 20 |    | 16  |     | 136   | 2001   | Donelle Darling   | 20 |    |     | 1   | 122   |
| 1957   | Ed Hernandez     | 3  |    |     |     | 18    | 2002   | Donelle Darling   | 19 |    |     |     | 114   |
| 1958   | Fred Rash        | 6  | 1  | 19  |     | 58    | 2003   | Jake Wheeler      | 15 |    |     | 1   | 92    |
| 1959   | Bill Weir        | 4  |    | 6   |     | 30    | 2004   | Talan Torriero    | 5  | 1  | 1   | 1   | 36    |
| 1960   | Mike Bredlau     | 4  |    |     |     | 24    |        | Tommy Cogburn     | 6  |    |     |     | 36    |
| 1961   | Steve Sherry     | 1  | 2  | 13  |     | 25    | 2005   | Charley Bowman    | 7  |    |     |     | 42    |
| 1962   | Dave Cottingham  | 10 |    | 2   |     | 62    | 2006   | Charley Bowman    | 8  |    |     |     | 48    |
| 1963   | Dennis Miller    | 8  |    |     |     | 48    | 2007   | Charley Bowman    | 5  |    |     |     | 30    |
| 1964   | Lon Bagley       | 10 |    |     |     | 60    | 2008   | Zach Smith        | 13 |    |     | 1   | 80    |
| 1965   | Dan Mikels       | 6  |    |     |     | 36    | 2009   | Chris Paul        | 19 |    |     | 4   | 122   |
|        | Doug Schell      | 6  |    |     |     | 36    | 2010   | Chris Paul        | 16 |    |     | 1   | 98    |
| 1966   | Ethan Oliver     | 6  |    |     |     | 36    | 2011   | Drake Martinez    | 31 |    |     | 1   | 188   |
| 1967   | Jim Kuhn         | 6  |    |     |     | 36    | 2012   | Drake Martinez    | 34 |    |     | 1   | 206   |
| 1968   | Steve Wiezbowski | 10 | 1  | 30  |     | 93    | 2013   | Nathan Lancaster  | 34 |    | 11  | 4   | 223   |
| 1969   | Steve Abbey      | 5  |    |     | 1   | 32    | 2014   | Bruce Knill       | 6  | 3  | 18  |     | 63    |
| 1970   | Skip Winship     | 3  |    | 2   |     | 20    | 2015   | Jack Simon        | 8  |    |     | 1   | 50    |
| 1971   | Gary Fissette    | 4  |    |     |     | 24    | 2016   | Bruce Knill       | 11 |    | 2   |     | 68    |
| 1972   | Dave Marriner    | 4  |    |     | 1   | 26    | 2017   | Sean Nolan        | 11 |    | 0   |     | 66    |
| 1973   | Kelly Akins      | 5  |    | 1   | 1   | 33    | 2018   | Sean Nolan        | 20 |    |     |     | 120   |
| 1974   | John Carlson     | 5  |    |     |     | 30    | 2019   | Raul Villalobos   | 14 |    |     |     | 84    |
| 1975   | Kevin Pike       | 5  |    |     |     | 30    | 2020   | Jackson Golden    | 8  |    |     |     | 48    |
| 1976   | Rich Nunis       | 4  |    |     |     | 24    | 2021   | Luke Degner       | 23 |    |     |     | 138   |
| 1977   | Matt McCullough  | 7  |    |     |     | 42    | 2022   | Jackson Rodriguez | 17 | 3  | 28  | 1   | 141   |
| 1978   | Matt McCullough  | 8  |    |     |     | 48    | 2023   | Nick Rogers       | 17 |    |     |     | 102   |
| 1979   | Eric Clark       | 5  |    |     |     | 30    | 2024   | Luke Jolley       | 5  |    | 32  |     | 62    |



Bill O'Brien




Donelle Darling



Nathan Lancaster



Luke Degner



Bella Rasmussen scoring – Sr RB became the First girl to score two touchdowns in a game. Oct 14 2022 verses Godinez

**SEASON**

**Rushing Touchdowns**

| Player           | Season | TDs |
|------------------|--------|-----|
| Nathan Lancaster | 2013   | 31  |
| Drake Martinez   | 2011   | 27  |
| Drake Martinez   | 2012   | 23  |
| Donelle Darling  | 2001   | 20  |
| Bill O'Brien     | 1956   | 19  |
| Donelle Darling  | 2002   | 19  |
| Norton Penney    | 2011   | 18  |
| Jonathan Todd    | 1986   | 15  |
| Nathan Lancaster | 2012   | 14  |
| Zach Smith       | 2008   | 13  |

**Receiving Touchdowns**

| Player            | Season | TDs |
|-------------------|--------|-----|
| Luke Degner       | 2008   | 20  |
| Chris Paul        | 2009   | 19  |
| Sean Nolan        | 2018   | 18  |
| Chris Paul        | 2010   | 15  |
| Jackson Rodriguez | 2022   | 15  |
| Raul Villalobos   | 2019   | 13  |
| Jake Wheeler      | 2003   | 12  |
| Ryner Swanson     | 2022   | 12  |
| Pete Schmidt      | 1987   | 10  |
| Luke Matjas       | 1992   | 10  |
| Jacob Diver       | 2021   | 10  |

**All Returns – Touchdowns**

| Player            | Season | KO | PR | FR | IR | TDs |
|-------------------|--------|----|----|----|----|-----|
| Robert Clemons    | 2012   | 2  | 5  |    |    | 7   |
| Drake Martinez    | 2012   | 1  | 2  |    | 2  | 5   |
| Dennis Miller     | 1963   | 1  | 3  |    |    | 4   |
| Charlie Hunt      | 2025   | 2  |    |    | 2  | 4   |
| Dick Burt         | 1945   | 1  | 1  |    | 1  | 3   |
| Marc McManus      | 1958   |    | 2  |    | 1  | 3   |
| Dave Cottingham   | 1962   |    | 1  |    | 2  | 3   |
| Robert Clemons    | 2011   | 2  |    |    | 1  | 3   |
| Luke Degner       | 2021   |    | 3  |    |    | 3   |
| Herb Oeike        | 1947   |    |    | 1  | 1  | 2   |
| Phil Jones        | 1949   |    | 1  |    | 1  | 2   |
| Phil Jones        | 1950   |    | 2  |    |    | 2   |
| Al Turner         | 1952   |    | 2  |    |    | 2   |
| Steve Burton      | 1952   |    | 1  | 1  |    | 2   |
| Bill O'Brien      | 1955   |    | 2  |    |    | 2   |
| Chico Eckman      | 1955   |    |    |    | 2  | 2   |
| Mickey Allen      | 1974   |    |    | 1  | 1  | 2   |
| Rich Nunis        | 1976   | 1  | 1  |    |    | 2   |
| Chris Parlove     | 1987   |    |    | 1  | 1  | 2   |
| Ted Savage        | 1987   |    |    | 1  | 1  | 2   |
| Chris Faubert     | 1992   | 1  |    |    | 1  | 2   |
| Jason Boyd        | 2000   |    |    | 1  | 1  | 2   |
| Jake Wheeler      | 2003   |    |    |    | 2  | 2   |
| Andrew Paddon     | 2008   | 2  |    |    |    | 2   |
| John Snedegar     | 2008   |    |    |    | 2  | 2   |
| Derek Reigel      | 2009   |    |    |    | 2  | 2   |
| Drake Martinez    | 2011   |    |    |    | 2  | 2   |
| Norton Penney     | 2011   | 1  |    | 1  |    | 2   |
| Nathan Lancaster  | 2012   |    | 2  |    |    | 2   |
| Adam Armstrong    | 2016   | 1  |    |    | 1  | 2   |
| Adam Armstrong    | 2017   | 2  |    |    |    | 2   |
| Sean Nolan        | 2017   |    | 1  |    | 1  | 2   |
| Sean Nolan        | 2018   |    | 2  |    |    | 2   |
| Jackson Golden    | 2020   | 2  |    |    |    | 2   |
| Nick Rogers       | 2022   | 2  |    |    |    | 2   |
| Jackson Rodriguez | 2022   | 2  |    |    |    | 2   |

**Season Field Goals**

| Player        | Season | FG |
|---------------|--------|----|
| Jason Crabb   | 1988   | 9  |
| Todd Merz     | 2000   | 8  |
| Jason Crabb   | 1987   | 7  |
| Todd Merz     | 2001   | 6  |
| Sean Nolan    | 2016   | 6  |
| Noah Handel   | 2017   | 6  |
| Noah Handel   | 2018   | 6  |
| Brad Bohn     | 1995   | 5  |
| Ian Vickers   | 1986   | 4  |
| John Snedegar | 2008   | 4  |

**Season Extra Points**

| Player               | Season | Pts |
|----------------------|--------|-----|
| Robbie Mcinerny      | 2011   | 76  |
| Robbie Mcinerny      | 2012   | 74  |
| Noah Handel          | 2018   | 52  |
| Nico Vidaurri-Tucker | 2023   | 51  |
| Ziggy Moltteni       | 2021   | 48  |
| Beck Kesler          | 2019   | 44  |
| Sean Nolan           | 2016   | 38  |
| Noah Handel          | 2017   | 33  |
| Luke Jolley          | 2025   | 32  |
| Steve Wiezbowski     | 1968   | 30  |

All returns: Kickoffs, Punt, Fumble, & Interception

**Season Kick Scoring**

| Player               | Season | FG | XP1 | Pts |
|----------------------|--------|----|-----|-----|
| Robbie McInerney     | 2012   | 3  | 74  | 83  |
| Robbie McInerney     | 2011   | 2  | 76  | 82  |
| Noah Handel          | 2018   | 6  | 52  | 70  |
| Nico Vidaurri-Tucker | 2023   | 2  | 51  | 57  |
| Sean Nolan           | 2016   | 6  | 38  | 56  |
| Noah Handel          | 2017   | 6  | 33  | 51  |
| Jason Crabb          | 1987   | 7  | 28  | 49  |
| Ziggy Molteni        | 2021   | 0  | 48  | 48  |
| Beck Kesler          | 2019   | 1  | 44  | 47  |
| Todd Merz            | 2001   | 6  | 21  | 39  |

**Season Touchdowns**

| Player           | Season | TDs |
|------------------|--------|-----|
| Drake Martinez   | 2012   | 34  |
| Nathan Lancaster | 2013   | 34  |
| Drake Martinez   | 2011   | 31  |
| Norton Penney    | 2011   | 23  |
| Luke Degner      | 2021   | 23  |
| Bill O'Brien     | 1956   | 20  |
| Donelle Darling  | 2001   | 20  |
| Sean Nolan       | 2018   | 20  |
| Donelle Darling  | 2002   | 19  |
| Chris Paul       | 2009   | 19  |
| Nathan Lancaster | 2012   | 19  |
| Nick Rogers      | 2022   | 19  |

**Season Touchdown Passes**


| Player          | Season | TDs |
|-----------------|--------|-----|
| Will Bingham    | 2021   | 44  |
| Andrew Johnson  | 2018   | 42  |
| Jackson Kollock | 2023   | 41  |
| Jackson Kollock | 2022   | 32  |
| Andrew Johnson  | 2019   | 29  |
| Austin Paxson   | 2009   | 26  |
| Austin Paxson   | 2010   | 23  |
| Curtis Harrison | 2016   | 22  |
| Jackson Kollock | 2025   | 21  |
| Danny Lane      | 1987   | 20  |



Robbie McInerney



Robert Clemons III



Austin Paxson



Jack Simon

**Career Leaders:**

**TOTAL OFFENSE (3,000 Yards)**

| Player           | Seasons    | Plays | Yards | TDR |
|------------------|------------|-------|-------|-----|
| Jackson Kollock  | 2022-23-24 | 1029  | 7,820 | 115 |
| Andrew Johnson   | 2017-18-19 | 841   | 5,331 | 79  |
| Austin Paxson    | 2008-09-10 | 729   | 5,004 | 65  |
| Curtis Harrison  | 2015-16-17 | 836   | 4,811 | 62  |
| Pat Wood         | 1992-93    | 661   | 4,189 | 34  |
| Jack Simon       | 2013-14-15 | 771   | 4,017 | 34  |
| Charley Bowman   | 2005-06-07 | 783   | 3,865 | 35  |
| Nathan Lancaster | 2011-12-13 | 308   | 3,836 | 50  |
| Drake Martinez   | 2010-2012  | 365   | 3,533 | 50  |
| Alex Wilson      | 2001-02-03 | 557   | 3,314 | 30  |
| Lance Stewart    | 1978-79-80 | 617   | 3,299 | 26  |
| Ryan Schissler   | 1997-98-99 | 613   | 3,233 | 20  |
| Danny Lane       | 1985-86-87 | 539   | 3,127 | 26  |

**PASSING (2,000 Yards)**

| Player          | Seasons    | Att | Comp | Int | Yds   | TD | Rating |
|-----------------|------------|-----|------|-----|-------|----|--------|
| Jackson Kollock | 2022-23-24 | 853 | 510  | 15  | 7,087 | 94 | 162.4  |
| Andrew Johnson  | 2017-18-19 | 691 | 382  | 24  | 5,642 | 71 | 150.8  |
| Austin Paxson   | 2008-09-10 | 650 | 341  | 24  | 5,245 | 59 | 142.8  |
| Curtis Harrison | 2015-16-17 | 575 | 326  | 23  | 4,218 | 41 | 133.8  |
| Will Bingham    | 2019-20-21 | 476 | 290  | 19  | 4,195 | 51 | 162.3  |
| Pat Wood        | 1992-93    | 472 | 267  | 28  | 3,569 | 28 | 127.8  |
| Danny Lane      | 1985-86-87 | 433 | 278  | 10  | 3,529 | 26 | 147.9  |
| Alex Wilson     | 2001-02-03 | 503 | 270  | 18  | 3,512 | 30 | 126.9  |
| Jack Simon      | 2013-14-15 | 503 | 231  | 23  | 3,215 | 23 | 105.6  |
| Ryan Schissler  | 1997-98-99 | 493 | 249  | 26  | 3,001 | 14 | 100.5  |
| Larry Stewart   | 2010-11-12 | 295 | 156  | 10  | 2,816 | 38 | 168.8  |
| Charley Bowman  | 2005-06-07 | 503 | 269  | 29  | 2,741 | 17 | 98.9   |
| Lance Stewart   | 1978-79-80 | 351 | 163  | 24  | 2,439 | 20 | 109.9  |
| Todd Merz       | 2000-01    | 374 | 164  | 19  | 2,417 | 9  | 95.9   |
| Aaron Scheid    | 1988-89    | 399 | 219  | 21  | 2,187 | 6  | 95.4   |

**Career Rushing Leaders**

| Player           | Seasons    | Rush | Yards | TDs |
|------------------|------------|------|-------|-----|
| Nathan Lancaster | 2011-12-13 | 307  | 3,757 | 49  |
| Drake Martinez   | 2010-2012  | 365  | 3,533 | 50  |
| Donelle Darling  | 2000-01-02 | 413  | 2,606 | 39  |
| Jonathan Todd    | 1984-85-86 | 386  | 2,361 | 24  |
| Zach Smith       | 2006-07-08 | 359  | 2,147 | 21  |
| Norton Penney    | 2009-10-11 | 247  | 2,042 | 25  |
| Nick Rogers      | 2022-23    | 313  | 2,053 | 21  |
| Alec Jaffe       | 2008-09    | 249  | 1,785 | 14  |
| Pat Chesley      | 1998-99    | 317  | 1,776 | 14  |
| Shane Lythgoe    | 2017-18    | 294  | 1,400 | 11  |

**Passing Leaders by Rating**

| Player          | Seasons    | Att | Comp | Int | Yds   | TD | Rating |
|-----------------|------------|-----|------|-----|-------|----|--------|
| Larry Stewart   | 2010-11-12 | 295 | 156  | 10  | 2,816 | 38 | 168.8  |
| Jackson Kollock | 2022-23-24 | 853 | 510  | 15  | 7,087 | 94 | 162.4  |
| Will Bingham    | 2019-20-21 | 476 | 290  | 19  | 4,195 | 51 | 162.3  |
| Andrew Johnson  | 2017-18-19 | 691 | 382  | 24  | 5,642 | 71 | 150.8  |
| Danny Lane      | 1985-86-87 | 433 | 278  | 10  | 3,529 | 26 | 147.9  |
| Austin Paxson   | 2008-09-10 | 650 | 341  | 24  | 5,245 | 59 | 142.8  |
| Curtis Harrison | 2015-16-17 | 575 | 326  | 23  | 4,218 | 41 | 133.8  |
| Pat Wood        | 1992-93    | 472 | 267  | 28  | 3,569 | 28 | 127.8  |
| Alex Wilson     | 2001-02-03 | 503 | 270  | 18  | 3,512 | 30 | 126.9  |
| Lance Stewart   | 1978-79-80 | 351 | 163  | 24  | 2,439 | 20 | 109.9  |
| Jack Simon      | 2013-14-15 | 503 | 231  | 23  | 3,215 | 23 | 105.6  |
| Ryan Schissler  | 1997-98-99 | 493 | 249  | 26  | 3,001 | 14 | 100.5  |
| Charley Bowman  | 2005-06-07 | 503 | 269  | 29  | 2,741 | 17 | 98.9   |

**RECEIVING (Yards)**

| Player             | Seasons    | Catches | Yards | TDs |
|--------------------|------------|---------|-------|-----|
| Chris Paul         | 2008-10    | 151     | 2,545 | 42  |
| Sean Nolan         | 2016-18    | 155     | 2,352 | 32  |
| Eric Fegraus       | 1989-91    | 117     | 2,252 | 14  |
| Ryner Swanson      | 2021-22-23 | 178     | 2,255 | 27  |
| Will Blodgett      | 1998-00    | 96      | 1,572 | 11  |
| Luke Degner        | 2020-21    | 91      | 1,512 | 20  |
| Robert Clemons III | 2009-12    | 80      | 1,502 | 11  |
| Luke Matjas        | 1990-92    | 85      | 1,314 | 11  |
| Adam Armstrong     | 2014-17    | 96      | 1,287 | 11  |
| Derek Reigel       | 2008-11    | 70      | 1,106 | 12  |
| Raul Villalobos    | 2018-19    | 44      | 1,086 | 17  |

**RECEIVING (Catches)**

| Player             | Seasons    | Catches | Yards | TDs |
|--------------------|------------|---------|-------|-----|
| Ryner Swanson      | 2021-22-23 | 178     | 2,255 | 27  |
| Sean Nolan         | 2016-18    | 155     | 2,352 | 32  |
| Chris Paul         | 2008-10    | 151     | 2,545 | 42  |
| Eric Fegraus       | 1989-91    | 117     | 2,252 | 14  |
| Will Blodgett      | 1998-00    | 96      | 1,572 | 11  |
| Adam Armstrong     | 2014-17    | 96      | 1,287 | 11  |
| Travis Loidolt     | 1997-99    | 93      | 854   | 3   |
| Luke Degner        | 2020-21    | 91      | 1,512 | 20  |
| Luke Matjas        | 1990-92    | 85      | 1,314 | 11  |
| Robert Clemons III | 2009-12    | 80      | 1,502 | 11  |

**Career Touchdowns**

| Player             | Season     | TDs |
|--------------------|------------|-----|
| Drake Martinez     | 2010-11-12 | 65  |
| Nathan Lancaster   | 2011-12-13 | 57  |
| Chris Paul         | 2008-09-10 | 44  |
| Donelle Darling    | 2000-01-02 | 39  |
| Robert Clemons III | 2009-12    | 36  |
| Nick Rogers        | 2021-22-23 | 36  |
| Sean Nolan         | 2016-17-18 | 35  |
| Norton Penney      | 2009-10-11 | 33  |
| Ryner Swanson      | 2021-22-23 | 27  |
| Jonathan Todd      | 1984-85-86 | 24  |

**Career Rushing Touchdowns**

| Player           | Season     | TDs |
|------------------|------------|-----|
| Drake Martinez   | 2010-11-12 | 50  |
| Nathan Lancaster | 2011-12-13 | 49  |
| Donelle Darling  | 2000-01-02 | 39  |
| Norton Penney    | 2009-10-11 | 25  |
| Jonathan Todd    | 1984-85-86 | 23  |
| Zach Smith       | 2006-07-08 | 21  |
| Curtis Harrison  | 2015-16-17 | 21  |
| Nick Rogers      | 2021-22-23 | 21  |
| Jackson Kollock  | 2022-23-24 | 21  |
| Charley Bowman   | 2005-06-07 | 20  |
| Don Henley       | 1949-50    | 20  |

**Career Touchdown Passes**

| Player          | Season     | TDs |
|-----------------|------------|-----|
| Jackson Kollock | 2022-23-24 | 94  |
| Andrew Johnson  | 2017-18-19 | 71  |
| Austin Paxson   | 2008-09-10 | 59  |
| Will Bingham    | 2019-20-21 | 52  |
| Curtis Harrison | 2015-16-17 | 41  |
| Larry Stewart   | 2010-11-12 | 38  |
| Alex Wilson     | 2001-02-03 | 30  |
| Pat Wood        | 1992-93    | 28  |
| Danny Lane      | 1985-86-87 | 26  |
| Jack Simon      | 2013-14-15 | 23  |

**Career Receiving Touchdowns**

| Player             | Season     | TDs |
|--------------------|------------|-----|
| Chris Paul         | 2008-09-10 | 42  |
| Sean Nolan         | 2016-17-18 | 31  |
| Ryner Swanson      | 2021-22-23 | 27  |
| Luke Degner        | 2020-21    | 20  |
| Raul Villalobos    | 2018-19    | 17  |
| Eric Fegraus       | 1989-90-91 | 14  |
| Derek Reigel       | 2009-10-11 | 13  |
| Jake Wheeler       | 2002-03    | 12  |
| Nick Rogers        | 2021-22-23 | 12  |
| Luke Matjas        | 1991-92    | 11  |
| Will Blodgett      | 1998-99-00 | 11  |
| Robert Clemons III | 2009-12    | 11  |
| Adam Armstrong     | 2015-16-17 | 11  |


**All Returns – Career Touchdowns**

| Player             | Season      | KO | PR | FR | IR | TDs |
|--------------------|-------------|----|----|----|----|-----|
| Robert Clemons III | 2009-12     | 4  | 5  | 0  | 1  | 10  |
| Drake Martinez     | 2010-11-12  | 1  | 2  | 0  | 4  | 7   |
| Dick Burt          | 1945-46     | 2  | 1  | 0  | 2  | 5   |
| Dennis Miller      | 1963        | 1  | 3  | 0  | 0  | 4   |
| Phil Jones         | 1948-49-50  | 0  | 3  | 0  | 1  | 4   |
| Adam Armstrong     | 2015-16-17  | 3  | 0  | 0  | 1  | 4   |
| Sean Nolan         | 2016-18     | 0  | 3  | 0  | 1  | 4   |
| Charlie Hunt       | 2022-23-24  | 2  | 0  | 0  | 2  | 4   |
| Al Turner          | 1950-51-52  | 0  | 3  | 0  | 0  | 3   |
| Bill O'Brien       | 1955-56     | 0  | 2  | 0  | 1  | 3   |
| Dave Cottington    | 1961-62     | 0  | 1  | 0  | 2  | 3   |
| Marc McManus       | 1957-58     | 0  | 2  | 0  | 1  | 3   |
| Norton Penney Jr   | 2009-10-11  | 2  | 0  | 1  | 0  | 3   |
| Nathan Lancaster   | 2011-12-13  | 0  | 2  | 0  | 1  | 3   |
| Bruce Knill        | 2013-14, 16 | 2  | 0  | 0  | 1  | 3   |
| Luke Degner        | 2020-21     | 0  | 3  | 0  | 0  | 3   |
| Nick Rogers        | 2021-22-23  | 3  | 0  | 0  | 0  | 3   |

All returns: Kickoff, Punt, Fumble, & Interception



Jackson Kollock



Todd Merz



Noah Handel



Nico Vidaurri-Tucker

**Career Kick Scoring**

| Player               | Season      | FG | XP1 | Pts |
|----------------------|-------------|----|-----|-----|
| Robbie McInerny      | 2009, 11-12 | 5  | 152 | 167 |
| Noah Handell         | 2017-18     | 12 | 85  | 121 |
| Nico Vidaurri-Tucker | 2022-23     | 4  | 73  | 85  |
| Jason Crabb          | 1987-88     | 16 | 32  | 80  |
| Todd Merz            | 2000-01     | 14 | 34  | 76  |
| Brad Bohn            | 1993-94-95  | 10 | 42  | 72  |
| Austin Paxson        | 2008-09-10  | 5  | 55  | 70  |
| Bruce Knill          | 2013-14, 16 | 5  | 45  | 60  |
| Sean Nolan           | 2016-17     | 6  | 38  | 56  |
| Steve Wiezbowski     | 1967-68     | 2  | 48  | 54  |

**Career Field Goals**

| Player          | Season      | FG |
|-----------------|-------------|----|
| Jason Crabb     | 1987-88     | 16 |
| Todd Merz       | 2000-01     | 14 |
| Noah Handell    | 2017-18     | 12 |
| Brad Bohn       | 1993-94-95  | 10 |
| Ian Vickers     | 1985-86     | 6  |
| John Snedegar   | 2007-08     | 6  |
| Sean Nolan      | 2016-17     | 6  |
| Robbie McInerny | 2009, 11-12 | 5  |
| Austin Paxson   | 2008-09-10  | 5  |
| Bruce Knill     | 2013-14, 16 | 5  |

**Career Extra Points**


| Player               | Season      | Pts |
|----------------------|-------------|-----|
| Robbie McInerny      | 2009, 11-12 | 152 |
| Noah Handell         | 2017-18     | 85  |
| Nico Vidaurri-Tucker | 2022-23     | 73  |
| Austin Paxson        | 2008-09-10  | 55  |
| Steve Wiezbowski     | 1967-68     | 48  |
| Ziggy Molteni        | 2020-21     | 48  |
| Bruce Knill          | 2013-14, 16 | 45  |
| Beck Kesler          | 2019        | 44  |
| Phil Mogel           | 1964-65-66  | 42  |
| Brad Bohn            | 1993-94-95  | 42  |



Robbie McInerny



Jason Crabb



Brad Bohn



Austin Paxson

**Football - Career Scoring (Total Points)**

| Player             | Season        | Touchdowns |     |    |    |    |    |     | FG | XP1 | XP2 | Pts |
|--------------------|---------------|------------|-----|----|----|----|----|-----|----|-----|-----|-----|
|                    |               | Rush       | Rec | KO | PR | FR | IR | TDs |    |     |     |     |
| Drake Martinez     | 2010-12       | 50         | 8   | 1  | 2  | 0  | 4  | 65  | 0  | 2   | 394 |     |
| Nathan Lancaster   | 2011-12-13    | 49         | 5   | 0  | 2  | 0  | 1  | 57  | 0  | 4   | 361 |     |
| Chris Paul         | 2008-09-10    | 0          | 42  | 1  | 0  | 1  | 0  | 44  | 0  | 6   | 276 |     |
| Sean Nolan         | 2016-17-18    | 0          | 31  | 0  | 3  | 0  | 1  | 35  | 6  | 38  | 266 |     |
| Donelle Darling    | 2000-01-02    | 39         | 0   | 0  | 0  | 0  | 0  | 39  | 0  | 1   | 236 |     |
| Robert Clemons III | 2009-12       | 15         | 11  | 4  | 5  | 0  | 1  | 36  | 0  | 0   | 216 |     |
| Nick Rogers        | 2021-22-23    | 21         | 12  | 3  | 0  | 0  | 0  | 36  | 0  | 0   | 216 |     |
| Norton Penney, Jr  | 2009-10-11    | 25         | 5   | 2  | 0  | 1  | 0  | 33  | 0  | 0   | 198 |     |
| Robbie McInerny    | 2009, 2011-12 | 1          | 0   | 0  | 0  | 0  | 0  | 1   | 5  | 152 | 173 |     |
| Don Henley         | 1949-50       | 20         | 0   | 0  | 0  | 0  | 0  | 20  | 1  | 39  | 162 |     |
| Bruce Knill        | 2013-14-15-16 | 6          | 8   | 2  | 0  | 0  | 1  | 17  | 5  | 45  | 162 |     |
| Ryner Swanson      | 2021-22-23    | 0          | 27  | 0  | 0  | 0  | 0  | 27  | 0  | 0   | 162 |     |
| Jonathan Todd      | 1984-85-86    | 23         | 1   | 0  | 0  | 0  | 0  | 24  | 0  | 4   | 152 |     |
| Bill O'Brien       | 1955-56       | 19         | 0   | 0  | 2  | 0  | 1  | 22  | 0  | 16  | 148 |     |
| Boyd Taylor        | 1945-46-47    | 19         | 0   | 0  | 0  | 0  | 1  | 20  | 0  | 25  | 145 |     |
| Damon Berryhill    | 1979-80-81    | 15         | 0   | 0  | 0  | 0  | 0  | 15  | 3  | 40  | 141 |     |
| Luke Degner        | 2020-21       | 0          | 20  | 0  | 3  | 0  | 0  | 23  | 0  | 0   | 138 |     |
| Zach Smith         | 2006-07-08    | 21         | 1   | 0  | 0  | 0  | 0  | 22  | 0  | 1   | 134 |     |
| Curtis Harrison    | 2015-16-17    | 21         | 1   | 0  | 0  | 0  | 0  | 22  | 0  | 0   | 132 |     |
| Steve Burton       | 1951-52-53    | 8          | 10  | 0  | 1  | 1  | 0  | 20  | 0  | 7   | 127 |     |
| Jackson Kollock    | 2022-23-24    | 21         | 0   | 0  | 0  | 0  | 0  | 21  | 0  | 0   | 126 |     |
| Noah Handell       | 2017-18       | 0          | 0   | 0  | 0  | 0  | 0  | 0   | 12 | 85  | 121 |     |
| Charley Bowman     | 2005-06-07    | 20         | 0   | 0  | 0  | 0  | 0  | 20  | 0  | 0   | 120 |     |
| Steve Wiezbowski   | 1967-68       | 9          | 0   | 0  | 0  | 1  | 0  | 10  | 2  | 48  | 114 |     |
| Pat Chesley        | 1998-99       | 14         | 2   | 0  | 0  | 0  | 0  | 16  | 1  | 9   | 110 |     |
| Jim Kuhn           | 1966-67-68    | 10         | 7   | 0  | 1  | 0  | 0  | 18  | 0  | 0   | 108 |     |
| Shane Lythgoe      | 2017-18       | 11         | 7   | 0  | 0  | 0  | 0  | 18  | 0  | 0   | 108 |     |
| Raul Villalobos    | 2018-19       | 1          | 17  | 0  | 0  | 0  | 0  | 18  | 0  | 0   | 108 |     |



Sean Nolan




Shane Lythgoe



Raul Villalobos



Pat Chesley



Nick Rogers

**Honors and Awards:**

Laguna's first team banquet was held at the conclusion of the 1934 season at the school cafeteria on Thursday, December 13, 1934. Sponsored for over 30-years by the Laguna Beach Lion's Club, the annual award winners from 1934 through 1962 had their names placed on blankets that were hung in the old gym. Heisman winners Tom Harmon and Glenn Davis along with coaching greats Tommy Prothro, Don Coryell, and Jess Hill have been among the famous guest speakers at this annual event. For most of these years, the Most Valuable Player award was sponsored by Stuart Avis. Long-time team physician, Dr. Vincent P. Carroll initiated the "Most Inspirational Player" award in 1954. With different coaches, award titles and types have changed the following represents what information was available at press time for the most common honors:

**Most Valuable Player:**

|      |                                      |      |                            |      |                                |
|------|--------------------------------------|------|----------------------------|------|--------------------------------|
| 1934 | John Carscaden                       | 1964 | Lon Bagley                 | 1994 | Marcus Weenig/Nate Pivaroff    |
| 1935 | Ed Basore                            | 1965 | Doug Schell                | 1995 | Marcus Weenig                  |
| 1936 | John Chamberlin                      | 1966 | Ethan Oliver               | 1996 | Nick Terrio                    |
| 1937 | Rollo Beck                           | 1967 | Jim Kuhn                   | 1997 | Bill Wheeler                   |
| 1938 | Lester McKnight                      | 1968 | Steve Wiezbowski           | 1998 | Ryan Schissler                 |
| 1939 | Harold Richards                      | 1969 | Roland McElhany            | 1999 | Travis Loidolt /Pat Chesley    |
| 1940 | Harry Hefty                          | 1970 | Bart Tabor                 | 2000 | Will Blodgett                  |
| 1941 | 1941 Team                            | 1971 | Skip Winship               | 2001 | Jason Boyd                     |
| 1942 | Vern Gregg                           | 1972 | Jeff Winship               | 2002 | Donelle Darling                |
| 1943 | Francis Delaney                      | 1973 | Mark Johnson               | 2003 | Jake Wheeler                   |
| 1944 | Bill Marriner                        | 1974 | Mike Serrano               | 2004 | Elliot Whalen                  |
| 1945 | Richard Stover                       | 1975 | Bill Gompf                 | 2005 | Charley Bowman                 |
| 1946 | LaVerne Dugger                       | 1976 | Bill Gompf                 | 2006 | Charley Bowman                 |
| 1947 | Boyd Taylor                          | 1977 | Bill Gompf                 | 2007 | Charley Bowman & Danny Panduro |
| 1948 | Emilio Hilario                       | 1978 | Matt McCullough            | 2008 | John Snedegar & Zach Smith     |
| 1949 | 1949 Team                            | 1979 | Lance Stewart & Eric Clark | 2009 | Alec Jaffe & Chris Paul        |
| 1950 | Don Henley, Phil Jones, Bob Griffeth | 1980 | Lance Stewart              | 2010 | Austin Paxson & Chris Paul     |
| 1951 | Dean Boggess                         | 1981 | Damon Berryhill            | 2011 | Drake Martinez                 |
| 1952 | Al Turner                            | 1982 | Kelvin Marino              | 2012 | Drake Martinez                 |
| 1953 | Steve Burton & Mike Haas             | 1983 | Mark Bithell               | 2013 | Andres DeLaRosa                |
| 1954 | Lee Burns                            | 1984 | Greg Henegan               | 2014 | Brett Tracy                    |
| 1955 | Doug Stoner                          | 1985 | Jonathan Todd              | 2015 | Jack Simon                     |
| 1956 | Bill O'Brien                         | 1986 | Andy Myers                 | 2016 | Bruce Knill                    |
| 1957 | Jim Smith                            | 1987 | Pete Schmidt/ Danny Lane   | 2017 | Zach Fields                    |
| 1958 | Marc McManus/ Fred Rash              | 1988 | Jason Crabbe               | 2018 | Sean Nolan                     |
| 1959 | Bill Weir                            | 1989 | Sean Mallet                | 2019 | Andrew Johnson                 |
| 1960 | Angus MacKay/ Ralph Hadsell          | 1990 | Eric Feagraus              | 2020 | 2020 TEAM                      |
| 1961 | Bob Ireton                           | 1991 | Eric Feagraus /Keith Peery | 2021 | Luke Degner                    |
| 1962 | Bob Mikels                           | 1992 | Luke Matjas                | 2022 | Ryner Swanson                  |
| 1963 | Bob Mikels                           | 1993 | Pat Wood                   | 2023 | Ryner Swanson                  |
|      |                                      |      |                            | 2024 | Charlie Hunt                   |

**Most Inspirational:**

|      |                        |         |               |         |                              |
|------|------------------------|---------|---------------|---------|------------------------------|
| 1954 | Pete Snetsinger        | 1973    | Hank Miller   | 2003    | David Spangler               |
| 1955 | Geff Gleed             | 1974    | Ken Clark     | 2004    | Brad Wolf                    |
| 1956 | Bob Saruwatari         | 1975    | Ken Clark     | 2005    | George Chhaeng               |
| 1957 | Bradley Bushee         | 1976    | Peter De Baun | 2006    | Danny Panduro                |
| 1958 | Bradley Bushee         | 1977    |               | 2007    | Kyle Jenkins                 |
| 1959 | Dave Belnap            | 1978    | Lance Stewart | 2008    | Kyle Jenkins & Jack Monroe   |
| 1960 | Tom Lingo/Mike Bredlau | 1979    | Juan Enriquez | 2009    | Robert Clemons III           |
| 1961 | Bob Ireton             | 1980    |               | 2010    | Steven Harrison              |
| 1962 | Dave Tuttle            | 1981    |               | 2011    | Zach Jaffe                   |
| 1963 | Jim Misner             | 1982    |               | 2012    | Robert Clemons III           |
| 1964 | Clancy Oliver          | 1983    |               | 2013-14 | <i>no selection</i>          |
| 1965 | Tom Fogliani           | 1984-92 | No Award      | 2015    | Curtis Harrison              |
| 1966 | Dan Douroux            | 1993    | Manny Perez   | 2016    | Lance Stewart                |
| 1967 | Tom Scherer            | 1994    | Ryan Steel    | 2017    | Curtis Harrison              |
| 1968 | Mark Kuhn              | 1995    | Marcus Weenig | 2018    | Noah Haymond & Sammer Tarazi |
| 1969 | Chris Bowman           | 1996-99 | No Award      | 2019    | Heath Magiera                |
| 1970 | Pat Flahive            | 2000    | Jesse Duker   | 2020-21 | <i>no selection</i>          |
| 1971 | Pat Flahive            | 2001    | No Award      | 2022    | Micah Chavez                 |
| 1972 | Jeff Loge              | 2002    | Brad Wolf     | 2023    | Charlie Kelly & Nick Rogers  |
|      |                        |         |               | 2024    | Charlie Kelly                |




John Chamberlain 1936




Bill Marriner 1944



Emilio Hilario 1948



Doug Stoner 19'55




Bob Mikels 62 & 63




Ethan Oliver 1966

**Team Captain:**


|                                    |      |                                   |         |  |
|------------------------------------|------|-----------------------------------|---------|--|
| 1934-40 Game Captains              | 1967 | Tom Scherer/ Bill Janes           | 1994    | Ryan Steel/Nate Pivaroff   |
| 1941 John Hefty                    | 1968 | Steve Wiezbowski/Steve Klosterman | 1995    | Casey Sabol/ Shane Loidolt   |
| 1942 Vern Gregg                    | 1969 | Brian Ottmer/ Chris Bowman        | 1996    | Marc Ornelas/Nick Terrio   |
| 1943 Francis Delaney/Brick Brahams | 1970 | Bart Tabor/Gary Irvin             | 1997    | Bill Wheeler/Kyle Johnson  |
| 1944 Dave Tomkins                  | 1971 | Gary Fisette/Mark Diercks         | 1998    | Keaton Kiraly/Candelario Vizcarra                                  |
| 1945 Bill Davis                    | 1972 | Bill Robertson/ Chris Ullom       | 1999    | Ryan Schissler/Travis Loidolt                                      |
| 1946 Bob Altick                    | 1973 | Kelly Akins/Pete Cottam           | 2000    | Nick Radach /Dan Woods,<br>Rob Caron/Will Blodgett                 |
| 1947 Ben Sampson                   | 1974 | Mark Johnson                      |         | Jason Boyd / Jesse Duker   |
| 1948 Ben Sampson                   | 1975 | Vince McCullough                  | 2001    | Clayton Caron, Bryce Loidolt,<br>Marshall Paymard                  |
| 1949 Al Zeman                      | 1976 | Dave Strombotne                   | 2002    | Jake Wheeler, Brett O'Conner<br>Alex Wilson                        |
| 1950 Bob Griffeth/Chad Burton      | 1977 | John Miller                       |         | Rotated by game  |
| 1951 Danny Lyle/Roger Belnap       | 1978 | Duane Clark                       | 2003    | Gabe Puzon   |
| 1952 Ron Adel/Roger Belnap         | 1979 | Doug Green                        |         | Rotated by game  |
| 1953 Vincent Carroll               | 1980 |                                   | 2004    | Zach Jaffe/Ricky Delatorre   |
| 1954 Doug Stoner/ Mike Smith       | 1981 |                                   | 2005    | Spencer Anderson, Robert Clemons,<br>Drake Martinez, Larry Stewart |
| 1955 Larry Brixey /Ron Sipple      | 1982 |                                   | 2006-10 | Ethan Chesley, Colin Gauthier,<br>Andres DeLaRosa                  |
| 1956 Steve Ramsey/Chico Eckman     | 1983 |                                   | 2011    | Rotated by game  |
| 1957 Dan Lovelace/Bill Ireton      | 1984 | Mark McGrath                      | 2012    | Nick Rahder, Adam Armstrong,<br>Jack Simon, Zach Fields            |
| 1958 John Hollwedel/Ken Alton      | 1985 |                                   |         | Rotated by game  |
| 1959 Ted Fogliani/Joe Candy        | 1986 | Jonathan Todd                     | 2013    |  |
| 1960 Tom Lingo/Mike Bredlau        | 1987 | Mark Wells                        |         |  |
| 1961 Bob Ireton/Al Britt           | 1988 | Dave Golden/Mike Klingenmeier     | 2014    |  |
| 1962 Dave Cottingham/Lucky Smith   | 1989 |                                   | 2015    |  |
| 1963 Bob Mikels/Dennis Miller      | 1990 | J. T. Klingenmeier                |         |  |
| 1964 Rivers Morrel/Dan Mikels      | 1991 | Dante Steel                       | 2016-24 |  |
| 1965 Tony Fogliani/Dan Mikels      | 1992 |                                   |         |  |
| 1966 Chris Chambers/Doug Allen     | 1993 | Ryan Sauers/Nate Pivaroff         |         |  |




Sean Mallet '89




Marcus Weenig 1995 & 95



Ryan Schissler 1998



Will Blodgett 2000



Andres DeLaRosa 2013




Micah Chavez '22




Jackson Rodriguez



Luke Degner '21



Drake Martinez 2011-12



Chris Paul 2009-10

**Most Improved:**

|      |                         |      |                 |         |                                 |
|------|-------------------------|------|-----------------|---------|---------------------------------|
| 1934 | Rollo Beck              | 1961 |                 | 1988    | Arlo Hoften-Siegel              |
| 1935 | Kenneth Nosler          | 1962 | Jim Misner      | 1989    | Morgan Lanchantin               |
| 1936 |                         | 1963 | Bill Zuehlke    | 1990    | Dante Steel                     |
| 1937 | George Henry            | 1964 | Eric Behr       | 1991    | Kevin Karg                      |
| 1938 | Stan Harding            | 1965 | Jim Miller      | 1992    | Zack Williams                   |
| 1939 | Robert Leyden           | 1966 | Tom Sherer      | 1993    | Scott Kimball                   |
| 1940 | Bill Benton             | 1967 | Dwight Hamilton | 1994    | Shane Loidolt/Sean Wedmore      |
| 1941 | Al Haigh                | 1968 | Larry Harvey    | 1995    | James Kimball                   |
| 1942 | David Tompkins          | 1969 | Dale Anderson   | 1996    | Paul Smith                      |
| 1943 | Earl Townsend           | 1970 | Gary Fiset      | 1997    | Steve Amador                    |
| 1944 | Norm Anderson           | 1971 | Mike Moorman    | 1998    | Mike Zatezalo/Jacob Griswold    |
| 1945 | LeRoy Byrd              | 1972 | Pete Cottam     | 1999    | Ryan Dossett                    |
| 1946 | Bill Greg/Ray Stein     | 1973 | Dana Adams      | 2000    | Aaron Lipsey/Alberto Sanchez    |
| 1947 | Harold Smith            | 1974 | John Willis     | 2001    | Scott Labeda                    |
| 1948 | Al Zeman                | 1975 | Jeff Greenough  | 2002    | Zaman Taher                     |
| 1949 | Harland Cox/ Dick Noack | 1976 | Pete Hauser     | 2003    | Spencer Harrell / Brett Landrum |
| 1950 | Bruce McManus           | 1977 |                 | 2004    | Talan Torriero                  |
| 1951 | Roger Belnap            | 1978 | Eric O'Conner   | 2005-06 | <i>no selection</i>             |
| 1952 | Gordon Crawford         | 1979 | Nick Ross       | 2007    | Ryan Raffo                      |
| 1953 | David Powers            | 1980 |                 | 2008-10 | <i>no selection</i>             |
| 1954 | Jim Boka                | 1981 |                 | 2011    | Warren Abbate                   |
| 1955 | Jim Ward                | 1982 |                 | 2012    | Jake Hexberg                    |
| 1956 | Jerry Facinelli         | 1983 |                 | 2013-14 | <i>no selection</i>             |
| 1957 | Allen Stein             | 1984 | Scott Adams     | 2015    | Blake Lusk                      |
| 1958 | Bob Howard              | 1985 | John Lana       | 2016    | Jack Raffo                      |
| 1959 | Larry Smith             | 1986 | Jim Cheatley    | 2017    | Jackson Spencer                 |
| 1960 | Jan Van Thillo          | 1987 | Tony Bruno      | 2018-24 | <i>no selections</i>            |

**Nathan Lancaster 2011-13**

His first touchdown in 2011 was an 80-yard run in game # 1 vs. Webb. 29 of his career touchdowns would be 30-yards or longer in length. As a senior, he set the single game Orange County record with a 547yard rushing performance against Calvary Chapel at Scott Field. Only one yard of his performance was gained in the overtime portion of the contest. Lancaster capped his senior year with a school record run in the 400 at the So Section CIF Track Finals shattering a 51year-old school record.

## All League Selections

### Orange League (1935-65)

1935

No Selections

1936

Bill Murray - T  
Herman Walker - G  
Dale Mickelwaite - G  
Rollo Beck - RHB

1937

Dale Mickelwaite - G  
Rollo Beck - FB  
Lloyd Babcock - E (2nd Team)  
Allan Goff - T (2nd Team)  
Herman Walker - G (2nd Team)  
George Henry - HB (2nd Team)

1938

Lester McKnight - C  
Roger Elterman - HB  
Stanley Harding - E (2nd Team)  
Anthony Kluewer - FB (2nd Team)

1939

Fred Schultz - E  
Eris Jamison - T  
Harold Richards - QB (2nd Team)  
Franz Kluewer - FB (2nd Team)

1940

Trevor Davis - C  
Harold Richards - HB  
Harry Hefty - T (2nd Team)  
Bud Creighton - QB (2nd Team)

1941

Bill Benton - T  
John Dower - T  
Jack Hefty - C  
Charles Todd - B

1942

No Selections

1943

Scott Allison - G  
Bill Marriner - B  
Frank Cappon - B (2nd Team)  
Francis Delaney - B (2nd Team)

1944

Norm Anderson - E  
Wallace Ingram - T  
Bill Marriner - B  
Freeman Fowler - B  
Earl Townsend - T (2nd Team)  
Dick Stover - B (2nd Team)

1945

Bill Davis - E  
Earl Townsend - T  
Bob Altick - G (2nd Team)  
Dick Stover - B (2nd Team)  
LeRoy Bird - B (2nd Team)

1946

Winkie Gregg - T  
Bob Altick - E  
LaVerne Dugger - B  
Dick Burt - B  
Boyd Taylor - B  
Keith Stein - T (2nd Team)  
John Richards - G (2nd Team)  
Denys Jacobsen - C (2nd Team)

1947

Emilio Hilario - E  
Gordon Foster - E  
Andy Foraker - T  
Jerry Stricker - G  
Ben Sampson - C  
Brayton Norton - B  
Boyd Taylor - B  
Ray Stein - BB  
Jerry Lincoln - E (2nd Team)  
Frank Buxton - B (2nd Team)  
Harold Smith - BB (2nd Team)

1948

Ben Sampson - C  
Emilio Hilario - B  
Paul Speer - T (2nd Team)  
Dave Brunow - B (2nd Team)

1949

Charles Myers - T  
Bill Wilcoxon - T  
Al Zeman - C  
Don Henley - B  
Paul Esslinger - E (2nd Team)  
Riley Wester - G (2nd Team)  
Bob Griffeth - B (2nd Team)  
Dave Brunow - B (2nd Team)

1950

Joe Penna - C  
Don Henley - B  
Phil Jones - B  
Bob Griffith - B  
Harlan Cox - E (2nd Team)  
Dean McCord - T (2nd Team)  
Dean Boggess - G (2nd Team)  
Chad Burton - B (2nd Team)

1951

Dean Boggess - G  
Roger Belnap - C  
Danny Lyle - B  
Tim Forker - E (2nd Team)  
Al Turner - B (2nd Team)  
Dave Marriner - B (2nd Team)

1952

Ted Odmark - E  
John Kirkpatrick - T  
Roger Belnap - C  
Al Turner - QB  
Ron Abel - B  
Steve Burton - B (2nd Team)  
Mike Haas - B (2nd Team)  
Roger Stein - B (2nd Team)  
Bob Via - E (2nd Team)  
Jim Ramsey - T (2nd Team)  
Leonard Wood - G (2nd Team)  
Red Guyer - Coach of the Year

1953

Vince Carroll - C  
Steve Burton - B  
Mike Haas - B  
Steve Brixley - E (2nd Team)  
Lee Burns - G (2nd Team)

1954

Lee Burns - T  
Doug Stoner - B (2nd Team)

1955

Art Hilario - E  
Doug Stoner - B  
Max Navarro - T (2nd Team)  
Larry Brixley - B (2nd Team)

1956

Bill O'Brien - B (MVP)  
Lynn Watkins - E  
Chico Ekman - G  
Jim Smith - T (2nd Team)  
Bob Saruwatari - G (2nd Team)  
Richard Arevalos - B (2nd Team)

1957

No Selections

1958

Fred Rash - HB (MVP)  
Warren Watkins - E  
John Hellwedel - G  
Ed Hernandez - FB  
Brad Bushee - C (2nd Team)

1959

Joe Candy - E  
Greg Sedoff - C  
Bill Weier - HB  
Mike Crawley - E (2nd Team)  
Mike Good - G (2nd Team)  
Ted Foglani - B (2nd Team)

1960

Angus MacKay - G (SC News)

1961

John Pitts - E (2nd Team)  
Bob Ireton - G (2nd Team)  
Bill Barnes - C (2nd Team)

1962

John Pitts - E  
Bob Mikels - B  
Lucky Smith - DT  
Andy DeLong - DT  
Dave Tuttle - DG  
Dave Cottingham - DB

1963

Pete Young - E  
Ken Ficklin - T  
Jim Misner - G  
Dennis Miller - B  
Bon Mikels - LB  
Rivers Morrell - G (2nd Team)  
Bill Cherry - B (2nd Team)

1964

Chuck Harrell - T  
Steve Tibby - G  
Lon Bagley - B  
Greg Taylor - DE  
Burr Smith - DT

1965

Joe Jahraus - C  
Steve Gibbey - RG  
Craig Allen - RE  
Dan Mikels - B  
Doug Schell - B  
Greg Taylor - DRE

**Irvine League (1966)**

1966

Phil Mogle - T  
Brian Nott - E  
Jeff Staples - DE  
Dan Douroux - LB  
Ethan Oliver - DB  
Jim Miller - OT (SC News)  
Bill Janes - QB (SC News)  
Jeff Stevens - DE (SC News)  
Steve Kuhn - DT (SC News)  
Chris Chambers - LB (SC News)

**Crestview League (1967-69)**

1967

Tom Scherer - T  
Jim Kuhn - B

1968

*Lineman of the Year:*  
Steve Klosterman - C, MG  
*Back of the Year:*  
Hal Akins - Coach of the Year  
Steve Klosterman - C, MG, T  
Tom Scherer - T, DE  
Steve Wiezbowski - QB, DB  
Jim Kuhn - B, DB  
Brian Bagley - B  
Larry Harvey - MG  
Chris Bowman - T (2nd Team)  
Dave McDonnell - DB (2nd Team)

1969

Roland McElhane - MG (2nd Team)  
Bart Tabor - HB (2nd Team)  
Mike Abbey - HB (2nd Team)

**Orange League (1970-73)**

1970

Bart Tabor - DB

1971

Mark Dierckes - G (2nd Team)  
Skip Winship - HB (2nd Team)  
Woody White - DE (2nd Team)  
Pat Flahive - LB (2nd Team)

1972

Dave Marriner - B  
Dave Martin - DT  
Bill Robertson - DB  
Marco Mendoza - MG (2nd Team)  
Jeff Winship - LB (2nd Team)

1973

John McCall - DE  
Jon Carlson - B (2nd Team)

**South Coast League (1974-84)**

1974

John McCall - DT  
Mickey Allen - DB  
Mark Johnson - LB (2nd Team)  
Mike Serrano - B (2nd Team)

1975

Vince McCullough - DB  
Rich Nunis - DS

1976


Rich Nunis - DB  
Dave Strombotne - DB  
Bill Gompf - LB, (Defense MVP)  
Jeff Greenough - OT  
Brett Stevens - DT

1977

Bill Gompf - QB, LB MVP  
Dave Waltz - T  
John Miller - LB  
Matk Dow - G (2nd Team)  
Rich Gobles - C (2nd Team)  
John Miller - LB (2nd Team)



Roger Belnap 1951



Doug Schell 1965



Tom Scherer 1967



Jim Kuhn 1968



Brian Bagley 1968



Jeff Greenough 1976

1978

Duane Clark - TE  
 Matt McCullough - LB  
 Eric O'Conner - WR (2nd Team)  
 Paul Corey - G (2nd Team)  
 Bailon Arabe - HB (2nd Team)  
 John Reano - DT (2nd Team)

1979

Eric Clark - FS  
 Rene Oliver - CB (2nd Team)  
 Jim Mudge - T (2nd Team)  
 Lance Stewart - QB (2nd Team)  
 James Watt - G (2nd Team)  
 Rick Reigel - T (2nd Team)

1980

Mike Davis - WR  
 Lance Stewart - LB, QB (MVP)  
 Eric Clark - FS  
 Damon Berryhill - LB  
 Rick Reigel - BG (2nd Team)  
 Ron Johnson - DE (2nd Team)  
 Mitch Kessler - T (2nd Team)  
 Mike McCaffrey - RB (2nd Team)  
 Brandt Vroman - T (2nd Team)

1981

Damon Berryhill - LB  
 Bruce Waldrup - T (2nd Team)  
 Kevin McDennon - TE (2nd Team)

1982

Adam Johnson - P

1983

Chris Bunce - DB  
 Dan Ross - TE (2nd Team)  
 Mark McGrath - C (2nd Team)

**Seaview League (1984-85)**

1984

Mark Draper - RB  
 Mark McGrath - LB  
 Clark Pauley - DL  
 Paul Nugent - DB (2nd Team)

1985

Jonathan Todd - RB  
 Jeff Cummings - WR  
 John Kimball - QB (2nd Team)  
 John Lana - RB (2nd Team)  
 Matt Hobbs - OG (2nd Team)  
 Sean Mahoney - C (2nd Team)

**Pacific Coast League (1986-05)**

1986

Jonathan Todd - RB  
 Sean Mahoney - OL  
 Nelson Griffin - OL  
 Pete Schmidt - DE  
 Andy Myers - DL  
 Chris Dickerson - DB  
 Danny Lane - QB (2nd Team)  
 Broc Stephens - WR (2nd Team)  
 Dylan Candelaria - OL (2nd Team)  
 Britt Yamamoto - OL (2nd Team)  
 Don McKinney - DL (2nd Team)  
 Matt Perry - LB (2nd Team)  
 Alec Iacono - DB (2nd Team)

1987

Danny Lane - QB (MVP)  
 Broc Stephens - E  
 Britt Yamamoto - OL  
 Jason Crabbe - K  
 David Golden - DL  
 JC O'Donnell - LB  
 Mike Davis - DB  
 Pete Schmidt - DE (MVP)  
 Mark Wells - B (2nd team)  
 Dylan Candelaria - OL (2nd Team)  
 Brian Hogan - OL (2nd Team)  
 Robbie Warmington - WR (2nd Team)  
 Matt Weenig - DL (2nd Team)  
 Mike Soudjian - DL (2nd Team)  
 Chris Perlove - LB (2nd Team)  
 Robbie Oliver - DB (2nd Team)

1988

Mike Klingemeier - C  
 Jason Crabbe - K  
 Sean Mallett - Punter  
 Darren Webb - WR (2nd Team)  
 Ian Davis - OL (2nd Team)  
 Craig McDonald - OL (2nd Team)  
 Dave Golden - LB (2nd Team)

1989

Sean Mallett - RB  
 Eric Spraker - WR  
 Aaron Scheid - QB (2nd Team)  
 Eric Fegraus - WR (2nd Team)  
 Larry Dutton - OG (2nd Team)  
 Trevor Stimson - DL (2nd Team)  
 Mike Bates - DL (2nd Team)  
 Morgan Lanchantin - DB (2nd Team)

1990

Eric Fegraus - WR  
 Mike Bates - DL  
 Morgan Lanchantin - QB (2nd Team)  
 Sean Sauers - LB (2nd Team)  
 David Stallone - LB (2nd Team)

1991

Eric Fegraus - WR  
 Keith Peery - RB (2nd Team)  
 Dante Steel - LB (2nd Team)  
 Brian Behan - DL (2nd Team)

1992

Nate Pivaroff - DB  
 Luke Matjas - WR  
 Ryan Sauers - ILB (2nd Team)

1993

Pat Wood - QB  
 Scott Kimball - WR  
 Nate Pivaroff - DB  
 Manny Perez - OL (2nd Team)  
 Marcus Weenig - DL (2nd Team)

1994

Nate Pivaroff - QB  
 Zeda Stone - WR  
 Shane Loidolt - RB (2nd Team)  
 Jackson Clock - OL (2nd Team)  
 Casey Sabol - DL (2nd Team)  
 Nathan Cross - DL (2nd Team)  
 Marcus Weenig - LB (2nd Team)  
 Ryan Steel - LB (2nd Team)

1995

Marcus Weenig - LB  
 Brad Bohn - K  
 Shane Loidolt - RB (2nd Team)  
 Brandon Purdy - WR (2nd Team)  
 Nick Taylor (2nd Team)

1996


Nick Terrio - LB  
 Kyle Sanico - RB (2nd Team)  
 Miles Howe - WR (2nd Team)

1997


Bill Wheeler - DL  
 Travis Loidolt - TE (2nd Team)



Dave Golden 1987



Nick Terrio 1996



Clayton Caron 2002



Mitch McMullin 2008



Spencer Anderson 2012



Blake Hester 2012

|                                  |  |                                      |
|----------------------------------|--|--------------------------------------|
| 1998                             | <b>Orange Coast League (2006 -17 )</b> |                                      |
| Travis Loidolt - TE              | 2006                                   | 2010                                 |
| Jeff Paymard - DL                | Charley Bowman (Offensive MVP)         | Chris Paul                           |
| Ryan Schissler - QB (2nd Team)   | Alex Smith (Special Teams MVP)         | Austin Paxson                        |
| Pat Chesley - RB (2nd Team)      | Marshal Thomas                         | Robert Clemons III                   |
| Candy Vizcarra - LB (2nd Team)   | Devin Hands                            |                                      |
|                                  | Zach Smith                             | 2011                                 |
| 1999                             | Justin Lendahl                         | Drake Martinez                       |
| Pat Chesley - B                  | Mitchell Scott                         | Norton Penney, Jr.                   |
| Travis Loidolt - LB              | Bobby Monroe                           | Robert Clemons III                   |
| Ryan Schissler - QB (2nd Team)   | Max Hilburn                            | Larry Stewart                        |
| Will Blodgett - WR (2nd team)    | Danny Panduro (2nd Team)               | Spencer Anderson                     |
| Mike Zatezako - DL (2nd Team)    | Bill Sanders (2nd Team)                |                                      |
| Nick Radach - DL (2nd Team)      | Jose Ronses (2nd Team)                 | 2012                                 |
| Noel Cannon - DB (2nd Team)      | Pat Curran (2nd Team)                  | Drake Martinez (MVP)                 |
|                                  | John Snedegar (2nd Team)               | Blake Hester (Defensive Co-MVP)      |
| 2000                             | Jason Colladay (2nd Team)              | Spencer Anderson (Lineman of the Yr) |
| Will Blodgett - WR               |  | Robbie Mcinerny (Special Teams MVP)  |
| Jason Boyd - DB                  | 2007                                   | Robert Clemons III                   |
| Todd Merz - K (2nd Team)         | Charley Bowman (Special Teams MVP)     | Nathan Lancaster                     |
| Nick Radach - DL (2nd Team)      | Zach Smith                             | Larry Stewart                        |
| Wyatt Strateman - DB (2nd Team)  | Danny Panduro                          | Adam Farsheed                        |
|                                  | Jeremy Kaplan                          | Steven Harrison                      |
| 2001                             | Mitchel McMullin (2nd Team)            | Joseph Casey                         |
| Todd Merz - K                    | Jason Colladay (2nd Team)              |                                      |
| Donnelle Darling - RB            | Dillon Pierce (2nd Team)               | 2013                                 |
| Jason Boyd - DB                  | Alex Ronses (2nd Team)                 | Nathan Lancaster                     |
| Clayton Caron - C (2nd Team)     |  | Andres DeLaRosa                      |
| Jesse Duker - LB (2nd Team)      | 2008                                   |                                      |
| Marshall Paymard - LB (2nd Team) | Mitchel McMullin (Lineman of the Year) | 2014                                 |
| Alberto Sanchez - DL (2nd Team)  | Jeremy Kaplan                          | Brett Tracy                          |
|                                  | Luis Ocampo                            | Nick Krantz                          |
| 2002                             | Austin Paxson                          |                                      |
| Donnelle Darling - RB            | Chris Paul                             | 2015                                 |
| Bryce Loidolt - DB               | Zach Smith                             | Jack Simon                           |
| Clayton Caron - DL               | Nate Wilson                            | Zach Fields                          |
| Marshall Paymard - LB            | Chris Hilleman (2nd Team)              |                                      |
| Alex Wilson - QB (2nd Team)      | Alec Jaffe (2nd Team)                  | 2016                                 |
| Alberto Sanchez - DL (2nd Team)  | Jack Monroe (2nd Team)                 | Adam Armstrong (Offensive MVP)       |
| Jake Wheeler - DB (2nd Team)     | Andrew Paddon (2nd Team)               | Sean Nolan (Special Teams Co-MVP)    |
|                                  | Ethan Quirarte (2nd Team)              | Curtis Harrison                      |
| 2003                             | John Snedegar (2nd Team)               | Bruce Knill                          |
| Alex Wilson - QB                 |  | Ryan Blaser                          |
| Jake Wheeler - DB                | 2009                                   | Matt Hayes                           |
| Louis Duker - DB (2nd Team)      | Chris Paul (MVP)                       | Zach Fields                          |
| Brett O'Conner - LB (2nd Team)   | Alec Jaffe (Offensive MVP)             |                                      |
|                                  | Drew Gerhold                           | 2017                                 |
| 2004                             | Ryan Raffo                             | Adam Armstrong (Offensive MVP)       |
| Jesse Toscano                    | Austin Paxson                          | Zach Fields (Co-Lineman of the Year) |
| Elliot Whalen                    | Norton Penney, Jr.                     | Curtis Harrison                      |
|                                  | Taylor Preston                         | Shane Lythgoe                        |
| 2005                             | Ethan Quirarte                         | Jack Raffo                           |
| Charlie Bowman - QB              | Shane Selfridge                        | Blake Lusk                           |
| Jody Stevens - RB                |  | Kai Ball                             |
| Matt Renault (2nd team)          |  |                                      |
| George Chheng (2nd team)         |  |                                      |

**Golden West Conference - Pac 4 League (2018 – 23)**

2018  
 Sean Nolan (Co-Offensive POY)  
 Noah Handel (Co Special Teams POY)  
 Andrew Johnson - OB  
 Kai Ball - WR/DB  
 Shane Lythgoe - LB/RB  
 Caleb Mostajo - DE  
 Jake Harper - DB/WR  
 Noah Diver - WR (2nd Team)  
 Sam Tyrell - LB (2nd Team)  
 Connor Fink - LB (2nd Team)  
 Hunter Davis - DL (2nd Team)

2019  
 Andrew Johnson (Co-Offensive POY)  
 Beck Kesler (Special Teams POY)  
 Raul Villalobos - WR  
 Jack Pigott - WR/DB  
 Jackson Golden - RB/DB  
 Sammer Tarazi - C  
 Jack Crawford - WR (2nd Team)  
 Clay Gershenson - DL (2nd Team)  
 Tyler Fields - RB (2nd Team)  
 Connor Fink - WR/LB (2nd Team)

2020  
 Jackson Golden - RB, SS  
 Luke Degner - WR, DB  
 Heath Magiera - OT, DE  
 Evan Louch - WR, LB  
 Stephen Gallegos - LB (2nd Team)  
 Lucas Martin-Schimmelpennig - OG, DT  
 Hakim Hassan - C, DE

2021  
 Luke Degner (MVP)  
 Will Bingham (Offensive POY)  
 Cooper Buckhorn - LB  
 Micah Chavez - DL  
 David Dworakowski - DL  
 Ryner Swanson - WR/TE  
 Rowen Johnson - OL  
 Tyler Fields - RB  
 Clay Allen - LB (2nd Team)  
 Jack Arntz - S (2nd Team)  
 Sam Garwal - LB (2nd Team)  
 Duke Wollam - OL (2nd Team)

2022  
 Jackson Kollock (MVP)  
 Micah Chavez (Defensive POY)  
 Ryner Swanson  
 Jeremy Kanter  
 Nick Rogers  
 Myles Freeman  
 Sam Garwal  
 Jackson Rodriguez  
 Teddy Dworakowski (2nd Team)  
 Marcus Heins (2nd Team)  
 Charlie Kelly (2nd Team)  
 Brock Donaldson (2nd Team)  
 James Golden (2nd Team)

2023  
 Jackson Kollock (MVP)  
 Nick Rogers (Top Offensive Player)  
 Leo Adjemian (Top Lineman)  
 Ryner Swanson - TE/DE  
 Skyler Schwarm - OL/DL  
 Chase Tyson - WR/S  
 Charlie Kelly - OL  
 Redmond Chesley - LB  
 Wyatt Bogdan - WR/SS (2nd Team)  
 Jacob Cruz - LB (2nd Team)

**Foxtrot League (2024)**

2024  
 Charlie Hunt (Co-MVP)  
 Jackson Kollock - QB  
 Jack Hooper - WR/DB  
 Fletcher Liao - OL/DL  
 Wyatt Bogdan - WR/LB  
 Henry Rounaghi - LB  
 Redmond Chesley - DB/RB

Leo Adjemian - DL/OL  
 Wyatt Degner - DB/WR  
 Brady Stringham - WR/CB (2nd Team)  
 Grant Regal - WR/DB (2nd Team)  
 Bob Gardner - DE/RB (2nd Team)  
 Declan Murray - RB (2nd Team)  
 Ollie Lyles - OL/DL (2nd Team)

**All - Orange County - 1st Team Except Where Noted:**

1936  
 Herman Walker - B  
 Rollo Beck - RHB  
 John Chamberlin - C (2nd Team)

1968  
 Tom Scherer - T  
 Steve Klosterman - C, DB, T  
 Brian Bagley - B, FB  
 Jim Kuhn - B, DB  
 Steve Wiezbowski - DB  
 Jeff Jahraus - DE (2nd Team)  
 Hal Akins - County Coach of the Year

1986  
 Jonathan Todd - RB  
 Chris Dickerson - FS  
  
 1987  
 Pete Schmidt - DE  
  
 2010  
 Chris Paul - WR (3rd Team)

2012  
 Drake Martinez - DB  
  
 2013  
 Nathan Lancaster (3rd Team)

1937  
 Rollo Beck - B  
 Dale Mickelwaite - G

1977  
 Bill Gompf - LB (Small Schools MVP)

2011  
 Drake Martinez - DB (3rd Team)

2018  
 Sean Nolan - AP (3rd Team)

1952  
 Red Guyer - Coach of the Year

2022  
 Ryner Swanson - TE (3rd Team)


1965  
 Joe Jahraus - C

1980  
 Lance Stewart (3rd Team)

2023  
 Ryner Swanson - TE  
 Jackson Kollock - QB (2nd Team)



Ethan Quirarte 2009



Pete Schmidt & Danny Lane 1987




Steve Klosterman 1968



Bill Gompf 1977



Lance Stewart '80



# 27 Dick Burt, # 22 Boyd Taylor, # 10 LaVerne Dugger 1946

### All Southern Section CIF (1st Team except where noted)

1952 - Small School

Roger Belnap - C

1956 - Small School

Bill O'Brien - B

1957 - Small School

Jim Smith - T (2nd Team)

1962 - Small School

John Pitts - E

1964 - A Division

Lon Bagley - B (2nd Team)

1968 - AAA & AA Division

Steve Klosterman - C (3rd Team)

Jim Kuhn - B (3rd Team)

1976 - Division II

Bill Gompf - LB

1977 - Division II

Bill Gompf - LB

1980 - Division III

Lance Stewart - DB

1981 - Division III

Damon Berryhill - LB (2nd Team)

1985 - Central Conference

Jonathan Todd - LB

1986 - Desert/Mountain Conference

Pete Schmidt - OL

Jonathan Todd - B

1987 - Desert/Mountain Conference

Pete Schmidt - TE

Danny Lane - B

1988 - Division VIII

Jason Crabbe - K

1990 - Division VII

Eric Fegraus - WR

2000 - Division IX

Will Blodgett - WR

2001 - Division IX

Jason Boyd - DB

2002 - Division IX

Clayton Caron - DL

2003 - Division IX

Jake Wheeler - WR

2006 - Southern Division

Charley Bowman - Utility

2007 - Southern Division

Charley Bowman - Offense

2008 - Southern Division

Mitch McMullin - OL

Chris Paul - WR

2009 - Southern Division

Chris Paul - WR

Austin Paxson - UTL

Ethan Quirarte - Punter

2010 - Southern Division

Chris Paul - WR

2011 - Southern Division

Drake Martinez - Back

Robbie Mcinerny - Kicker

2012 - Southern Division

Drake Martinez - Back

Robert Clemons III - WR

Spencer Anderson - OL

Blake Hester - Linebacker

Robbie Mcinerny - DB

2016 - Div 13

Adam Armstrong - Rec

Ryan Blaser - Rec

Bruce Knill - D Back

Zach Fields - DL

Sean Nolan - Utility

2018 - Div 13

Andrew Johnson - QB

Sean Nolan - Rec

2021 - Div 9

Luke Degner - S

Will Bingham - S

2022 - Div 9

Offensive POY: Jackson Kollock QB

Defensive POY: Micah Chavez DL

Jeremy Kanter - LB

Ryner Swanson - WR

Nick Rogerts - RB

Sam Garwal - DB

Brock Donaldson - DL

2023 - Div 7

Jackson Kollock QB

Ryner Swanson, TE/DL

2024 - Div 4

Charlie Hunt WR

### All Southern California

1946  
Bob Altick - E (2nd Team)

1947  
Boyd Taylor - B (2nd Team)

1987  
Pete Schmidt - TE (1st team)

### Cal-Florida All Star Bowl

2001 Todd Merz – K



Bob Altick 1946



Steve Wiezbowski 1968



Andrew Johnson 2019

## Laguna College Players

*Rostered at least One Season at a 4-Year College*

#### Arizona State

John Pitts

#### Boise State

Jeff Greenough

#### Brigham Young

Kent Chesley  
John Kimball  
Ryner Swanson  
Marcus Weenig

#### California

Tony Fogliani  
Robbie McInerny  
Rivers Morrell  
Lance Stewart

#### Cal Lutheran

Mark McGrath

#### Cal Poly SLO

Mark Draper  
Greg Hennigan  
Michael Klingenmeier  
Rene Oliver

#### CS Long Beach

Nelson Griffin

#### Cal Western (USIU)

Jeff Stevens

#### Chicago

Luke Degner

#### Chico State

Josh Siepen  
Brett Stevens

#### Claremont-Mudd

Mike Donovan  
Michael Dennis

#### Colorado State

Phil Mogel

#### Humbolt State

Jason Abraham

#### Idaho State

Jonathan Todd

#### Linfield

Greg Arellano

#### Mercyhurst

Spencer Harrell

#### Michigan State

Drake Martinez

#### Middlebury

Bryce Loidolt

#### Minnesota

Jackson Kollock

#### Morehead State

Andrew Johnson

#### Nebraska

Nick Terrio  
Drake Martinez

#### New Mexico State

Darren Webb

#### Northeastern

Pat Wood

#### Northern Arizona

Rollo Beck

#### Occidental

Jim Miller

#### Oregon

Dante Steele

#### Oklahoma

Pete Schmidt

#### Princeton

Jonathan Cohen

#### Pricipia

Rob Wood

#### San Diego

Phil Moen  
Brett O'Conner

#### San Diego State

Anil Adam  
Clarence Oliver

#### San Francisco

Bus McKnight

#### St Mary's

LaVern Dugger

#### Sonoma State

J.T. Klingenmeier

#### SE Missouri St

Clayton Caron

#### Stanford

Bob Altick

#### Southern Oregon

Denny Miller  
Doug Schell  
Jim Misner  
Ryan Schissler

#### Southern Cal

Alec Jaffe

#### UC Davis

John Miller  
Jordie Mas  
Eric Fegraus

#### UCLA

Steve Klosterman

#### UC San Diego

Danny Mikels

#### UC Santa Barbara

Jonathan Todd  
Matt Perry

#### Utah

Bill Gompf (Toon)

#### Utah State

Brad Bohn  
Jeff Greenough  
Sean McKevitt

#### Washington

Bill Barnes  
Jim Kuhn  
Brian Bagley  
Jason Crabb  
Steve Wiezbowski

#### Weber State

Ethan Oliver  
Hal Proppe

#### Western State (CO)

Tyler Lennon  
Charlie Williams  
Brian Beehan

#### Whitworth

Tim Dennis  
John Cullings  
Travis Loidolt

#### Yale

Will Blodgett  
Robert Clemons III

## Laguna Players in the NFL

(Must have been an active rostered player at least one regular season contest)  
(Information per *The Sporting News*)



### John Martin Pitts

#### Defensive Back

Born February 25, 1945 at Birminham, Alabama

Height: 6.04, Weight 218

Hobbies – Basketball, camping, listening to jazz

High School – Laguna Beach

Attended Santa Ana College and Arizona State

Selected by Buffalo in 1<sup>st</sup> round of 1967 AFL/NFL draft

Traded by Buffalo to Denver for linebacker Fred Forsberg, October 1973

| Season        | Team(s)   | Games      | Defense   |           |            | Total    |          | Points   |
|---------------|-----------|------------|-----------|-----------|------------|----------|----------|----------|
|               |           |            | INT       | Yds       | Avg        | TD       | Fumbles  |          |
| 1967          | Buffalo   | 14         | 0         | 0         | 0          | 0        | 0        | 0        |
| 1968          | Buffalo   | 14         | 2         | 21        | 10.5       | 0        | 0        | 0        |
| 1969          | Buffalo   | 14         | 2         | 40        | 20         | 0        | 0        | 0        |
| 1970          | Buffalo   | 14         | 1         | 11        | 11         | 0        | 1        | 0        |
| 1971          | Buffalo   | 14         | 2         | 12        | 6          | 0        | 0        | 0        |
| 1972          | Buffalo   | 14         | 1         | 10        | 10         | 0        | 0        | 0        |
| 1973          | Buff/Den  | 10         | 0         | 0         | 0          | 0        | 0        | 0        |
|               | Buffalo   | 3          | 0         | 0         | 0          | 0        | 0        | 0        |
|               | Denver    | 7          | 0         | 0         | 0          | 0        | 0        | 0        |
| 1974          | Denver    | 14         | 1         | 2         | 2          | 0        | 0        | 0        |
| 1975          | Den/Clev  | 7          | 1         | 0         | 0          | 0        | 0        | 0        |
|               | Denver    | 1          | 0         | 0         | 0          | 0        | 0        | 0        |
|               | Cleveland | 6          | 1         | 0         | 0          | 0        | 0        | 0        |
| <b>Career</b> |           | <b>115</b> | <b>10</b> | <b>96</b> | <b>9.6</b> | <b>0</b> | <b>1</b> | <b>0</b> |



### Clarence Oliver

(Clancy)

#### Defensive Back

Born November 17, 1947 at Bakersfield CA

Height: 6.01 Weight 190

Hobby – Weightlifting

High School - Laguna Beach

Attended Orange Coast College and San Diego State

Signed as a free agent by Pittsburgh, NFL, 1969

Released by Pittsburgh and signed as a free agent by Oakland Raiders, July 31, 1971

Released by Oakland, 1971 and signed by San Diego 1972

Released by San Diego, signed by St Louis Cardinals, November 1973

Missed 1972 season due to injury

| Season        | Team       | Games     | Points   |
|---------------|------------|-----------|----------|
| 1969          | Pittsburgh | 9         | 0        |
| 1970          | Pittsburgh | 14        | 0        |
| 1973          | Cardinals  | 2         | 0        |
| <b>Career</b> |            | <b>25</b> | <b>0</b> |