

ASAP news



Continuing the Little League tradition of making it "safer for the kids."

HOPKINS WINS NATIONAL AWARD

For the fifth straight year, Hopkins Area Little League in Minnesota has won recognition for making the safety of their players a top concern in their league. In 2011, they are not only in the top five best safety plans in the country, but are the national winner.

Since 2007, Hopkins Area Little League, or HALL, has been honored for their efforts in increasing safety in their league, as the Central Region's best safety plan. And despite changes in safety officers and presidents over that time, the commitment to the safety of their participants and spectators has not wavered and has even improved.

Prioritizing Safety, Then and Now

The list of safety enhancements the HALL board has implemented is long and ranges across all the aspects of their activities, equipment, and facilities. And these initiatives have been maintained even as new initiatives have been added.

Some leagues have struggled with the transition of key leaders. Leaders with a strong passion for safety concerns can be replaced by others with ideas geared toward player development, or facilities expansion. Too often the great ideas of last year's safety plan get forgotten during the change in guard to new leaders.

HALL has kept the passion for safety strong even with changes in leadership. "I've been on the board for almost 10 years and we've always felt strongly about safety," explained HALL



President Paul Hurth. Even though they have had three presidents since the league won their first regional award in 2003, safety has been a habit in their league throughout.

"When we started our safety plan, we gave the position of safety officer to someone who really cared about safety. And I guess she just ingrained it in our league."

Making Activities Safer

HALL uses a two-way radio system to keep their on-duty board member continuously informed of any needs or concerns. With this centralized communication, the "officer of the day" board member at the complex can quickly be at any area to help and direct others in an emergency.

In addition, the league has a missing child protocol to quickly lock down

the facility and find any missing child. By setting the policy in advance, volunteers know what to do and can quickly act to follow the plan, rather than spend precious minutes trying to determine what should be done. This is a great approach for all safety issues.

Check ALL Volunteers

Another important part of the HALL winning plan was to thoroughly screen all of their volunteers. Doing the extended criminal background screening through LexisNexis helps any league be more confident none of their volunteers are hiding crimes that would make them unacceptable as participants in Little League.

And HALL checked over 6 people per team on average with the LexisNexis checks, well over the

Continued next page.

Hopkins, continued from page 1.

125 free LexisNexis background checks Little League supplies all leagues. The league also required all those who passed their background checks to wear IDs to show it. That extra requirement makes it easy to distinguish if a person is on the field that has not been checked. A background check can't help if you don't know that a person working with the children at an event has been approved by it.

Clinics for Players, Coaches, and Parents

Training is a key component of their safety approach. While adults are given clinics on fundamentals and first aid, players are given information by the Hopkins Community Coalition One Voice. The coalition teaches about decreasing the use of tobacco, drugs, and alcohol.

Fundamentals clinics are held on three separate dates to allow all of the players, coaches, and parents to attend. The league breaks them down for greater participation, and to allow everyone to hear the message and keep that message consistent from coach to player to parent. Two mandatory first aid sessions were held to allow all managers/coaches and team safety officers to attend and get this important training. The local fire department chief facilitated the training.

Enhancing Equipment

In 2010, the HALL board implemented a helmet initiative with mandatory chin straps and face protection on all batting helmets, to better protect batters and base runners. While a statistically small number of injuries are caused to batters' and runners' faces, the vast majority of these injuries are avoidable by using face guards. HALL uses a two-tiered system of protection; the younger divisions use a full face mask and the Majors/Little League Divisions use a helmet with the "C"-flap. The league even found a local orthodontic office to sponsor the cost of the devices.

In 2011 they added some smaller helmets so the larger helmet on a smaller head would not be dragged down over the batter's eyes from the weight of the facemask. With the addition of 4-year-olds in Tee Ball in the league, this addition was a great

and timely safety feature for younger players to embrace the facemasks.

Balls And Bats

The younger divisions and Challenger players also use reduced impact balls. This further provides a more safe playing environment, as these players develop skills to protect themselves from ball impact injuries.

The league continued a policy of "bats down," to not pick up their bat until they leave the dugout to bat. The program encourages coaches to train their players to keep the bats in the racks, and not handle or swing anything in the dugout. The coaches also are instructed on what is allowed and not for types and performance of bats. The coaches help educate parents and players about what is legal and not for Little League play.

Protecting Fragile Hearts

For pitchers, the league took the proactive stance of requiring a protective piece to be worn over the heart. As awareness grows of the possibility of a child's heart stopping from commotio cordis, more leagues are looking at this. Commotio cordis is a relatively low-force blow to the heart at just the wrong time in the heart's beat, causing defibrillation in the heartbeat.

The HALL board took action to protect their players closest to the action: the pitcher. The heart protection HALL requires reduces the risk to the heart of this rare but tragic occurrence. Each team was supplied with two heart guards and parents of pitchers are encouraged to buy a shirt with the protection built in.

If anyone's heart were to stop or have an irregular beat for whatever reason at the facility, the league in 2009 purchased an automated external defibrillator (AED) to be on site to shock the patient's heart back to a normal rhythm. AED's are another major initiative that, like Hopkins, many leagues are adopting for the next level of safety preparation.

Along with purchasing the AED, the league annually includes CPR and AED training in their first aid clinics for their volunteers, so those attending the games and practices will know how to use the device and be able to give aid in an emergency. As the news reports make so clear, minutes count

when a person's heart is not operating correctly, so having a trained volunteer group is critical for fast action to keep the injured person alive until medical professionals arrive.

Separating Play/Seating

A few of the 2011 additions to their facilities included safety measures of designated warm-up areas and batting cages. The HALL board understands that thrown balls do not always go where intended, and having designated warm-up areas away from spectators and general walkways helps to avoid needless injuries to non-players. The board built the new warm-up areas to avoid players warming up in front of the batting cages, where spectators are close by.

The board adopted new standards for concession stand workers on hand washing, with food preparation and money handling duties. They also stopped selling anything with nuts or nut oil, and have banned sunflower seeds from the complex to better protect players with nut allergies.

From batters and fielders to spectators and volunteers, the HALL safety plan and their board's initiatives takes everyone's safety into consideration. That's why they took the top safety prize in 2011, and won a Musco Light-Structure Green™ lighting system for a 200-foot field.

"We've been working for several years on improving our plan, with the hope of winning the lights. Not just to win, but for the improved safety of our kids," Hurth concluded. Now that they have won, they're moving forward with expanding and adding lights to one of their fields that had just been for tee ball players. This will allow them to reduce the amount of use some of their rougher practice areas receive.

"We're going to move a lot of games and practices to a quality field, where the risk of injury is less," he said. "Whatever we do, we're always looking at making it more safe for our players."

"We've been committed to safety and enhancing our program to make it better every year. Does anyone notice? Maybe not, but we do," Hurth noted.

This year, everyone is noticing.


Central Region Rises to 82%

In 2011, 87% of all Little Leagues submitted safety plans, helping to avoid almost 60,000 injuries since the program began in 1995. Leagues from across the US earned over \$621,700 in league awards from Chartis Insurance this year. Plans were approved early by the April 1st deadline, helped districts earn over \$61,250 last season. The following pages list participation numbers by region, state, and district.

Central Region

Dis. Administrator 2009 2010 2011
No. Name % % %

ILLINOIS 78%				
1	Scott Tolliver	20	40	40
2	Dave Lohr	8	77	38
3	Charles McClung	66	100	75
4	Victor Alexander Sr.	50	12	50
5	Jack Burns	60	66	66
6	Sandy Ducat	66	100	100
7	Sean Gibbons	83	33	66
8	Roger Petrick	25	50	50
9	Nicholas Gianacakos	100	100	100
10	Joseph McMillan	92	100	91
11	Linda Sanfilippo	100	100	100
12	Carlton Jones*	0	0	100
13	Phil Rizzo	94	100	93
15	Edwin Plys	100	100	100
16	Donald Haley	57	60	50
17	Tim Ward	93	75	83
18	John Marshino	62	53	72
19	John Miller*	0	0	28
20	Timothy Trevier	100	93	93
INDIANA 93%				
1	Steve Heck	81	86	71
2	Paula Grede	92	92	100
3	Jimmy Tieben	87	87	100
4	Mike Howard	75	100	100
5	Shelly Gaither	83	100	100
6	Donald Mason	100	100	100
7	Derek Lisby	100	100	100
8	Mark Commons	93	92	83
9	Dean Pierson	100	100	100
10	George Glick	93	92	85
11	Kevin Weinberg	87	100	100
12	Edward Harris	100	100	100
13	Troy Baize	84	92	85



14	Marlin Culp	100	100	100
IOWA 77%				
1	Kevin Beaman	71	71	42
2	Gary Mayfield*	100	100	100
3	Russ Jones	68	57	66
4	Kevin Hladik	94	100	100
5	Jim Stockbauer	100	100	100
6	Mike Malenosky	33	62	87
7	Rod Thompson*	0	0	45
KANSAS 28%				
2	Wayne Metcalf	57	42	28
KENTUCKY 91%				
1	John Roll	100	100	100
2	Brad Clifford	55	50	100
3	W O Bradley	100	69	92
4	Franklin Stivers	68	75	68
5	Roger Romines Sr.	100	100	100
6	John Darnell	100	100	93
7	Arnold Wheeler	92	100	100
MICHIGAN 89%				
1	Mark Hillabrand	55	55	55
2	Bud Vanderberg	100	100	100
3	Pamela Bildner	100	100	90
4	Steve Fogle*	42	33	46
5	Sharon Mayer	100	100	100
6	Ron DeCoopman	100	100	100
7	Edward Hotchkiss	100	100	100
8	Dorine Britton	100	89	95
9	John Edgerle	100	100	100
10	Don Howes	60	60	70
11	Robert Hamen	100	88	88
12	Jone Benedict	62	60	93
13	Brett Wyatt	66	88	90
14	Randy Madison	72	61	100

15	John Kounelis	72	64	75
16	Larry Fix	100	100	100
MINNESOTA 61%				
1	Gerald Sandler	100	100	95
2	Jim Warnest	42	50	29
3	Henry Chruscielski	0	0	20
4	Bob Olson	70	45	55
MISSOURI 35%				
1	Paul Nolte	0	0	30
2	Mike Greninger	57	33	14
3	Chris Byrd*	85	44	50
4	Gary Kespohl	57	60	75
NEBRASKA 76%				
3	David Arkfeld*	12	8	76
OHIO 91%				
1	Tony Tulino	100	92	91
2	Gary Williams	58	40	88
3	Charles Umbaugh	100	100	100
4	Tom Meder*	91	100	92
5	Harry Morrison	83	100	100
7	Lucy Fultz	25	100	71
8	Shannon Walker	100	100	100
9	Roger Fox	87	67	76
10	Ron Hoag	50	57	57
11	Donald Rawlins	100	100	100
NORTH/SOUTH DAKOTA 40%				
1	Michael Hickey	40	36	40
WISCONSIN 74%				
1	Sally Clarke*	100	100	100
2	Beth Malott	100	67	66
3	Mark Eisold*	80	50	54
4	Jeff Wolfe	76	69	73
5	Robert Stasney	66	53	36
6	Butch Faber	100	100	100

* Indicates new District Administrator in 2011.

East Region Keeps Pace at 83%

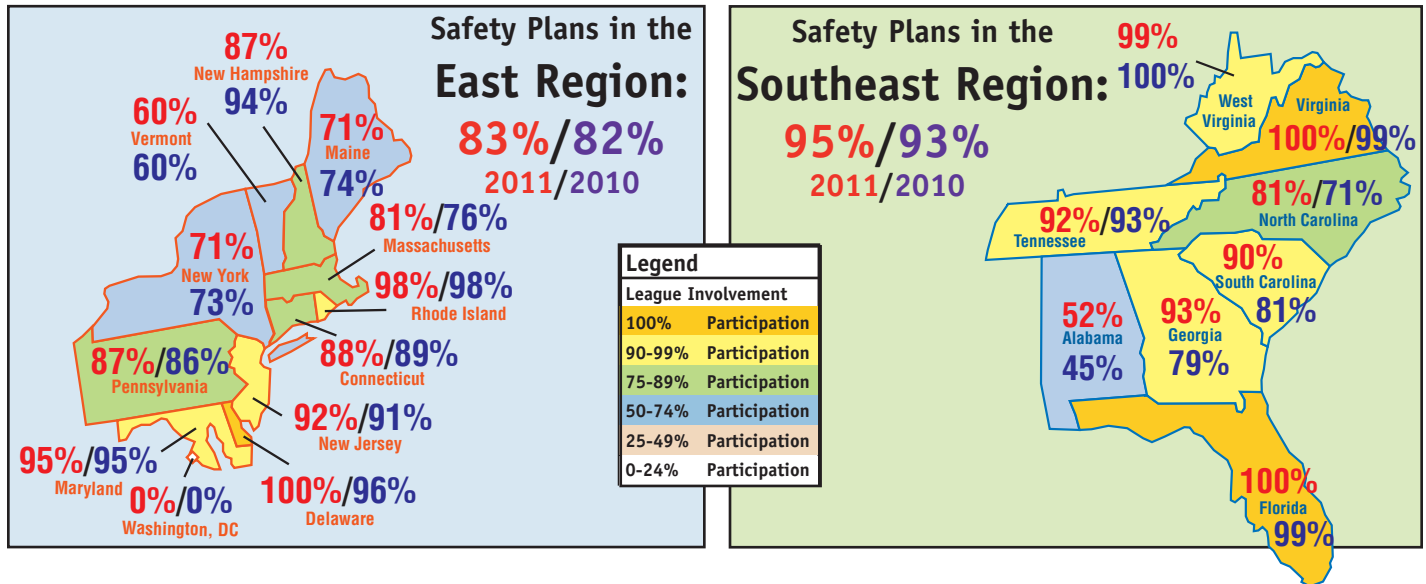
East Region

Dis. No.	Administrator Name	2009 %	2010 %	2011 %
CONNECTICUT 88%				
1	Scott Miller	92	100	93
2	Lou Bleggi	61	76	66
3	Wendle Stiber	100	81	63
4	David Ruotolo	100	100	100
5	MaryEllen Holden	100	100	100
6	Michael Mentone*	86	93	100
7	Bill Howard	61	38	58
8	Peter Preli	61	71	76
9	Kyle Muncy*	100	100	100
10	Roger Nadeau	100	100	93
11	Martin McKinney Jr.	100	100	100
DELAWARE 100%				
1	Robert Newnam	100	100	100
2	Frank Distefano	100	92	100
3	William Lloyd	100	100	100
MAINE 71%				
1	Robert Dorr	100	100	100
2	Dana Verge	100	100	85
3	Robert Stevenson	28	42	31
4	Linda Bowles	44	47	52
5	Scott Edwards	62	100	100
6	Stephen Cole	88	100	100
MARYLAND 90%				
1	Larry Hammond	92	100	92
2	Gregg Quedewit	100	100	100
3	Paris Inman (Wash. DC)	0	0	0
4	Quinn Hren	87	62	86
5	Martin Thompson	100	100	100
6	Frankie Bennett*	100	100	100
7	Edward Wojtkowski	100	100	100
8	Leo Ehrisman	100	100	100
MASSACHUSETTS 81%				
1	Donald Gleason	71	85	57
2	Steve Depalma	63	72	72
3	Gretchen Haibon*	100	93	100
4	Douglas Hannam	100	100	100
5	Dave Obuchowski	100	100	100
6	Jeffrey Silvia	50	90	100
7	Robert Stearns	82	87	88
8	Donald Whitman	40	23	38
9	Edward Greatorex	88	77	86
10	Ellen Lipoma	50	62	70
11	Phil Albert	27	18	18
12	Bernard Colbert	100	100	100
13	George Berardi	69	72	75
14	Frank Flanagan	35	46	66
15	William Lowd	100	95	100
16	Joseph Baglieri	69	77	94

NEW HAMPSHIRE 87%				
1	Donald Kirkland II	92	96	78
2	Mary Nyhan	87	87	100
NEW JERSEY 92%				
1	Edward Hastings	100	100	100
2	Mike Basile	100	100	100
3	Tom McCarville	93	75	94
4	Cesare Papetti	81	93	93
5	Ron Teel	92	92	100
6	Tom Marguccio	90	100	100
7	Carmine Conti	100	93	92
8	Rich Franco	54	42	36
10	Gary Giackette	100	100	100
11	Anthony Richardson	100	100	100
12	David Koehler	100	100	100
13	Joe Rigler	100	100	100
14	Jerry Murphy	87	92	100
15	Jim McGehrin*	94	100	100
16	Joe Fussner	100	100	85
17	Charles Fortenbacher	87	87	87
18	Dereck Davis*	78	69	100
19	Buddy Coates	100	93	100
20	Lori Grant	93	100	94
21	Joe Romanelli	85	100	86
NEW YORK 71%				
1	John Godfrey	100	100	100
2	Don Jordan	100	100	100
3	Jim Demmer	77	55	66
4	Ken Liesegang	78	76	62
5	Mike Kelsey	88	88	87
6	Richard Kelley*	100	100	100
7	Carolyn Toner	27	27	9
8	Dan Cavallo	96	100	96
9	Patrick Hetherington	88	100	100
10	Ron Wehrle	84	80	80
11	Daniel DeCelle	41	41	36
12	Charles Fitzpatrick	66	58	47
13	Leonard Ricchiuti Jr.	100	100	100
14	Gary Krill	90	89	100
15	Guy Madsen	100	100	100
16	Nick Gantner	100	100	100
17	Fred Cantor*	100	100	94
18	Joe Sagaria	100	100	93
19	John Lacey	60	70	70
20	David Horne	62	56	47
21	Michael Mattesi*	0	28	0
22	Chris Amaroso	42	42	46
23	James Nolan	42	35	35
24	William Panzella	100	100	100
25	Dan Cavanagh	0	17	20
26	Abe Miller	0	16	16
27	Harold Weissman	11	11	33
28	Al D'Elia	37	37	75

29	John Boccuzza	61	58	66
30	Don Urban	25	16	25
31	Edward Felsch	87	77	71
32	Steven Neithardt	87	88	77
33	Peter Pennelle	58	66	53
34	Marilyn Maccio	90	90	90
35	Carol Kollmer	100	100	91
36	Paul Guido	33	50	44
37	Dan Salmon	90	70	80
38	Marv Cummings*	100	100	100
PENNSYLVANIA 87%				
1	Bill Dithrich	58	66	75
2	Walter Strosser	100	100	100
3	Tom Roberts	36	33	33
4	Anita Connelly	100	100	100
5	Frank Germino	56	52	61
6	Bob Loncar	60	54	54
7	John Rupp Sr.	54	90	100
8	Jim Stonaha	100	87	100
9	Robert Swope Sr.	100	100	100
10	Glen Fiebig	53	66	53
11	Barbara Holovka	100	100	85
12	Scott Leinbach	100	100	94
13	Greg Brouse	92	100	100
14	Joe Wendler	71	76	100
15	William Serfass	95	95	95
16	Fred Desanto	100	100	100
17	Michael Serino	100	100	100
18	James Burns	67	60	60
19	Duke Nasino	28	46	25
20	Randy Raab	100	93	100
21	Gary Minster	90	72	100
22	Earl Mercadante	66	61	66
23	Jennie Todd	91	100	100
24	Charles Roberts	100	100	100
25	Robert Wilson	100	100	100
26	Doug Talmadge	100	100	100
27	Joseph Nartowicz	100	100	100
28	Steve Reber	100	100	100
29	Bernard Kozen	100	100	100
30	Howard Lemonick	50	87	100
31	Fred Desanto	100	100	100
32	Michael Serino	100	100	100
RHODE ISLAND 98%				
1	John Pesaturo	92	100	100
2	Robert Walker Jr.	100	100	93
3	Beverly Kenney	100	93	100
4	William Freaney	100	100	100
VERMONT 60%				
1	David Hartnett	42	46	53
2	David Cyr	50	100	100
3	Jeremy Read	78	64	61
4	Gary Royer	50	60	60

Southeast Raises Safety to 95%



Southeast Region

Dis. No.	Administrator Name	2009 %	2010 %	2011 %
ALABAMA				52%
3	Robert Thomas	0	33	33
4	Ricky Thornton	62	100	100
5	Jimmy Wilson	0	0	0
6	Gary Scales	50	100	100
7	Kerry Keller	0	25	33
8	Chris Cianciola*	0	28	33
FLORIDA				100%
1	Ron Covey	100	100	100
2	Ron Jernick	100	100	100
3	Kim Davies*	100	100	100
4	John Tucker	100	100	100
5	Richard Caporaso	100	100	100
6	Greg Sinadinos	100	100	100
7	John Knapp	100	100	100
8	Eric Pearson	100	100	100
9	Mert Leeman	100	100	100
10	Sue Conklin	100	100	100
11	Larry Geiger	100	100	100
12	Anthony Gissoni	100	100	100
13	Charles Lieble Jr.	100	100	100
14	Debbie Dobbs	100	100	100
15	Frederick Lorentsen	100	100	100
16	Fran Slump	100	100	100
17	Dewey Hudman	100	100	100
18	Tese Willis	100	100	100
19	David Viers	100	100	100
20	Michael Crow	100	100	100
21	Ann Monast	100	100	100
22	Joseph LeBlanc	100	100	100

23	Ken Woodburn	100	100	100
24	Denise Sprenkle	100	88	100
25	Joe Fountain	87	100	100
26	Beth VanVranken	87	100	100
27	Don Retallick*	100	100	100
GEORGIA				93%
1	Tom Gooch	50	100	100
2	Jeff Colwell	71	75	100
3	Horace Beaty	100	100	100
4	Linda North	100	100	100
5	Mickey Lay	83	50	43
6	Vince Fernandez*	50	37	100
7	Jeremy Haley	100	100	100
8	Bernard Ashley	83	83	91
9	Jimmy Fortson	0	0	100
10	Robin Scott	100	71	100
NORTH CAROLINA				81%
1	Terry Cobb	100	100	100
2	George Groce	80	80	100
3	William Caldwell*	14	42	42
4	Terry Lee Giles	14	14	42
5	David Burnette	94	84	93
6	Joseph Zema	66	64	80
7	Joe Cook	81	81	62
SOUTH CAROLINA				90%
1	Tommy Keef	100	100	100
2	Travis Ellis	100	100	75
3	Glenn Landry*	71	43	75
4	Bill Edmonds	100	100	100
5	Danny McFaddin	80	42	100
6	Chip Brownlee	100	100	100
7	Mike Valenti*	100	100	100
8	Glenn Landry*	0	0	60
TENNESSEE				92%

1	Keith Wish	16	33	57
2	Ray Eidson	100	100	100
3	Al Franklin	57	100	100
4	Wayne Treadway	100	100	77
5	Philip Winters	85	91	100
6	Mike Foy	100	100	92
7	Robert Douglas Jr.	100	100	100
8	Aaron Miller	60	90	100
9	Tommy Shelton	70	90	90
VIRGINIA				100%
1	Bill Hill	100	100	100
2	Dwayne Tuggle	100	100	100
3	Craig Owens	100	100	100
4	Ellen Witherow	100	100	100
5	Gail Turner	100	100	100
6	Jean Albertson	100	100	100
7	Floyd Price	100	100	100
8	Andrew Adler	100	92	100
9	John Donaldson*	100	100	100
10	Bob Sottile	100	100	100
11	Robert Huff	100	100	100
12	Fred Corbett	100	100	100
13	Donald Baker	100	100	100
14	Jimmie Straley	100	100	100
15	John Mitchell Jr.	100	100	100
16	Lamott Smith	100	100	100
WEST VIRGINIA				99%
1	Phil Weber	100	100	100
2	Mike Vickers	100	100	100
3	John Niewierowski	100	100	100
4	Paul Flanagan	100	100	95
5	Donna Haynes	100	100	100
6	Richard Allison	100	100	100
8	Hilda Kilonsky	100	100	100

* Indicates new District Administrator in 2011.

West Stays Strong at 95%

West Region

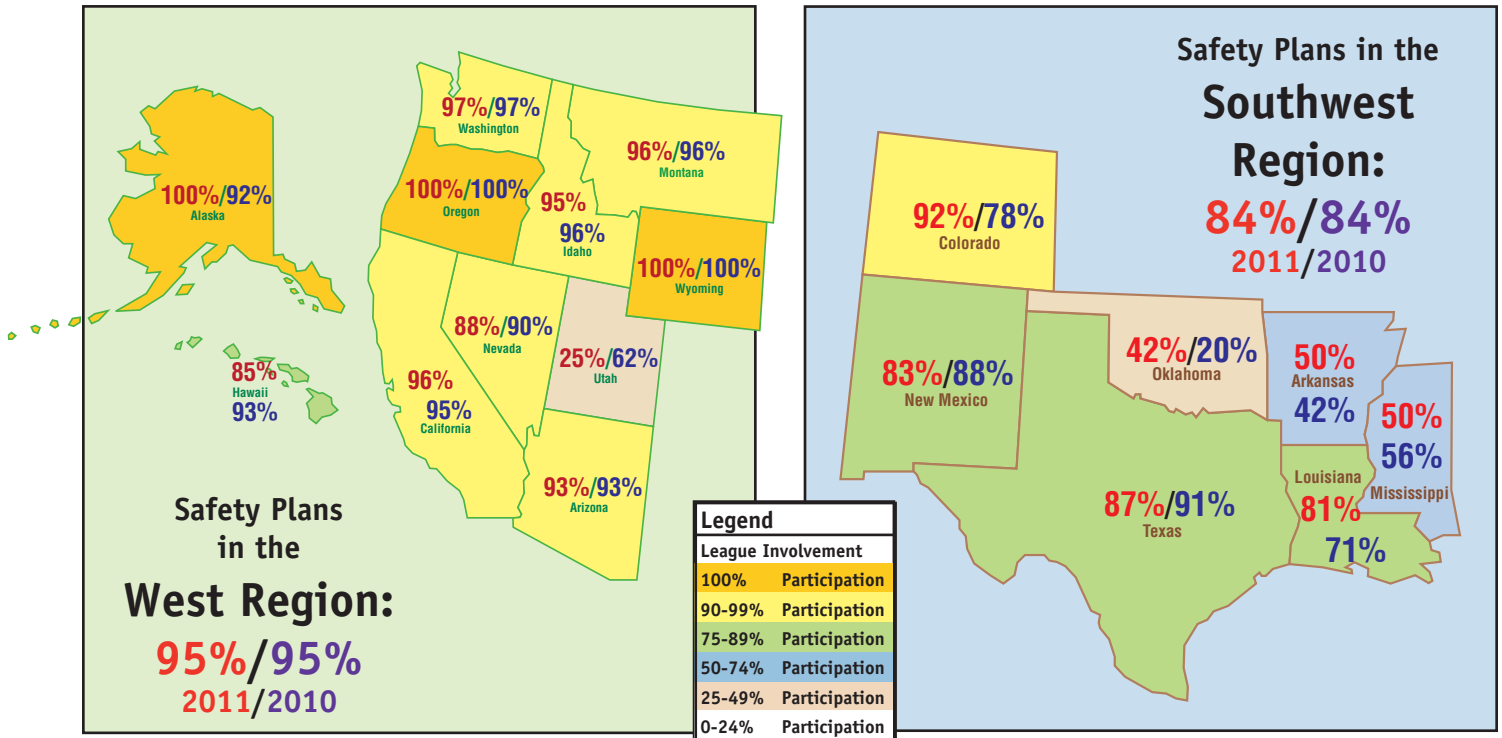
Dis. No.	Administrator Name	2009 %	2010 %	2011 %
ALASKA 100%				
1	David Gemmell	78	88	100
2	Duane Bell	100	100	100
ARIZONA 93%				
1	Kevin Mullaney	88	100	100
2	David Eaton	100	100	100
3	Mark Lane	92	100	100
4	Stephanie Apodaca	66	66	66
5	Ben Zisman*	100	100	93
6	Irwin Altman	100	100	100
7	Mark Yarbrough	90	81	90
8	Brooks Bishop*	80	90	100
9	Terry Cridland	100	81	91
10	Bob Sanders	100	100	100
11	Lee Ann Saiz	0	100	100
12	Earl Causbie	100	100	93
13	Joe Diaz	66	33	50
14	Chester Petrosky	100	100	100
CALIFORNIA 96%				
1	Dan Coyne*	50	33	46
2	Tom McKinney	100	100	100
3	Ned White	100	100	92
4	Ted Boet	93	93	100
5	Norman Fuller	100	100	100
6	Wayne Del Nero	100	100	100
7	Craig Johnson	100	90	100
8	Deanna Martinez	100	100	100
9	Ramon Valenzuela*	71	92	92
10	Bob Berry	100	100	100
11	Richard Gold	100	100	100
12	Jenice Condie	100	100	100
13	Antonio Hernandez	100	100	100
14	Reggie Torres	100	100	100
15	Jeanne Thompson	100	100	90
16	David Ritchie	83	100	100
17	Rick Caldwell	100	100	100
18	Milan Mrakich	100	100	100
19	Steven Juarez	50	100	100
20	Don Brady	77	66	66
21	Gary Mendoza	100	100	100
22	Tony Ojeda	80	77	100
23	Alan Fitzgerald	100	100	100
24	Chris White	100	100	100
25	Marty Hoy	100	100	100

26	Glen Meyer	88	100	88
27	Jimmie Timms	87	100	85
28	Frank Cantino	100	100	100
29	Carolyn Johnson	100	100	100
30	Denny Curran	100	100	100
31	Larry Burch	93	100	93
32	Lisa Lapage	100	100	100
33	Clay Berry	100	100	100
34	Barry Lowry	57	42	57
35	Donald Goodman	100	100	100
36	Dennis Drag	100	100	100
37	Jerry Flory	100	100	100
38	Bob McKittrick	100	100	100
39	Gene Carlisle	100	100	100
40	Domenic Iadevaia	100	100	100
41	Kim Mowrey	100	100	100
42	Ernie Lucero	88	100	100
43	Chris Blake	91	91	92
44	Felix Balga	100	100	100
45	Jeannette Frederick*	100	100	100
46	Dennis Peck	100	100	100
47	Bruce Barnett	100	100	100
48	Pat Keena	30	10	90
49	Greg Hobbs	100	100	100
51	Jeff Ahrens	100	100	94
52	Douglas Rebert	100	100	100
53	Jim Spering	100	100	100
54	Bob Fogle	100	100	100
55	Tamara Lindner	100	100	100
56	Richard Michal	75	84	100
57	David Wetmore	100	100	100
58	Paul Toomey*	67	80	66
59	Richard Schoonover	100	100	100
61	Darrel Harlan	80	87	87
62	Mark Groh	100	100	100
63	Francine Mackey	100	80	90
64	Michael Pappa	100	100	100
65	Paula Lyon	88	71	83
66	Rolland Slade	100	100	100
67	Bill Faulkner	60	70	90
68	Ezio Petrella	100	100	100
70	Jeff Vanderveen	100	100	100
71	Doug Morris	100	100	100
72	Greg Holm	100	100	100

HAWAII 85%				
1	Robert Kawamoto	50	80	80
3	Naomi Campbell	66	92	75
6	Mary Ciacci	100	100	100
7	Mervyn Yoshimoto	100	100	100
IDAHO 95%				
1	Will Neal	100	100	100
2	Denise McCarrel	100	90	90
MONTANA 96%				
1	Rick Devore	100	92	93
2	Keith Miller	100	100	100
NEVADA 88%				
1	Timothy Terry	100	100	100
2	Robert Fleming	100	100	100
3	Sam Sandoval	57	60	57
4	Michael Aker	91	100	100
OREGON 100%				
1	Robert Hudlow	100	100	100
2	Georgia Herr	100	100	100
3	David Hicks	100	100	100
4	Gary Rowell	100	100	100
5	Phyllis Kosanke	100	100	100
6	Kim Nelson	100	100	100
7	Debbie Bedell	100	100	100
8	Gary Gentry	100	100	100
9	Raleen Hockenberry	100	100	100
UTAH 28%				
1	Martin Anderson	62	25	28
WASHINGTON 97%				
1	Tony Monfletto	100	100	100
2	Patrick Ryan	100	100	100
3	Steve Grandorff	100	100	100
4	Mike Ray	100	100	90
5	Archie Taylor	100	100	100
6	Thomas Dent	90	90	100
7	Will Stedman*	100	100	100
8	Gilbert Nilson	100	100	100
9	Bob Toigo	100	100	100
10	Charlie Frampton	100	100	100
11	Kenneth Tyler	100	100	100
12	Kim Betzold	90	60	80
13	George Kinney	100	100	87
WYOMING 100%				
1	William Sedlacek	100	100	100
2	Verdon Hoopes	0	0	100

* Indicates new District Administrator in 2011.

So'west Remains Steady at 84%



Southwest Region

Dis. No.	Administrator Name	2009 %	2010 %	2011 %
ARKANSAS 50%				
1	Jim McSwain	25	55	50
3	Travis Young	100	100	100
4	Toby McGuire*	0	8	25
COLORADO 92%				
1	Dana Palmer	66	80	100
2	David Penney	46	58	75
3	Kat Kelly*	62	83	100
5	Mike Sedillos	100	100	100
LOUISIANA 81%				
1	Val Domingue	100	100	100
2	Dennis Stephens	100	66	60
3	Michael Marler	25	75	100
4	Hugh Lemoine Jr.	85	100	100
5	Brent Shuff	62	80	60
6	Dick Allen	50	75	50
MISSISSIPPI 50%				
1	Clif Marshall	20	0	50
2	Linda Cospelich	80	100	67
NEW MEXICO 83%				
1	Francisco Guerra	100	100	87
2	Troy Grant	100	100	100
3	Norman Kia	75	100	100

4	Paul Martinez	37	50	38
5	Camilla Serrano	88	100	100
6	Bill Bunten*	50	50	60
7	Horace Martinez Jr.	100	100	100
8	Gaeton Falance	88	100	100
9	Leroy Romero*	85	100	100
OKLAHOMA 42%				
1	Robert Wheeler*	40	20	42
TEXAS 87%				
WEST TEXAS 72%				
1	Tracy Poole	100	69	72
2	Rusty Weir	80	44	56
3	Larry Brown	28	85	90
4	A J Turner	73	53	53
5	Tim Crowe	92	77	85
6	Cody Hughes	87	42	71
7	Charles Buckner	100	85	86
8	Michael Lucky	100	94	100
9	Gary McCully	54	91	61
19	Richard Buckelew	100	100	100
21	Barbara Lestourgeon	100	100	80
22	Cindy Mooney	100	100	100
23	Rick Reyes	100	100	100
24	David Menchaca*	83	92	92

26	Duane Durst	100	100	100
34	Sabas Zapata III	80	77	67
35	Gerald McCrary	100	100	100
36	Frank Montes	0	0	0
37	Dexter Nichols*	0	0	0
38	Stan McKinney	25	15	27
EAST TEXAS 96%				
10	Michael Farrel	100	100	100
11	Ricky Duncum	100	100	100
12	Charles Boykin	100	100	100
13	Jerrell Weir	100	100	100
14	Charlie Sweetin	88	94	100
15	Myrna Flores*	100	100	100
16	Charlie Fox	100	100	100
17	Tom Edge	100	100	100
18	Gary Pate	100	100	100
25	Ken Moran	100	87	100
27	Jeff Vedrenne*	100	93	75
28	R B Hunt	100	100	100
29	Olan McBroom	100	94	70
30	Glynn Tucker	100	100	86
31	Joe Patterson	100	94	100
32	Jerry Mcinnis	100	100	100
33	Hardy Nevill	100	100	100

* Indicates new District Administrator in 2011.

SUGGESTIONS FROM THE HOT LINE:

Check out these helpful ideas from other leagues.

We have a safety card with emergency procedures and phone numbers on the front and current board members in the back.

Hobart LL, Indiana

A member of each team will be certified in CPR.

Vacaville LL, California

Players who are ejected, ill or injured should remain under supervision until released to the parent or guardian.

Chambersburg LL, Pennsylvania

We added an air horn to each equipment box to be used as a signal for the need of assistance in a medical emergency or suspension of play due to weather.

Leo Boys League, Indiana

There must be at least two coaches at each game and practice.

West Bend LL, Wisconsin

Two-way radios were purchased for league officials to communicate efficiently with each other.

Several Leagues

Turn in any equipment found after the game and receive \$.05 worth of candy. We have a large selection of \$.01-\$.05 candies to choose from.

Painesville National/American LL, Ohio

Try going to your county probation department. We get guys that have community service to do, and we bring them in to work on our facility.

Perrin Beitel LL, Texas

We replaced the solid backs of our dugouts with chain link fencing. This allows police to see into the dugouts from the road, and has cut down on vandalism.

Saginaw Township South LL, Michigan

The concession stand has a new First-Aid Station that is complete with a new emergency AED defibrillator for added player safety.

Crystal Lake LL, Illinois

**Have a tip to share?
Call the ASAP Hotline
at 800-811-7443 today!**



539 US Route 15 Hwy
P0 Box 3485
Williamsport, PA 17701-0485
ASAP News
ASAP News is a service of
Little League Baseball®
and Softball
facilitated and published by
Musco Lighting
© Sept./Oct./Nov. 2011,
Little League®
and Musco Lighting
**24 Hour Hotline:
800/811-7443**
Fax: 641/672-1996
E-mail: asap@musco.com
All materials in the ASAP
News may be reprinted by
chartered Little Leagues
without prior permission.



PRESORTED
FIRST-CLASS MAIL
U.S. POSTAGE PAID
DES MOINES, IA
PERMIT NO. 4053