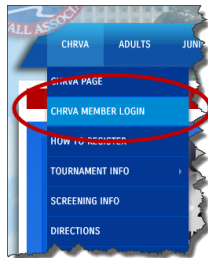


# 2018 – 2019 CHRVA Referee Certification Process

## Regional Referee Re-Certification Requirements



1. To maintain your referee certification, you **MUST** also become or maintain your Scorer certification.
2. You **MUST** be a current member of the [Chesapeake Region Volleyball Association \(CHRVA\)](http://www.chrva.org)
  - a) Go to the CHRVA website ([www.chrva.org](http://www.chrva.org))  
**NOTE:** Some versions of Internet Explorer are not compatible with the website. Try Firefox or Safari
  - b) select ‘CHRVA MEMBER LOGIN’ to log in



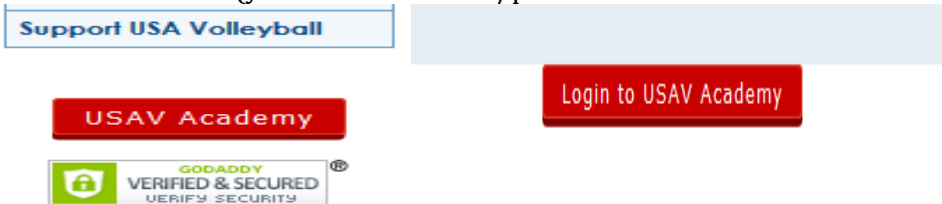
- i. If you are new to the region then select “Request A Login” 1
- ii. If you were a CHRVA member last season, select “Renew Membership” 2
- iii. If you have already registered, you may log-in 3



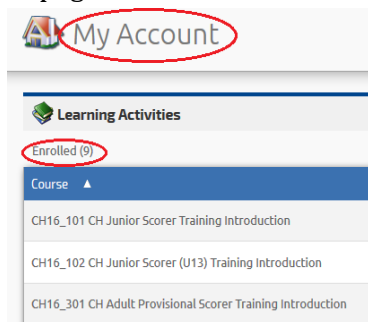
3. If you were already certified as a Regional Referee from the prior season (certification shown as “Current” with an expiration date of October 31) then you will automatically be registered for the training and fee.
4. Click on the link in the email received to register to pay the fee. The email will be from [usav\\_admin@ai-group.com](mailto:usav_admin@ai-group.com) (check your junk folder if not initially found). The link will redirect you to WebPoint. Click register and complete the steps to pay the fee.

**NOTE:** This registration includes a section to pay the Referee/Scorer evaluation fee. This fee covers both the Scorer and Referee certifications. You only need to pay it **ONCE**. Also this registration includes the required Scorer training. So you **DO NOT** have to register as a scorer or for the training separately.


5. All clinics are now accessed via Webpoint. To log-in to USA Volleyball Academy from WebPoint, click on either the “USAV Academy” button on the left or the “Login to USAV Academy” button in the middle, both on the Member Home screen (your WebPoint user/password will be used automatically):



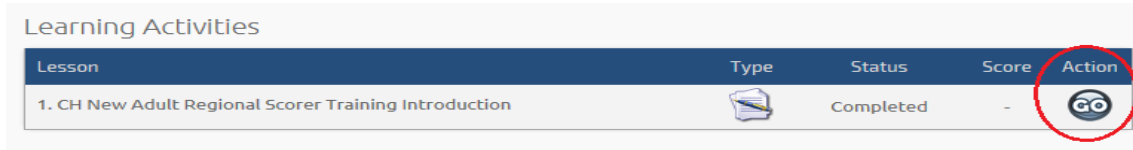
- a) Once logged in you will ONLY see the training you have registered for under “Enrolled” on the “My Account” page :



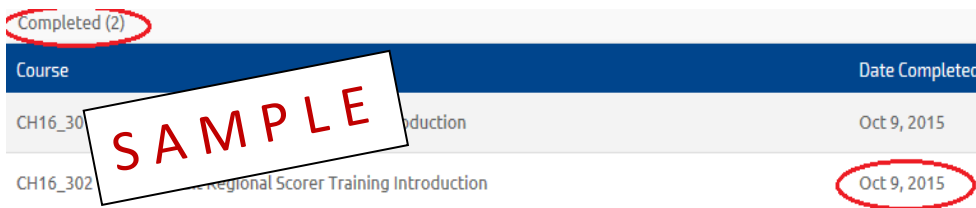
- b) Click on the green “Go” sign to reveal the description and learning activities for “CH19\_403 CHRVA Recertifying Adult Regional Referee and Regional Scorer Training” :



- c) To launch the course click on the “Go” icon in the Action column:



- d) When you have completed the course it will be moved to the “Completed” section of the My Account page showing the “Date Completed” :



6. When you have completed ALL of the requirements, to include the scorer requirements and we have processed your certification you WILL receive an e-mail notifying you that your WebPoint profile has been updated and provide you instruction for printing your membership card.

Any questions about your certification status please send an email to [referee.certification@chrva.org](mailto:referee.certification@chrva.org).