

*Andover Huskies  
Youth Hockey Association*



---

*Annual Summary 2013-2014*



# Outline

---

- Enrollment
- Competitive Results
- Financial Summary
- Volunteer Hours
- Charitable Gaming / Donations
- Ice Utilization / Fees
- Board Compensation
- Improvement Initiatives




# Enrollment Summary

|          | 2010-2011 | 2011-2012 | 2012-2013 | 2013-2014 |
|----------|-----------|-----------|-----------|-----------|
| U8 Girls | 22        | 21        | 24        | 12        |
| U10      | 25        | 27        | 24        | 25        |
| U12      | 24        | 20        | 29        | 30        |
| U14      | 13        | 15        | 15        | 0         |
| Mites    | 151       | 146       | 147       | 157       |
| Squirt   | 55        | 72        | 75        | 83        |
| Peewee   | 53        | 52        | 63        | 78        |
| Bantam   | 45        | 50        | 45        | 48        |
|          |           |           |           |           |
| Total    | 388       | 403       | 422       | 433       |

## Jr. Huskies Winter Season:

 16 girls

 58 boys

 74 total



# Competitive Results

## ● District 10 League Champions

- Bantam B1
- Pee wee B2
- Pee wee C
- U12B
- U10A

| Level       | Sum of Wins | Sum of Losses | Sum of Total League Games | Sum of Winning % |
|-------------|-------------|---------------|---------------------------|------------------|
| Bantam      | 35          | 23            | 62                        | 56%              |
| Girls       | 70          | 8             | 83                        | 84%              |
| Pee Wee     | 68          | 17            | 92                        | 74%              |
| Squirt      | 76          | 29            | 114                       | 67%              |
| Grand Total | 249         | 77            | 351                       | 71%              |

- All 19 Eligible teams qualified for D10 playoffs

## ● District 10 Tournament Champions

- U10 A
- Squirt A
- Squirt B1 Gold
- Pee wee C

## ● District 10 Tournament Runners-up

- Pee wee B2
- U10B
- Squirt B1 Black
- U12A
- U12B
- Bantam B1

## ● Regionals

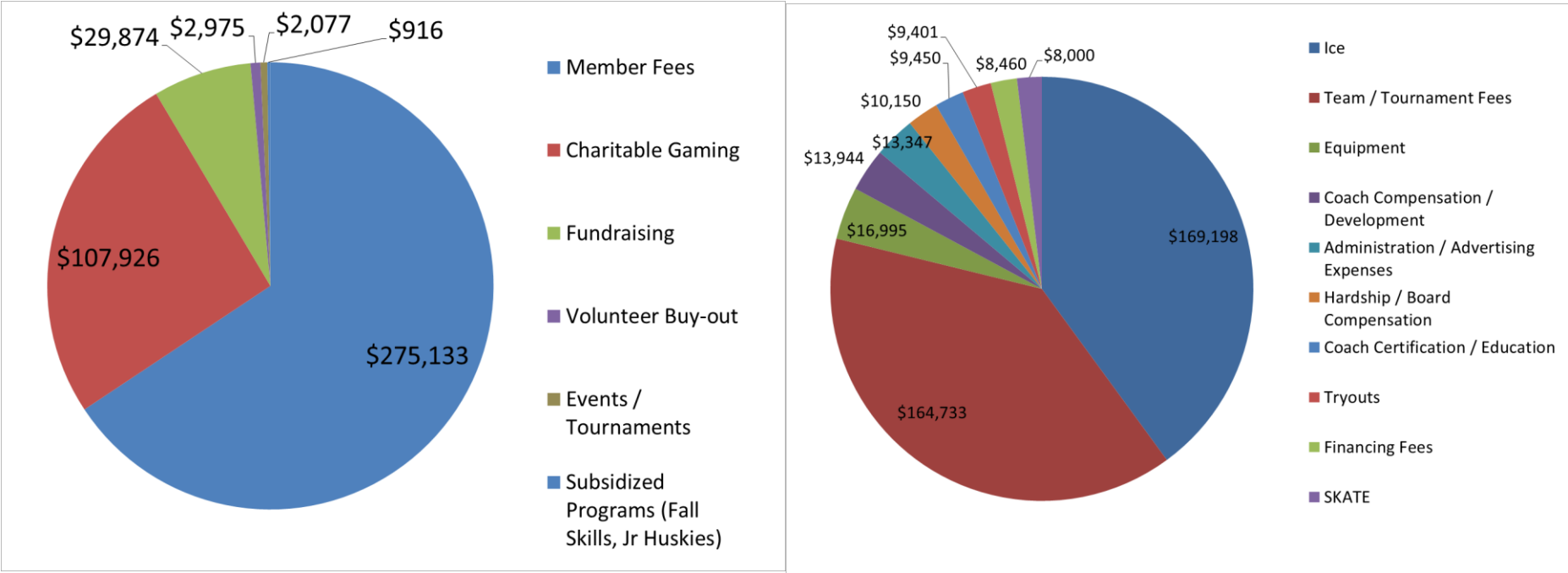
- Bantam B1
- Pee wee AA
- Squirt A, B1 Gold, B1 Black
- U12B, U10B, U10A

## ● State Tournament

- U12A Consolation Champs



# Financial Summary





# Volunteer Hours

---

- There have been limited opportunities due to the cancelation of tournaments and poor weather for outdoor rinks – creating a surplus of hours.
- We have opportunities and a plan to convert hours into value for AHYHA.
- There are dibs posted now.
- There will be additional opportunities for those who want to fulfill their hours:
  - Moving Storage items
  - Summer fundraiser committee. Full participation will satisfy the full 12 hour requirement.
- Families can carry their hours forward to next year in exchange for a registration deposit by April 15.



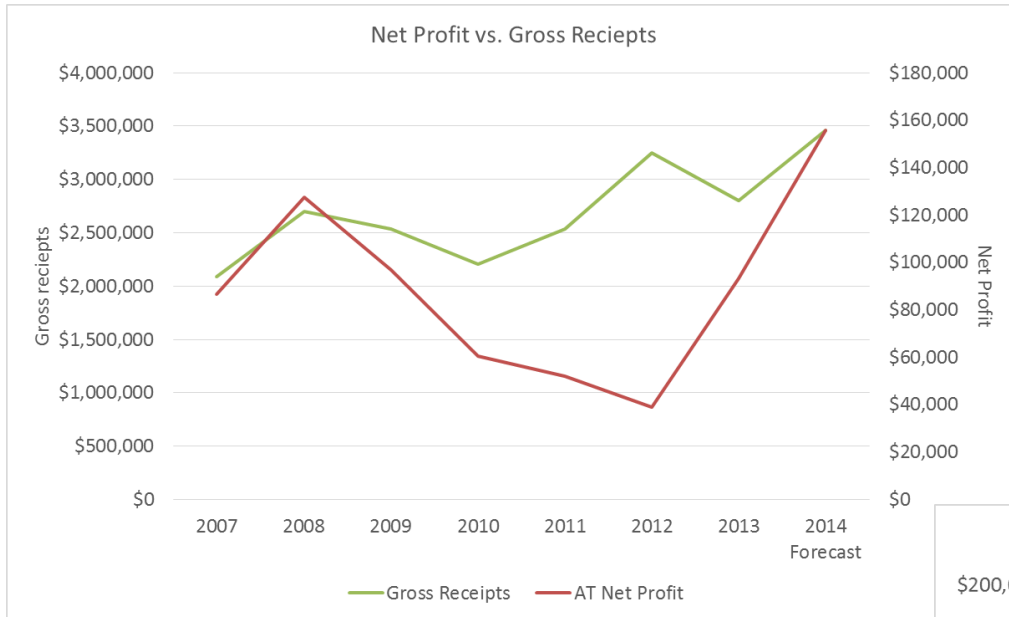
# Charitable Gaming

- \$72,000 Contribution to AHYHA
  - ~\$16,000 from Calendar Raffle
  - Estimated \$55,000 to be donated in April
- \$8,000 Contribution to boys and girls HS Hockey

| Date Requested | Date Paid | Requesting Organization                          | Amount Requested | Amount Paid / Status |
|----------------|-----------|--|------------------|----------------------|
|                | 6/1/2013  | AHYHA  |                  | \$ 15,000            |
|                | 7/1/2013  | Andover HS Boys Hockey                           |                  | \$ 2,400             |
|                | 7/1/2013  | AHS Girls Hockey Booster                         |                  | \$ 1,600             |
| 7/12/2013      |           | Benton County Snowmobile Club                    |                  | Denied               |
|                | 1/1/2014  | Andover HS Boys Hockey                           |                  | \$ 2,400             |
|                | 1/1/2014  | AHS Girls Hockey Booster                         |                  | \$ 1,600             |
|                | 1/1/2014  | AHYHA  |                  | \$ 57,000            |
|                | 1/1/2014  | AHS Sr All Night Party                           |                  | \$ 500               |
|                | 1/1/2014  | Andover Senior Scholarships                      |                  | \$ 3,500             |
|                | 4/25/2014 | AHYHA (100% RE + \$10,000 ~ \$46,000 - \$65,000) |                  | \$ 55,000            |
|                |           |  |                  |                      |
|                |           | Total  | \$ -             | \$ 139,000           |
|                |           |  |                  |                      |

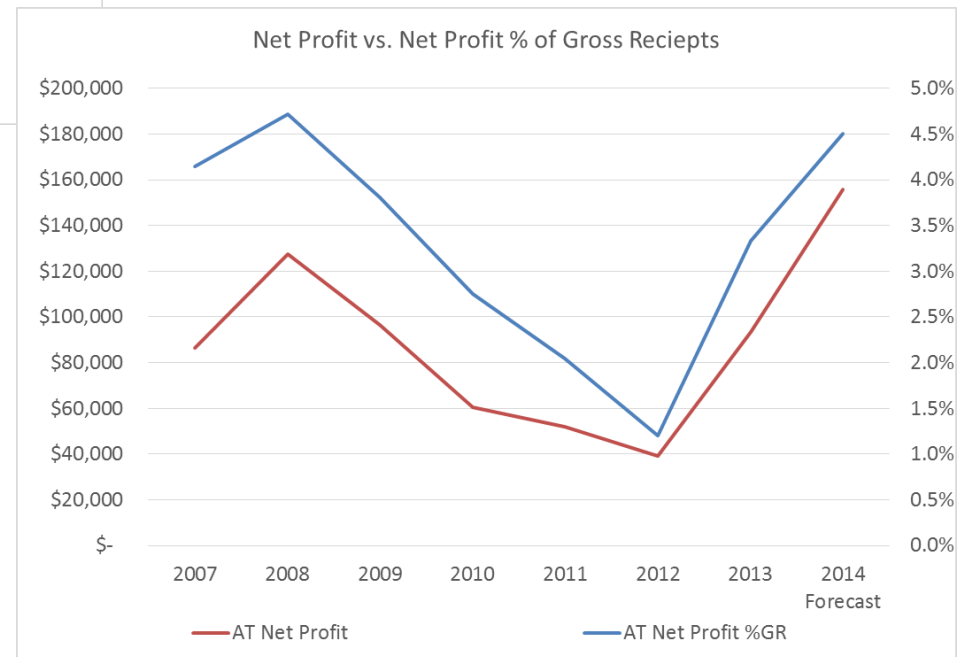


# Charitable Gaming



Top line performance improved through growth of quality sites.

Bottom line performance improved through strategic management and 2012 tax law benefit.







# Ice Utilization

| Team               | Full Ice Practice | Half Ice Practice | Andover | Super Rink | Total Practice Hours | Billable Practice Hours | Total Home Games | Games-Andover Arena | Games-Super Rink | Billable Game Hours | Total Billable Hours | Target Billable Hours | Overage / (Shortage) |
|--------------------|-------------------|-------------------|---------|------------|----------------------|-------------------------|------------------|---------------------|------------------|---------------------|----------------------|-----------------------|----------------------|
| Bantam A           | 55                | 15                | 50      | 20         | 70                   | 62.5                    | 10               | 4                   | 6                | 15                  | 77.5                 | 80                    | -2.5                 |
| Bantam B1          | 44                | 21                | 43      | 22         | 65                   | 54.5                    | 12               | 7                   | 5                | 18                  | 72.5                 | 80                    | -7.5                 |
| Bantam B2          | 38                | 25                | 28      | 35         | 63                   | 50.5                    | 9                | 3                   | 6                | 13.5                | 64                   | 80                    | -16.0                |
| Pee wee AA         | 39                | 24                | 28      | 35         | 63                   | 51                      | 10               | 6                   | 4                | 10                  | 61                   | 56                    | 5.0                  |
| U12 A              | 23                | 33                | 27      | 29         | 56                   | 39.5                    | 10               | 7                   | 3                | 10                  | 49.5                 | 55                    | -5.5                 |
| U12 B              | 14                | 31                | 22      | 23         | 45                   | 29.5                    | 11               | 4                   | 7                | 11                  | 40.5                 | 55                    | -14.5                |
| Pee wee A          | 20                | 33                | 22      | 31         | 53                   | 36.5                    | 10               | 5                   | 5                | 10                  | 46.5                 | 53                    | -6.5                 |
| Pee wee B1         | 17                | 35                | 22      | 30         | 52                   | 34.5                    | 10               | 3                   | 7                | 10                  | 44.5                 | 53                    | -8.5                 |
| Pee wee B2         | 20                | 31                | 39      | 12         | 51                   | 35.5                    | 8                | 1                   | 7                | 8                   | 43.5                 | 53                    | -9.5                 |
| Squirt A           | 24                | 22                | 23      | 23         | 46                   | 35                      | 11               | 6                   | 5                | 11                  | 46                   | 45                    | 1.0                  |
| Squirt B1 Black    | 14                | 32                | 18      | 28         | 46                   | 30                      | 9                | 8                   | 1                | 9                   | 39                   | 45                    | -6.0                 |
| Squirt B1 Gold     | 10                | 33                | 21      | 22         | 43                   | 26.5                    | 11               | 9                   | 2                | 11                  | 37.5                 | 45                    | -7.5                 |
| Squirt B2 Black    | 15                | 24                | 19      | 20         | 39                   | 27                      | 8                | 2                   | 6                | 8                   | 35                   | 45                    | -10.0                |
| Squirt B2 Gold     | 11                | 30                | 14      | 27         | 41                   | 26                      | 8                | 4                   | 4                | 8                   | 34                   | 45                    | -11.0                |
| Pee wee C          | 12                | 33                | 17      | 28         | 45                   | 28.5                    | 8                | 4                   | 4                | 8                   | 36.5                 | 40                    | -3.5                 |
| Squirt C           | 6                 | 28                | 13      | 21         | 34                   | 20                      | 11               | 6                   | 5                | 11                  | 31                   | 40                    | -9.0                 |
| U10 A              | 16                | 40                | 36      | 20         | 56                   | 36                      | 9                | 3                   | 6                | 9                   | 45                   | 38                    | 7.5                  |
| U10 B              | 9                 | 36                | 29      | 16         | 45                   | 27                      | 12               | 7                   | 5                | 12                  | 39                   | 38                    | 1.5                  |
| Mite A             | 13                | 9                 | 15      | 7          | 22                   | 17.5                    | 6                |                     |                  | 6                   | 23.5                 | 29                    | -5.0                 |
| Mite B Bruins      | 9                 | 13                | 19      | 3          | 22                   | 15.5                    | 4                |                     |                  | 4                   | 19.5                 | 20                    | -0.5                 |
| Mite B Bulldogs    | 8                 | 13                | 12      | 9          | 21                   | 14.5                    | 6                |                     |                  | 6                   | 20.5                 | 20                    | 0.5                  |
| Mite B Penguins    | 8                 | 15                | 12      | 11         | 23                   | 15.5                    | 4                |                     |                  | 4                   | 19.5                 | 20                    | -0.5                 |
| U8                 | 10                | 13                | 13      | 10         | 23                   | 16.5                    | 3                |                     |                  | 3                   | 19.5                 | 20                    | -0.5                 |
| Mite C Blackhawks  | 1                 | 16                | 13      | 4          | 17                   | 9                       | 2                |                     |                  | 2                   | 11                   | 14                    | -2.5                 |
| Mite C Capitals    | 0                 | 15                | 11      | 4          | 15                   | 7.5                     | 1                |                     |                  | 1                   | 8.5                  | 14                    | -5.0                 |
| Mite C Flyers      | 0                 | 17                | 12      | 5          | 17                   | 8.5                     | 1                |                     |                  | 1                   | 9.5                  | 14                    | -4.0                 |
| Mite C Maple Leafs | 1                 | 12                | 9       | 4          | 13                   | 7                       | 2                |                     |                  | 2                   | 9                    | 14                    | -4.5                 |
| Mite D Jets        | 0                 | 16                | 11      | 5          | 16                   | 8                       | 0.5              |                     |                  | 0.5                 | 8.5                  | 9                     | 0.0                  |
| Mite D Kings       | 0                 | 11                | 9       | 2          | 11                   | 5.5                     | 0.5              |                     |                  | 0.5                 | 6                    | 9                     | -2.5                 |
| Mite D North Stars | 0                 | 14                | 12      | 2          | 14                   | 7                       | 0.5              |                     |                  | 0.5                 | 7.5                  | 9                     | -1.0                 |
| Mite D Sharks      | 0                 | 15                | 13      | 2          | 15                   | 7.5                     | 0.5              |                     |                  | 0.5                 | 8                    | 9                     | -0.5                 |
| Team Totals        | 437               | 705               | 632     | 510        | 1142                 | 789.5                   | 208              | 89                  | 88               | 223.5               | 1013                 | 1142                  | -128.5               |
| Total Unassigned   | 168               | 0                 | 38      | 130        | 168                  | 168                     | -29              |                     |                  | -29                 | 139                  |                       |                      |
| Total Hours        | 605               | 705               | 670     | 640        | 1310                 | 957.5                   | 179              | 89                  | 88               | 194.5               | 1152                 |                       |                      |



# Member Fees / Credits

- Many players will receive final billing credits.
  - Actual Ice Usage Adjustment.
  - Actual team expense adj.
  - Fundraising Credit.

|              | Credits / (Additional Fees) |            |
|--------------|-----------------------------|------------|
|              | Per Team/Program            | Per Player |
| U8           | \$1,690                     | \$141      |
| B Mites x 3  | \$2,144                     | \$153      |
| A Mites      | \$2,100                     | \$150      |
| U10A         | \$52                        | \$0        |
| U10B         | -\$757                      | \$0        |
| Squirt A     | \$1,250                     | \$89       |
| Sq B1 Black  | \$2,205                     | \$158      |
| Sq B1 Gold   | \$3,584                     | \$256      |
| Sq B2 Black  | \$3,935                     | \$281      |
| Sq B2 Gold   | \$2,890                     | \$222      |
| PWAA         | \$156                       | \$0        |
| PWA          | \$2,244                     | \$150      |
| PWB1         | \$3,682                     | \$217      |
| PWB2         | \$4,300                     | \$269      |
| U12A         | -\$917                      | \$0        |
| U12B         | \$4,070                     | \$239      |
| Ban A        | \$537                       | \$0        |
| Ban B1       | \$2,340                     | \$138      |
| Ban B2       | \$1,425                     | \$95       |
| Squirt C     | \$872                       | \$0        |
| PW C         | \$1,227                     | \$77       |
| <b>Total</b> | <b>\$45,459</b>             |            |



# Board Compensation

- 2014-2015 Compensation PDF Posted to AHYHA.com



2014\_Compensation\_Doc.pdf

- 2013-2014 Compensation:

|                              | Approved Amount     | Amended Amount |
|------------------------------|---------------------|----------------|
| President                    | \$0*                | \$2,000        |
| President Gambling Incentive | 7.5% NP = \$10,261* | \$3,000        |
| Vice President               | \$750               |                |
| Ice Director                 | \$1,000             |                |
| Treasurer                    | \$1,000             |                |
| Registration Director        | \$1,000             |                |

\*Declined. Amended to retroactive pay based on 2014-2015 structure.



# Improvement Initiatives

---

## 2013-2014

- Fundraising
  - Mandatory Fundraiser Program
  - Sponsorships
  - Charitable Gaming
- Ice Supply
- Player Development
- Coach Development
- C Squirt and Pee wee programs

## 2014-2015

- Ice Scheduling
- Ice Supply
- External Fundraising
  - Sponsorships
  - Grants
  - Charitable Gaming
- Coach Development

# *Andover Huskies Youth Hockey Association*

