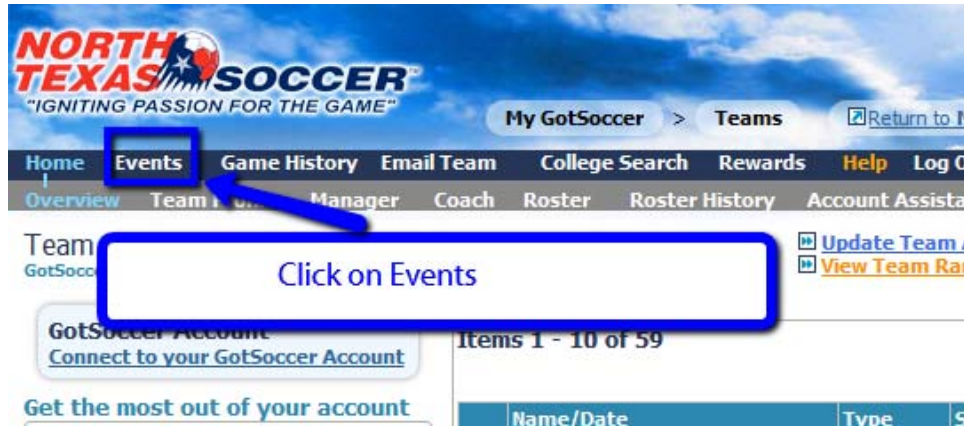


How to Apply for Permission to Travel

1. Apply (30) days before Event (tournament)
2. There is a \$25.00 Fee per application
3. Late Charge of \$5.00 a day.

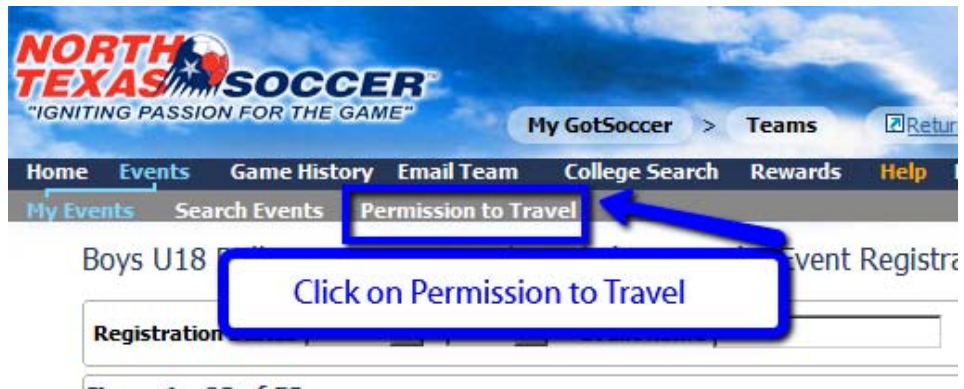
1. Login to GotSoccer team account.
2. Click on "Events."

Fig 1



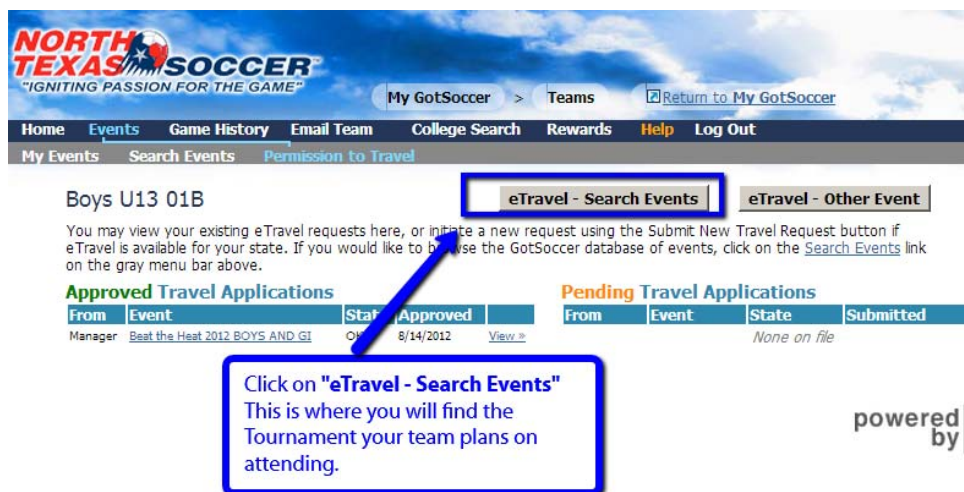
3. Click on "Permission to Travel"

Fig 2



4. Click on "eTravel" – "Search Events"

Fig 3



5. Enter tournament information

6. Click on "Go"

Fig 4

The screenshot shows the North Texas Soccer website with the header "NORTH TEXAS SOCCER" and the tagline "IGNITING PASSION FOR THE GAME". The navigation bar includes links for Home, Events, Game History, Email Team, College Search, Help, and Log Out. Below the navigation bar, there are links for My Events, Search Events, and Permission to Travel. The main content area is titled "Upcoming Events" and features a "Find Events" section with search criteria: Date Range (January 2014 to February 2014), State (TX), Page Size (25 Results), Event Type (Tournament), and Event Name. A "GO" button is located at the bottom right of the search criteria.

Click the GO button to list tournaments.

Enter information

powered by

7. Locate the tournament

8. Click on "Request" in the "eTravel" column.

Fig 5

The screenshot shows the North Texas Soccer website with the header "NORTH TEXAS SOCCER" and the tagline "IGNITING PASSION FOR THE GAME". The navigation bar includes links for Home, Events, Game History, Email Team, College Search, Help, and Log Out. Below the navigation bar, there are links for My Events, Search Events, and Permission to Travel. The main content area is titled "Upcoming Events" and features a "Find Events" section with search criteria: Date Range (January 2014 to March 2014), State (TX), Page Size (25 Results), Event Type (Tournament), and Event Name. A "GO" button is located at the bottom right of the search criteria. Below the search criteria, there is a table titled "Items 1 - 17 of 17" listing various tournaments. The table has columns for Name, Start, End, Type, City, State, Zip, Schedule, Application, eTravel, and More Info. The "Copa Rio Soccer Tournament" is highlighted with a blue box, and the "Request" link in the "eTravel" column is also highlighted with a blue box. A blue arrow points from the text "Locate the Tournament Click on the 'eTravel Request'." to the "Request" link.

Name	Start	End	Type	City	State	Zip	Schedule	Application	eTravel	More Info
2014 TAAF Winter Games of Texas - Soccer	1/17/2014	1/19/2014	Tournament	Frisco	TX	75033	View	Apply Now	Request	More Info
Texas Winter Classic 2014	1/17/2014	1/19/2014	Tournament	McKinney	TX	75069	View	Apply Now	Request	More Info
Michael Brown Winter Classic XIII	1/23/2014	1/26/2014	Tournament	Frisco	TX	75034	View	Apply Now	Request	More Info
Winter Cup 2014	1/24/2014	1/26/2014	Tournament	The Colony	TX	75056	View	Apply Now	Request	More Info
Copa Rio Soccer Tournament	1/24/2014	1/26/2014	Tournament	Frisco	TX	75033	View	Apply Now	Request	More Info
Legacy Freedom Cup 2014 Boys Tournament	1/24/2014	1/26/2014	Tournament	McKinney	TX	75069	View	Apply Now	Request	More Info
1st Annual 4v4 Winter	1/25/2014	1/26/2014	Tournament	McKinney	TX	75069	View	Apply Now	Request	More Info

9. Apply for "Permission to Travel"

Fig 6

The screenshot shows the North Texas Soccer website with the header "NORTH TEXAS SOCCER" and the tagline "IGNITING PASSION FOR THE GAME". The navigation bar includes links for Home, Events, Game History, Email Team, College Search, Help, and Log Out. Below the navigation bar, there are links for My Events, Search Events, and Permission to Travel. The main content area is titled "Boys U16 [redacted]sc98 - Request Permission to Travel". Below the title, there is a section for "HESC Reliant Power Cup 2014" with details: 1/31/2014 - 2/2/2014, Location: Houston, TX 77035, Days until event: 66. There is a "Permission to Host - Documentation" section with a "None on file" status and an "Add Document" button. Below this, there is a table titled "Available eTravel Forms" with columns for Organization, Days from Event, Fee, and a "Request" button. The "Request" button is highlighted with a blue box, and a blue arrow points from the text "Follow instructions on this page Click on 'Request'" to the "Request" button.

Organization	Days from Event	Fee	Request
North Texas State Soccer Association	N/A days	\$25.00	Competitive Team Travel Request Request

Follow instructions on this page
Click on "Request"

po

10. If you did not find the tournament you were looking for in
 “eTravel – Search Events” Click on “eTravel – Other Events”

Fig 7

Click on "eTravel - Other Event"
 This is where you will go if you did not find your Tournament in the "eTravel - Search Events"

11. Enter the name, date (s) and state of the tournament you are traveling to.

Fig 8

Complete information in the "Event Information" box

12. Follow instructions on page .

Fig 9

"My Event is Not Listed"
 Follow instructions on page

13. If tournament did not appear in search, Click on “Request”

Fig 10

If Tournament does not appear
 Click on "Complete Team Travel Request"