

Andover Huskies
Youth Hockey Association



Annual Summary 2014-2015



Outline

- Enrollment
- Competitive Results
- Financial Summary
- Volunteer Hours
- Charitable Gaming / Donations
- Ice Utilization / Fees
- Board Compensation
- Improvement Initiatives
- U14 Coop Program
- Membership Poll
- By-Law Revision Proposal



Enrollment Summary

	2010-2011	2011-2012	2012-2013	2013-2014	2014-2015
U8 Girls	22	21	24	12	27
U10	25	27	24	25	26
U12	24	20	29	30	29
U14	13	15	15	0	0
Mites	151	146	147	157	161
Squirt	55	72	75	83	70
Peewee	53	52	63	78	88
Bantam	45	50	45	48	49
Total	388	403	422	433	450



Competitive Results

District League Champions:

U10A
U12A
U12B
Squirt A
Squirt B1 Black

District Tournament Champions:

U12A
U12B
U10A
Squirt A

District Tournament Runner-ups:

Peewee AA: 2-3 loss in double OT. (Regional Seed)
Squirt B1 Black: 2-4 Loss (Tournament of Champions Invitation)

District Tournament Consolation Champions:

Bantam AA (Regional Seed)
Peewee B1 (Regional Seed)
Peewee A (Regional Seed)
U10B

Tournament of Champions

Squirt B1 Black – Runners Up
Squirt A – Champions

Regional Tournament

U12A: 3rd Place

State Tournament

U12A: 6th Place

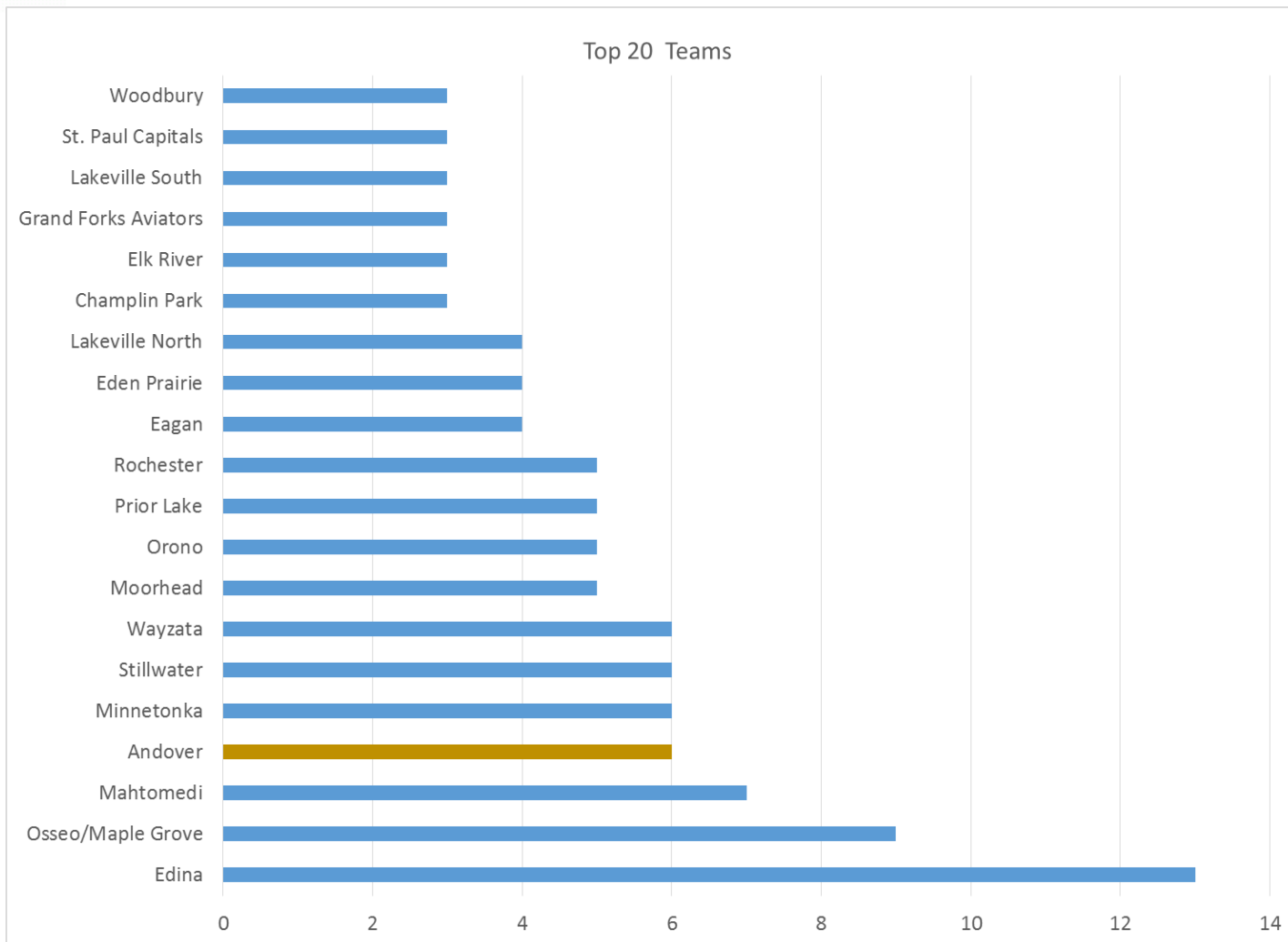


Competition Statistics

Bantam	D10 W	D10 L	D10 T	D10 W%	Total W	Total L	Total T	Total W%
Bantam AA	6	9	1	41%	18	22	4	45%
Bantam B1	17	2	0	95%				
Bantam B2	15	4	1	85%				
Total	38	15	2	83%	18	22	4	45%
Peewee	D10 W	D10 L	D10 T	D10 W%	Total W	Total L	Total T	Total W%
PW AA	12	5	3	68%	23	16	9	57%
PW A	12	7	5	60%	24	18	7	56%
PW B1	13	4	5	70%	26	14	6	63%
PW B2 Black	14	5	3	70%	37	2	1	94%
PW B2 Gold	15	5	2	73%				
PW C	8	5	3	59%				
Total	74	31	21	67%	110	50	23	66%
Squirt	D10 W	D10 L	D10 T	D10 W%	Total W	Total L	Total T	Total W%
Squirt A	19	1	0	95%	37	2	1	94%
Squirt B1 Gold	15	3	1	82%	23	8	2	73%
Squirt B1 Black	17	2	0	89%	17	6	1	73%
Squirt B2	16	4	2	77%				
Squirt C	7	12	1	38%				
Total	74	22	4	76%	77	16	4	81%
U12	D10 W	D10 L	D10 T	D10 W%	Total W	Total L	Total T	Total W%
U12 A	17	1	0	94%	42	7	3	84%
U12 B	20	1	1	93%				
Total	37	2	1	94%	42	7	3	84%
U10	D10 W	D10 L	D10 T	D10 W%	Total W	Total L	Total T	Total W%
U10 A	14	0	2	94%	32	1	2	94%
U10 B	8	7	3	53%				
Total	22	7	5	72%	32	1	2	94%
Total	245	77	33	74%	279	96	36	72%



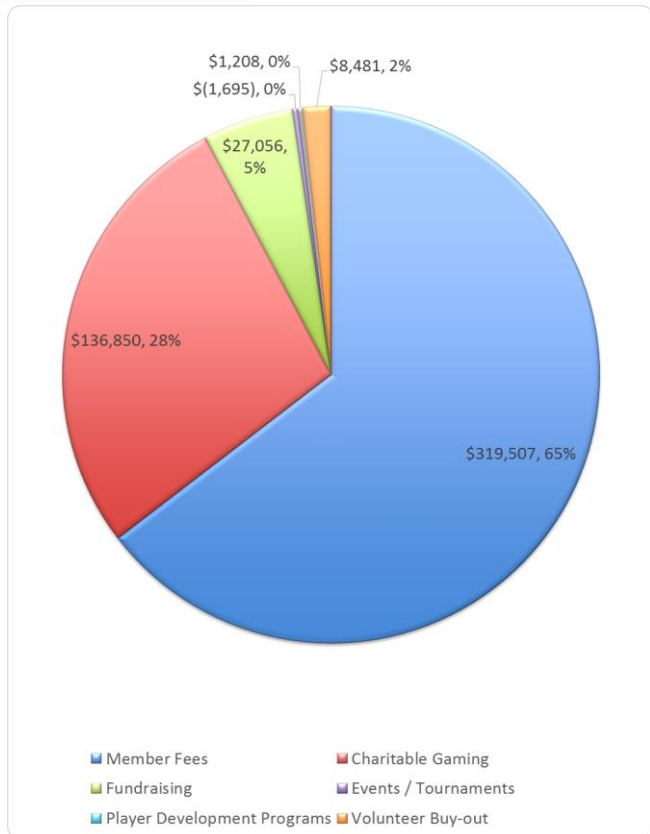
Top 20 Teams by Assn



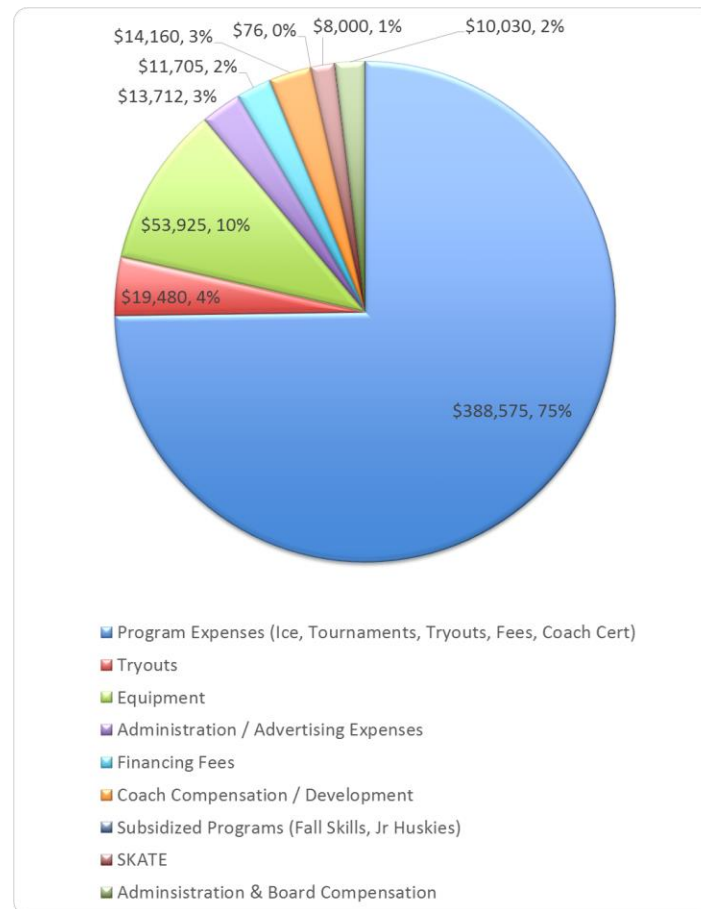
Andover Tied for 4th in # of top 20 teams



Financial Summary



Total Revenue \$491,407



Total Expenses \$519,662

Member Fees = 65% of Total Revenue & 82% of Direct Team Cost
\$28,000 Net Loss. \$22,000 Favorable to Budget

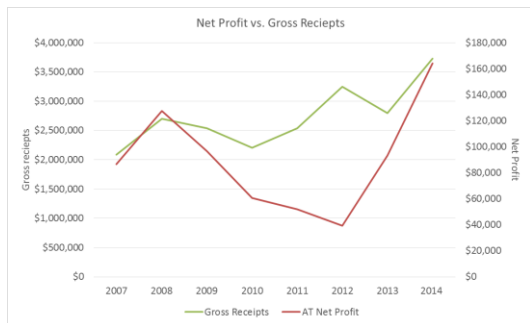


Volunteer Hours

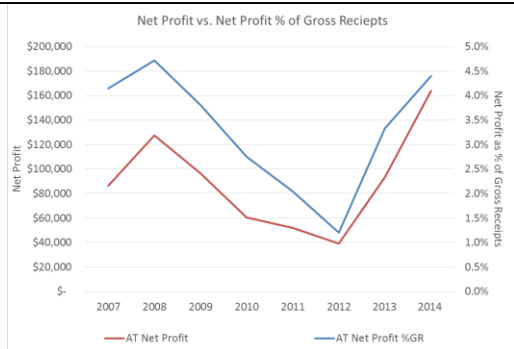
- Volunteer Requirements reduced from 12 hrs to 10 hrs this year.
- Used 2780 Volunteer Hours
- 178.5 Hours unclaimed (mostly warming house)
- 15 families did not fulfill their hours or buyout at beginning of the season.



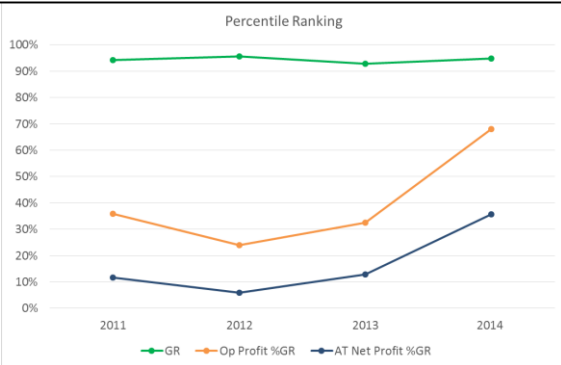
Charitable Gaming Performance



Top line performance improved through growth of quality sites.



Bottom line performance improved through strategic management and 2012 tax law benefit.



AHYHA ranks near the top in Minnesota for gross receipts and, recently, profit margin.



Charitable Donations

Gambling Organization

- \$137,000 to AHYHA
- \$8,000 to Andover boys and girls HS Hockey
- \$3,500 Andover Senior Scholarship Fund
- \$500 Andover Senior All Night Party

General Organization

- Mason Tschida Silent Auction



Ice Scheduling / Utilization

Team	Alloted	Games		Practices						Hours	Start Before	Finish After
	Hours	ACC	SR	# ACC	ACC Hours	# SR	SR Hours	Ice times	Total Hours	Over Target	8:00 AM	9:00 PM
Bantam AA	85	8	1	50	61.6	19	17.5	78	97.1	12.1	1	61
Bantam B1	80	7	2	23	20.75	37	26.5	69	60.75	-19.25	0	49
Bantam B2	75	8	2	22	22.5	35	22.5	67	55	-20	0	47
Peewee AA	56	11.5	3	32	31	34	24.5	80.5	70	14	1	24
Peewee A	53	12	0	16	12.75	33	24.75	61	49.5	-3.5	1	22
Peewee B1	53	9	4	14	11	39	26.25	66	50.25	-2.75	1	13
Peewee B2 Black	53	8	4	11	7.5	35	27	58	46.5	-6.5	2	12
Peewee B2 Gold	53	8	3	10	6	35	25.5	56	42.5	-10.5	1	15
Peewee C	40	9	1	14	9.5	33	23	57	42.5	2.5	1	12
Squirt A	45	10	0	16	11.5	41	29.5	67	51	6	1	1
Squirt B1 Black	45	9	0	9	5.5	48	32.5	66	47	2	5	1
Squirt B1 Gold	45	9	1	8	4.5	40	23.5	58	38	-7	2	0
Squirt B2	45	10	1	13	7.5	29	19.5	53	38	-7	1	1
Squirt C	40	10	0	10	5.5	43	30	63	45.5	5.5	3	0
12A	55	8	0	18	12.5	51	40	77	60.5	5.5	0	12
12B	55	11	1	14	9	36	24	62	45	-10	0	5
10A	37.5	8	0	19	12	38	24.5	65	44.5	7	1	0
10B	37.5	9	0	16	9.5	37	22.5	62	41	3.5	0	0
Mite AA	28.5	4	2	13	9.5	7	3.83	26	19.33	-9.17	6	0
Mite A	28.5	4.5	3	12	8.5	9	4.83	29	20.83	-7.67	6	0
Mite B Bruins	20	3	3	9	3.33	10	4.83	25	14.16	-5.84	4	0
Mite B Bulldogs	20		6	11	4.83	9	4.33	26	15.16	-4.84	5	0
Mite B Penguins	20	1	3	11	5.33	6	2.33	21	11.66	-8.34	4	0
Mite C Maple Leafs	12.02	2	3	16	5.75	5	1.25	26	9.5	-2.52	3	0
Mite C Flyers	12.02	2	1	18	6.75	6	1.75	27	10	-2.02	4	0
Mite C Capitals	12.02	2	3	15	5.25	5	1.25	25	9	-3.02	3	0
Mite C Blackhawks	12.02	2	1	17	6.25	6	1.75	26	9.5	-2.52	4	0
Mite D North Strs	8.5	2		23	7.75	4	1.25	29	10	1.5	4	0
Mite D Jets	8.5	2		23	7.75	4	1.25	29	10	1.5	4	0
Mite D Kings	8.5	2		23	7.75	4	1.25	29	10	1.5	3	0
Mite D Sharks	8.5	2		23	7.75	4	1.25	29	10	1.5	3	0
8U B	20	3.5	1	17	10	6	3.5	28	18	-2	2	0
8U	20	1	1	18	11	7	3.83	27	16.83	-3.17	3	0
Unassigned				28	33	87	86	115	119	119	23	38
Total	1192	198	50	592	401	842	588	1683	1238	45	102	313



Member Fees / Credits

Many players will receive final billing credits.

- Actual Ice Usage
- Actual team expense
- Distribution of budget surplus
 - Gambling
 - Fundraising
 - Expense Management

Team	Actual Ice Usage	Ice Cost	Ice Bill	Ice Credit	Cost Credit	Total Credit	Adj Credit per Player
Bantam AA	97	\$21,478	\$16,993	\$4,485	(\$3,610)	\$876	\$0
Bantam B1	61	\$13,437	\$10,631	\$2,806	\$2,250	\$5,056	\$337
Bantam B2	55	\$12,165	\$9,625	\$2,540	\$4,099	\$6,640	\$391
Peewee AA	70	\$15,483	\$12,250	\$3,233	(\$4,672)	(\$1,439)	\$0
Peewee A	50	\$10,949	\$8,663	\$2,286	\$1,395	\$3,682	\$230
Peewee B1	50	\$11,115	\$8,794	\$2,321	\$4	\$2,325	\$155
Peewee B2 Black	47	\$10,285	\$8,138	\$2,148	(\$232)	\$1,916	\$137
Peewee B2 Gold	43	\$9,401	\$7,438	\$1,963	\$292	\$2,256	\$161
Peewee C	43	\$9,401	\$7,438	\$1,963	(\$2,017)	(\$54)	\$0
Squirt A	51	\$11,281	\$8,925	\$2,356	(\$2,250)	\$106	\$0
Squirt B1 Black	47	\$10,396	\$8,225	\$2,171	(\$1,400)	\$771	\$0
Squirt B1 Gold	38	\$8,405	\$6,650	\$1,755	\$821	\$2,576	\$184
Squirt B2	38	\$8,405	\$6,650	\$1,755	\$1,397	\$3,152	\$225
Squirt C	46	\$10,064	\$7,963	\$2,102	(\$3,268)	(\$1,167)	\$0
12A	61	\$13,382	\$10,588	\$2,794	(\$2,231)	\$564	\$0
12B	45	\$9,954	\$7,875	\$2,079	(\$136)	\$1,943	\$139
10A	45	\$9,843	\$7,788	\$2,055	(\$2,975)	(\$920)	\$0
10B	41	\$9,069	\$7,175	\$1,894	(\$1,398)	\$496	\$0
D Mites	40	\$8,848	\$8,848	\$0	\$0	\$0	\$0
C Mites	38	\$8,405	\$7,790	\$615	\$6,415	\$7,030	\$153
U8	17	\$3,760	\$3,485	\$275	\$3,545	\$3,820	\$255
B Mites	59	\$13,050	\$12,095	\$955	\$10,740	\$11,695	\$217
A Mites	40	\$8,848	\$8,200	\$648	\$5,132	\$5,780	\$222
Total Credits	1119	\$247,423	\$202,223	\$45,201	\$11,902	\$57,103	



Board Compensation

● 2014-2015 Compensation PDF Posted to AHYHA.com

● 2015-2016 Compensation:

President \$2000 + President Gambling incentive:

\$300 for every 10% of top or bottom line growth year over year in

gambling. Example: Gross gambling receipts increase by 20%, the president would be compensated

\$600. If net dollars to the association increase another 30%, he would be paid \$900 for that for a total

of \$1500 in gambling incentive compensation. If gambling does not grow there would be no compensation.

VP \$1000

Treasurer \$1000

Registration \$1000

Other members \$125 or fundraiser



Improvement Initiatives

2014-2015

- Ice Scheduling
- Ice Supply
- External Fundraising
 - Fundraising Events
 - Sponsorships
 - Grants
 - Charitable Gaming
- Coach Development

2015-2016

- Ice Scheduling
- Ice Supply / Contracts
- Coach / Team Guidelines
- Coach Development
- External Fundraising
 - Sponsorships
 - Grants
 - Charitable Gaming
- Safesport Staffing



Survey Feedback

- Tryouts, coach selection
- C teams
- Player Development
- Coach Development and Guidance
- Facilities (2 Sheets)
- Mite Jerseys
- Fundraisers



"Northern Stars" U14 Teams

- Multi-association coop program hosted by Andover.
- Expect to field multiple U14 teams.
- Program has been presented to District 10 board and association Presidents/Directors.
- Policies are drafted and will get final approval in June.
- Next steps:
 - Finalize affiliation agreement with D10
 - Finalize participation agreements with associations
 - Plan for registration, jerseys, team formation, etc.





Member Poll

- Please vote for or against the following policy proposal:
 - Board Members and Coaches shall be granted lifetime volunteer requirement exemption for completing a specific amount of multiple terms:
 - 4 years as board member
 - 4 years as head coach of traveling teams



AHYHA By-Law Revision Proposals

Section 3.2

Current Language:

"Notice of the annual meeting shall be given through publication in a newspaper of general circulation in the area served by the Association not less than 10 days prior to the meeting."

Proposed Language:

"Notice of the annual meeting shall be given through publication in a general public forum in the area served by the Association not less than 10 days prior to the meeting."

Section 4.1

Current Language:

"Any current board member interested in applying for the open position of President, Vice President or Gambling Manager shall submit an application to the board two weeks prior to the February board meeting at which the election takes place."

Proposed Language:

"Any current voting board member interested in applying for the open position of President, Vice President or Gambling Manager shall submit an application to the board two weeks prior to the February board meeting at which the election takes place."

Andover Huskies Youth Hockey Association

