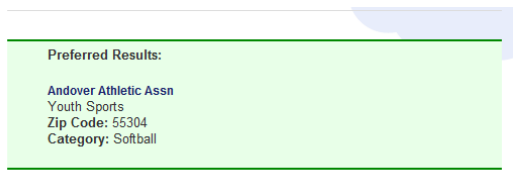


Navigate to <http://www.rainedout.com/>

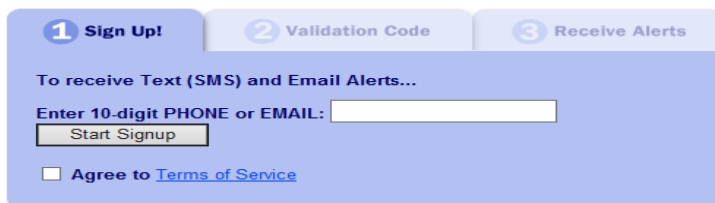
Search for Andover Athletic Assn



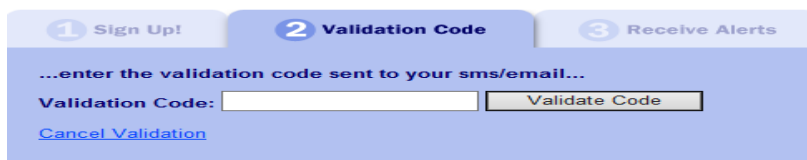
Select Andover Athletic Assn



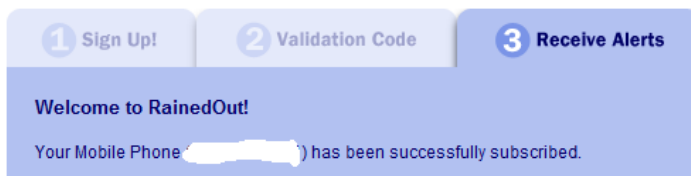
Enter your phone number or email address

The image shows the "Sign Up" form on the RainedOut website. The form is titled "1 Sign Up!" and includes a sub-header "To receive Text (SMS) and Email Alerts...". Below this, there is a text box labeled "Enter 10-digit PHONE or EMAIL:". A "Start Signup" button is located below the text box. At the bottom of the form, there is a checkbox labeled "Agree to Terms of Service".

Enter your code

The image shows the "Validation Code" form on the RainedOut website. The form is titled "2 Validation Code" and includes a sub-header "...enter the validation code sent to your sms/email...". Below this, there is a text box labeled "Validation Code:". A "Validate Code" button is located to the right of the text box. A "Cancel Validation" link is located below the text box.

All set

The image shows the "Receive Alerts" section of the RainedOut website. The section is titled "3 Receive Alerts" and includes a sub-header "Welcome to RainedOut!". Below this, there is a message: "Your Mobile Phone: [redacted] has been successfully subscribed.".