
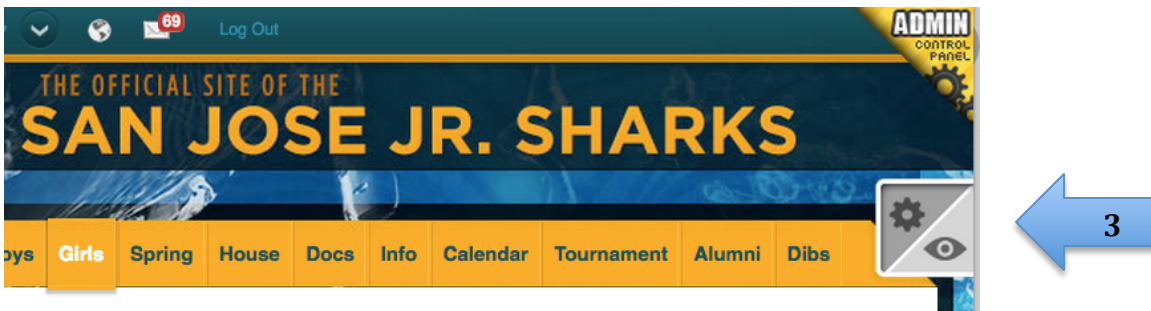


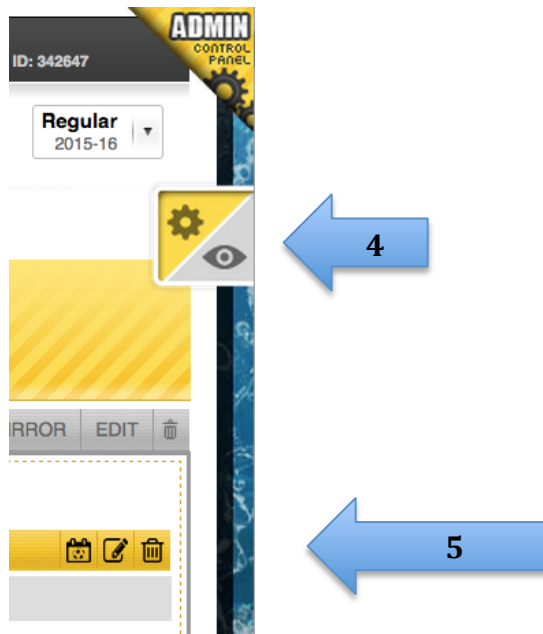
1. Browse to your team's page from <http://www.sjrsjsharks.com/>
2. Log in using the Sports Ngin username and password you created on the Jr. Sharks site



3. You will now see a new tile on your screen. When it is grey you are in "preview" mode



4. When it is yellow, you are in "admin" mode



5. To add, edit or delete a **calendar** item, click on the appropriate icon