



SCAN QR CODE

LOGIN INSTRUCTIONS

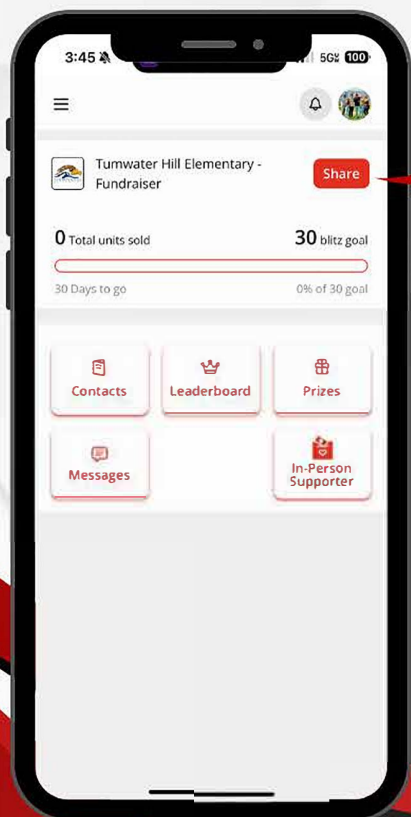
Download **RAISE 365** App or go to **www.raise-365.com**

1. Click **"Sign Up"** or login to **"Existing Account"** & click **"Join New Fundraiser"** from the sidebar
2. Create An Account For Your **"Student(s) or Family"**
3. Enter **Fundraiser Code**
Select your Class, Upload Profile Pic, & Enter Prize information (if applicable)
4. Click **"Join Fundraiser"**

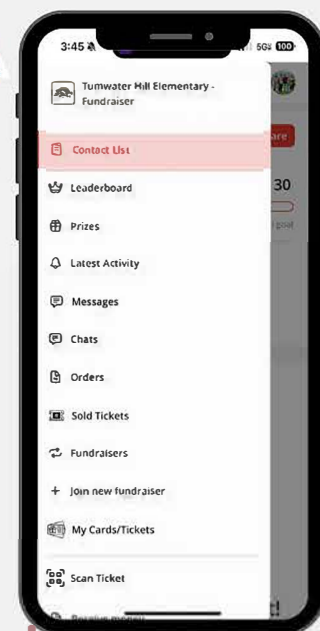
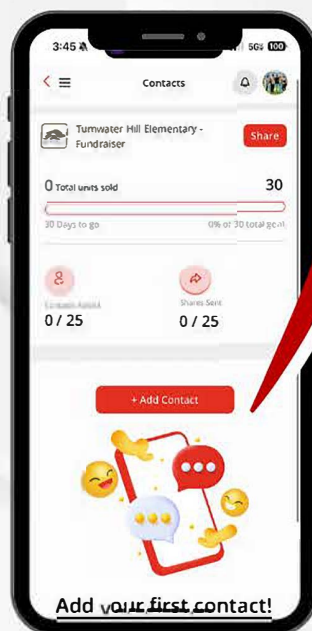
KEYS TO SUCCESS

1. Click **"SHARE"** or **"IN PERSON SUPPORTER"** to manually share your fundraiser via text, email, & social media
2. Click **"ADD CONTACT-SYNC CONTACTS"** to select supporters that will be automatically Be Sent Your Fundraising Link
3. Click **"LEADERBOARD OR ORDERS"** to view your progress

TEXT OR POST YOUR FUNDRAISER



ADD CONTACT



RAISE365

POWERED BY

ADRENALINE
FUNDRAISING