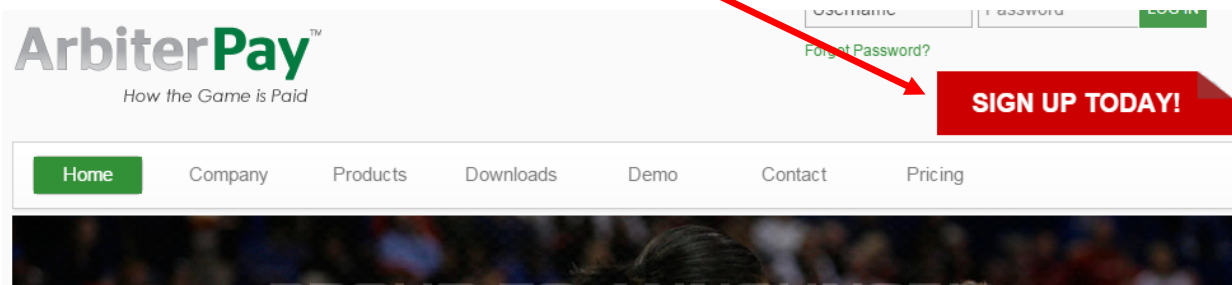


Go to www.refpay.com Click Sign Up Today



Choose Sports Official and click Next

Registration Form - Step 1 of 8

Type of User

Type of User: *

- ☒ Sports Official
- ☐ Sports Official - Canadian
- ☐ Paying Administrator
- ☐ Paying Administrator - Canadian
- ☐ School - Municipality
- ☐ Auditor

* Indicates a Required Field

Next Cancel

Fill out all the requested information.

Yes, you do need your driver's license number and your social security number.

You can leave the Federal TCC# Blank.

Registration Form - Step 2 of 8

User Information

Title:

Select One ▼

First Name(s): *

Middle Name/Initial:

Last Name(s): *

Company Name
(Only if Company is Account Owner):

Date of Birth: *

▼ / ▼ /

21

 (mm/dd/yyyy)

Driver's License ▼:

☒ SSN ☐ TIN

SSN: *

- - (Verified by IRS)

Federal TCC#:

Country of Residence:

Select One ▼

Country of Citizenship:

Select One ▼

E-mail Address: *

Confirm E-mail Address: *

Home Phone:

Office Phone:

Mobile Phone:

Fax:

Preferred Language:

English ▼

* Indicates a Required Field

Back

Next

Cancel

Enter your address

Registration Form - Step 3 of 8

Physical Address

Address: *

Address (2nd Line):

City: *

Country: * United States ▼

State / Province / Region: * IN ▼

Zip / Postal Code: *

* Indicates a Required Field

[Back](#) [Next](#) [Cancel](#)

Click same as physical address to use the same address again

Registration Form - Step 4 of 8

Mailing Address

☐ Same As Physical Address

Name: *

Address: *

Address (2nd Line):

City: *

Country: * Select One ▼

State / Province / Region: * Select One ▼

Zip / Postal Code: *

* Indicates a Required Field

[Back](#) [Next](#) [Cancel](#)

Enter your bank account information. Use a check to get this information don't use a deposit slip. You can leave the bank address blank just choose a state.

Registration Form - Step 5 of 8

Bank Account Information

Bank account information is not required to create an ArbiterPay account. However, bank account information allows the user to receive payments by direct deposit and/or fund their ArbiterPay account. Users will only be able to receive payments via Check or ArbiterPay debit card if bank account information is not provided.

Bank Name: ?

Address:

City:

State:

Routing Number: ? [Look it up](#)

Re-enter Routing Number:

Account Number:

Account Type:

Name on Account: ?

Routing #
(9 digits)

Account #

Check #

⑈00123456789⑈ 9876543210 0101

TRANSIT SYMBOL ON US SYMBOL

Preferences

Would you like to have your funds automatically transferred to your bank account when they become available? ☐ Yes ☐ No

If you answer yes to the automatically transfer funds question above you will see this pop up. If you don't have your money automatically sent you will need to log into your ref pay account to retrieve your money. You can also let a dollar amount limit for your total pay, that will trigger a transfer to your bank.

www.refpay.com says:

I accept that a fee of \$1.50 is charged for each automatic transfer.

☐ Prevent this page from creating additional dialogs.

OK

Cancel

Automatic Transfer?

When Balance Reaches Amount in USD:

- or -

On Date:

Back

Next

Cancel

Set a security question

Registration Form - Step 6 of 8

Security Question

Question: *

Answer: *


* Indicates a Required Field


Create a user name and password. IT IS STRONGLY RECOMMENDED THAT YOU USE YOUR EMAIL ADDRESS. Create a 4 digit pin – write it down!

Registration Form - Step 7 of 8

Preferences

Username *: (E-mail address recommended)

Password *: 

Confirm Password *: 


Security Key/PIN(Must be 4 Digits): * (4 Digits – Numeric Only e.g. 5555)

Would you like to order a ArbiterPay debit card? * ☐ Yes ☐ No

Do you receive game assignments through ArbiterSports? * ☐ Yes ☐ No

Indicates a Required Field

Agree to the terms



Registration Form - Step 8 of 8

Terms & Conditions

☐ I Agree to these Terms & Conditions * [View](#)

* Indicates a Required Field

[Back](#) [Send](#) [Cancel](#)

You may get a security alert if so provide your security question answer

Security Alert

Security Question

We do not recognize this as a trusted computer for your ArbiterPay account. Please answer the security question below so that we may confirm your identity.

(Note: your answer does not need to be case-sensitive. Answers entered in upper or lowercase are recognized as the same; however, all characters and digits must match.)

What is your father's middle name?

☒ this is a PUBLIC computer. Do NOT add it to my account as a trusted computer.

☐ this is a PRIVATE computer. Please add it to my account as a trusted computer.

Enhanced Login Security is the industry standard to protect consumer accounts from unauthorized account access and fraud. ArbiterPay has implemented this technology to protect your accounts and to strengthen the security of our payment network. This technology protects your identity every time and everywhere you login, making your online experience secure and safe.

Enhanced Login Security identifies you as the true "owner" of your account. Now, not only will your password be recognized, your computer will be recognized as well. If we don't recognize your computer - for example, you've logged in from a public or private computer you haven't used before - you will be prompted to provide information that only you know. This additional step will defend against unauthorized access to your accounts. **All ArbiterPay users will be required to choose and answer challenge questions for lost password retrieval and Enhanced Login Security verification.**

[Submit](#) [Cancel](#)

Return to the login in page and log into the new account you just created.

Your ref pay user ID is what you created in step # 7 (email address is recommended)

On the first screen you will see your refpay Account Number. Write this down!

Accounts		
<u>Account Creation Date</u>	<u>Account Number</u>	<u>Account Type</u>
03/05/2016 12:59 PM	<u>1144328515</u>	RefPay Free Account

