

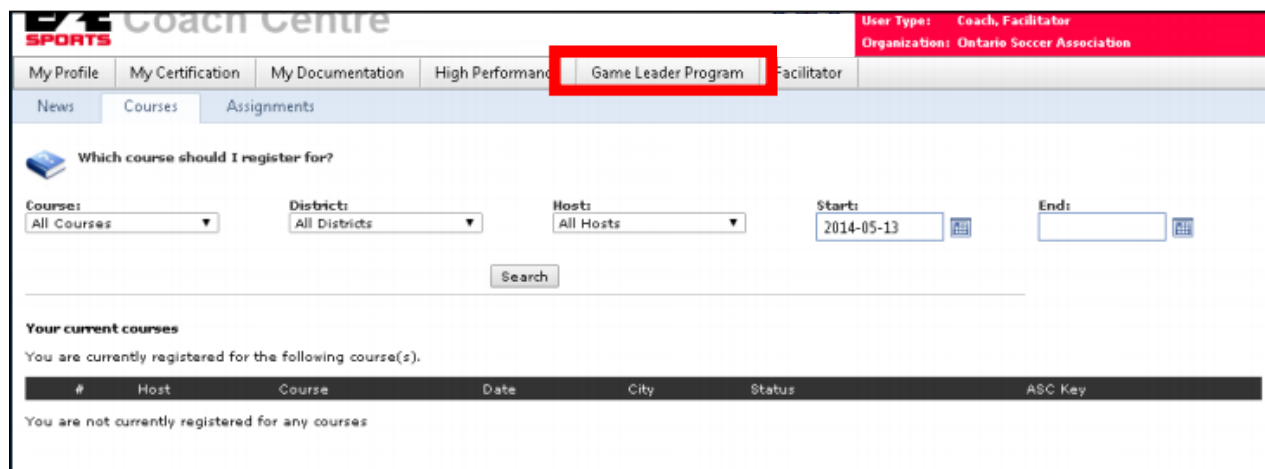
STEPS TO COMPLETING YOUR GAME LEADER CERTIFICATION ON E2E COACH CENTRE

Step 1:

Sign onto your E2E Coach Centre account at www.coachcentre.ca. If you do not have an account, then you can create one. If you have forgotten your password, then please hit the forget password prompt and it will email you a temporary one.

Step 2:

Once you sign in, please go to the “Game Leader” Drop down on your menu bar.

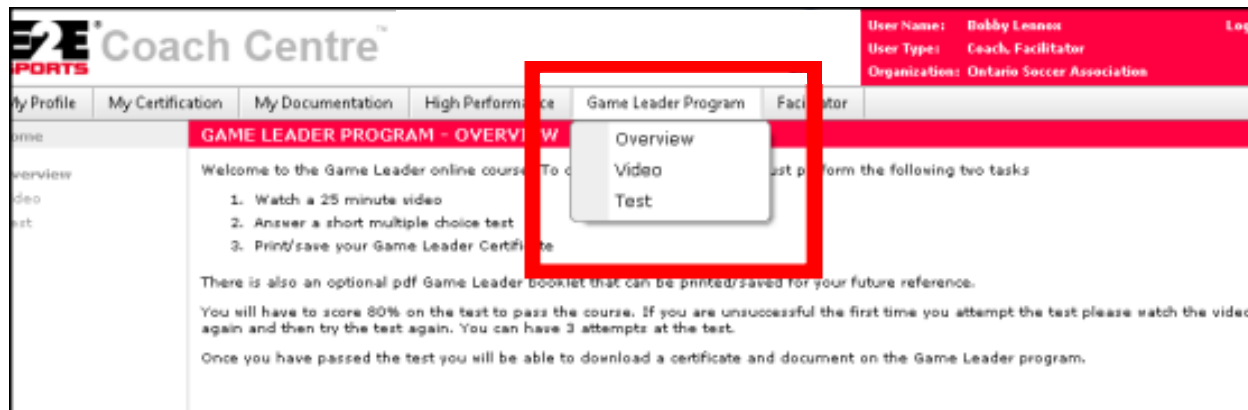


The screenshot shows the E2E Coach Centre website. The user is logged in as a Coach, Facilitator for the Ontario Soccer Association. The navigation menu includes: My Profile, My Certification, My Documentation, High Performance, Game Leader Program (highlighted with a red box), and Facilitator. Below the menu, there are tabs for News, Courses, and Assignments. A section titled "Which course should I register for?" contains search filters for Course (All Courses), Districts (All Districts), Hosts (All Hosts), Start (2014-05-13), and End. A Search button is located below these filters. Under "Your current courses", it states "You are currently registered for the following course(s)." and shows an empty table with columns: #, Host, Course, Date, City, Status, and ASC Key. Below the table, it says "You are not currently registered for any courses."

Step 3:

You will see 3 options on your drop down:

- 1) Overview
- 2) Video
- 3) Test Overview gives you a program overview and information on your certification. The video is required to watch and then completion of the test is required in order to complete your certification.



The screenshot shows the E2E Coach Centre website with the user logged in as Bobby Leanos, a Coach, Facilitator for the Ontario Soccer Association. The navigation menu includes: My Profile, My Certification, My Documentation, High Performance, Game Leader Program (highlighted with a red box), and Facilitator. A dropdown menu is open under Game Leader Program, showing three options: Overview, Video, and Test. The Overview option is selected, and the page content displays "GAME LEADER PROGRAM - OVERVIEW". The content includes a welcome message, a list of tasks: 1. Watch a 25 minute video, 2. Answer a short multiple choice test, 3. Print/save your Game Leader Certificate. There is also an optional pdf Game Leader booklet that can be printed/saved for your future reference. You will have to score 80% on the test to pass the course. If you are unsuccessful the first time you attempt the test please watch the video again and then try the test again. You can have 3 attempts at the test. Once you have passed the test you will be able to download a certificate and document on the Game Leader program.

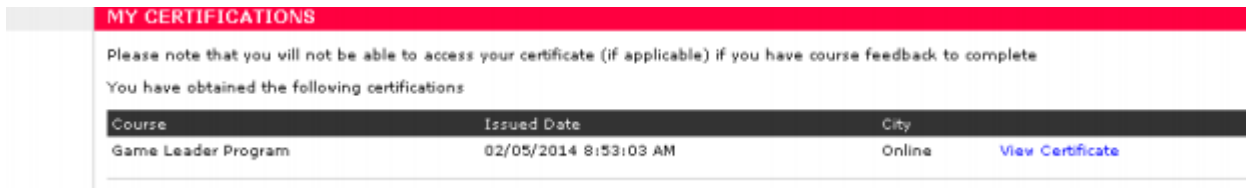


Once you have completed the video and exam, you will then be able to view and print your Game Leader Certificate. You simply go to the Game Leader drop down again and chose exam. Then you will see the following screen:



Step 4:

Once you chose to view your certificate, it will bring you to the following screen, where you can then view your certificate. It's important to retain your certificate and certificate number. You can also print a Game Leader resource booklet.



You then have completed the Ontario Soccer Game Leader Certification.

Please note that this certification is through Ontario Soccer and will not show up on your coaching transcripts on NCCP's the Locker.

For questions or further information on the Game Leader Certification, please contact Lyndon Hooper, Coordinator, Coaching, at lhooper@ontariosoccer.net.



Play. Inspire. Unite.

