

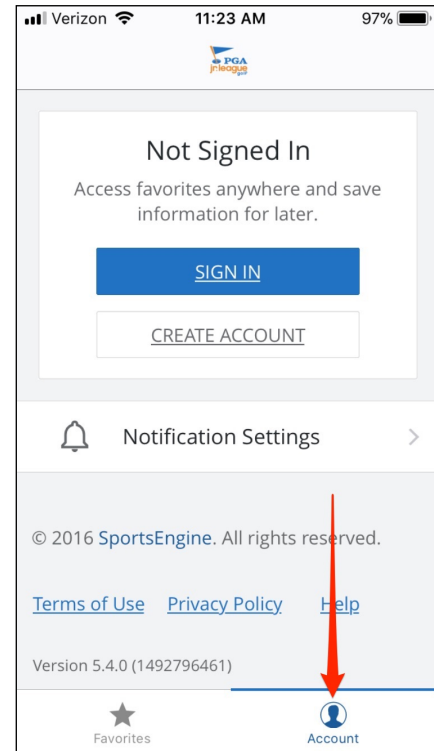
How do I send RSVPs?

Once you have sent RSVPs to your players, you are able to see who has responded. 1/22/2018



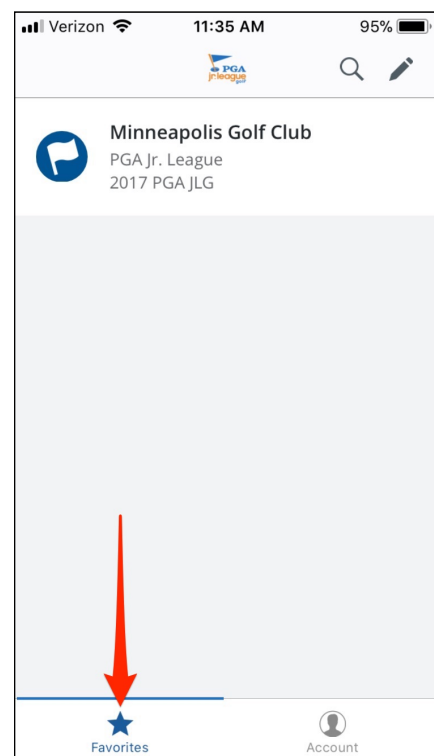
- **Step 1: Login to your SportsEngine account in the PGA Jr. League mobile app**

- » Open the app and tap the 'Account' icon in the bottom right corner. Tap 'Sign In' and enter your account credentials.



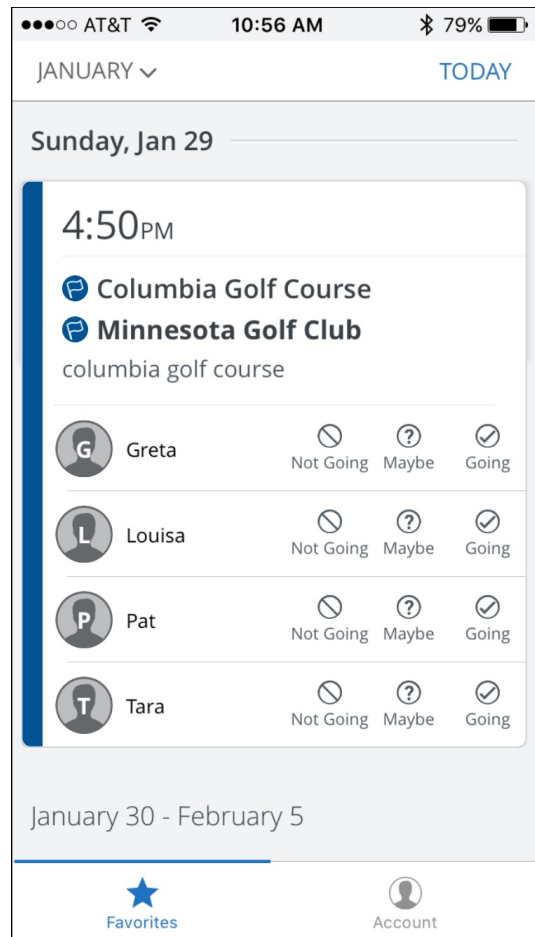
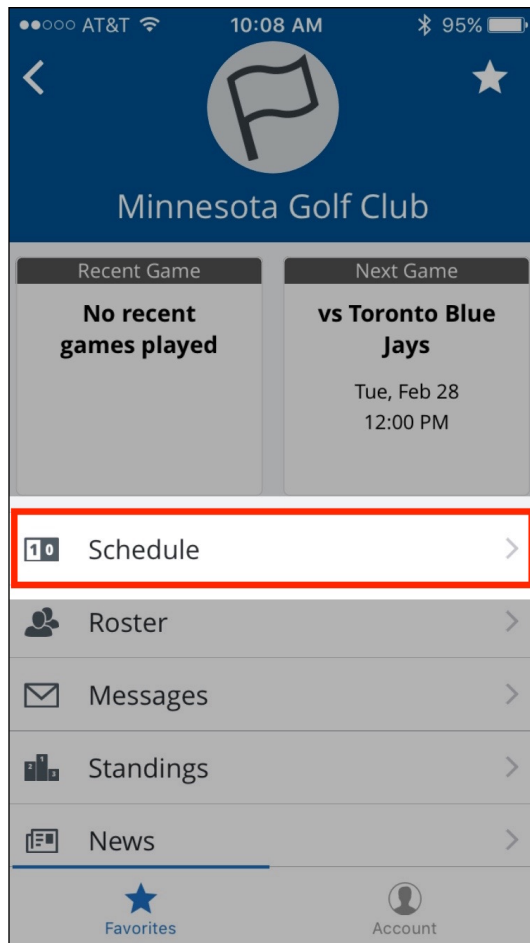
- **Step 2: Select your team from the 'Favorites' menu**

- » Tap the 'Favorites' icon at the bottom left
- » Select the team you want to view invites from



- **Step 3: View RSVPs**

- » Tap on 'Schedule' from the team menu
- » Scroll to the event you wish to view RSVPs for
- » Player responses will display below the event/game.



Note: RSVPs can also be seen by tapping on the game/event from within the Schedule, then tapping on 'Team RSVPs'