



**2017 MYBA Parents Meeting**  
**David Poindexter – MYBA President**

# Agenda

- Introduction
- About MYBA
- 2016 in Review
- 2017 Options
- Mini-Millers vs Travel Baseball
- Overview of a Season
- What to Expect at Tryouts
- Commitment Expectations
- Money Matters
- Coaching
- 2017 Bat Standards
- Q & A



# MYBA – Who We Are

## MISSION STATEMENT

- MYBA is dedicated to improving the standards of youth baseball in Minneapolis by teaching basic fundamentals and advanced strategies to help prepare kids for competition and create community pride. To equip players with a solid baseball foundation in terms of technical skills and game strategy so they can effectively compete at higher levels as they advance.

## HISTORY

- Incorporated in 1997 as Washburn Youth Baseball Association (WYBA)
- Renamed to MYBA in 2003
- Open to all Minneapolis residents and MPS students
- MYBA is a 501c-3 non-profit which relies on an all-volunteer board and volunteer coaches



# 2016 Highlights and Accomplishments

## Off the Field:

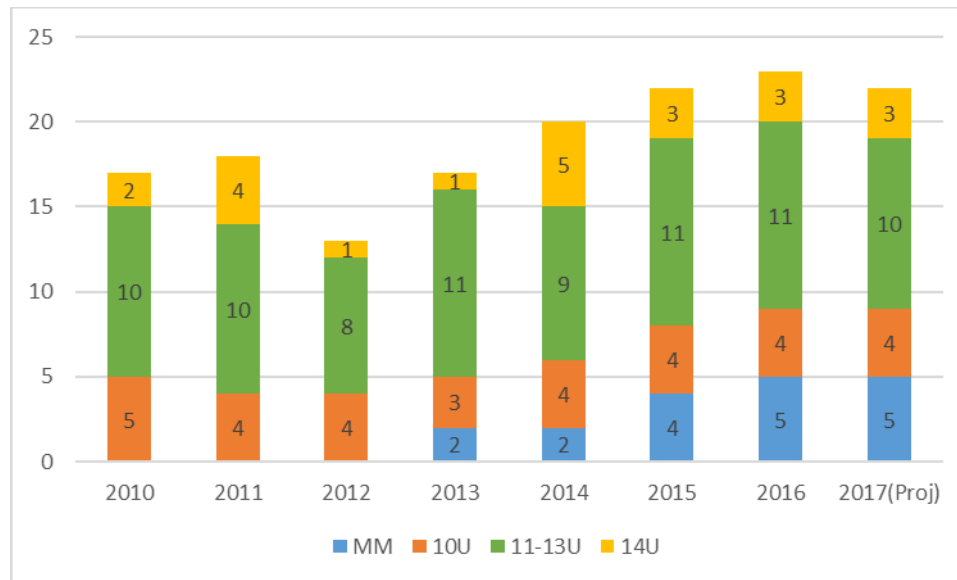
- Best ever player retention rate in Travel Program
- Best ever parent satisfaction rate in Mini-Millers (rec) program
- Introduced expanded off-season training offerings

## On the Field:

- Record number of Millers teams
- 14 of 18 travel teams participated in State Tournaments
- 1 League Regular Season Champion
- 2 League Playoff Champions
- 3 tournament titles
- 19 Top 4 finishes



# A Growing Program



**MYBA Teams Per Year**



# Our Programs

- **Travel Baseball**

- Available for 2<sup>nd</sup>-9<sup>th</sup> graders
- Teams participate in Metro Baseball League (MBL)
- Home games at Neiman Complex (aka Fort Snelling)
- Road games in Eden Prairie, Edina, Bloomington, Burnsville, Eagan, Etc
- All teams compete in 3 weekend tournaments + State Tournament(s)
  - Teams may add extra tournament(s)
  - Out of town tournaments determined by team
- Teams participate in 5 different age levels (10U, 11U, 12U, 13U, 14U)
- Teams participate at 3 skill-levels: AAA (most competitive), AA, A (most instructional)

- **Mini-Millers**

- Available for 2<sup>nd</sup>-4<sup>th</sup> graders
- Teams participate in Mini-Millers In-House League or MPRB League
- All games at Neighborhood Parks
- Teams participate in 1 weekend tournament
- Teams are created equally



# Mini-Millers vs Travel Baseball

- Fewer Games (12-18 vs 25-50)
- 1 weekend tournament vs 3-4
- Slightly reduced practice schedule
- Lower cost
- Even higher emphasis on development and participation
- Recommended (but not required) for 2<sup>nd</sup> graders
- For 2<sup>nd</sup>-4<sup>th</sup> graders, Mini-Millers are a great option if:
  - You don't ever want the full Travel schedule
  - You're just not sure about Travel ball just yet
  - Player needs a bit more rudimentary work
  - Your player likes baseball but doesn't really love it



# Traveling Key Dates - Preseason


- Feb 25<sup>th</sup> : Single day tryout at the U of MN Rec Dome
  - Every player will attend 2 time slot sessions on February 25th. The tryout day agenda is as follows.
  - **1:15 PM** - Tryout Check-in open
  - **1:30 - 1:45 PM** - Warm-ups
  - **1:45 - 3:15 PM** - Tryout Session 1 - all 10U and 11U player candidates participate
  - **3:15 - 4:30 PM** - Break - loosely organized wiffle ball game will be available for players that stay between sessions
  - **4:30 - 6:15 PM** - Tryout Session 2 - 10U only - all 10U candidates participate
  - **6:30 - 8:15 PM** - Tryout Session 2 - 11U only - all 11U candidates participate
- March 1 (approx): Rosters announced on [www.myba.us](http://www.myba.us)
- March 10 (approx): Rosters/ wait-list finalized (some players may drop out)\*
- March 26<sup>th</sup> – Mini Millers evaluation





# 2017 Tryout Process

- Single day – two stage format
- High school coaches serve as evaluators
- 1<sup>st</sup> stage tryout involves 5 skill stations
  - Hitting (vs live pitching)
  - Grounders
  - Fly balls
  - Running (40/50 yd dash or Home to 2<sup>nd</sup> base)
  - Throwing velocity
- 2<sup>nd</sup> stage tryout - All players participate later in the day (10U group and 11U group)
  - Players grouped by skill level (eg “AAA pool”, “AA pool,” etc)
  - Tryout will be more intensive and include game situations
  - Some players may be moved from one group to another during stage 2



# 2017 Team Formation

- Evaluators rate players 1-n
  - Top players as ranked by evaluators automatically make team in question
- Coaches complete roster
  - Must provide justification for bypassing higher rated players
- Child of coach must be placed on team on merit
- For returnees, prior performance is considered, but they don't get preference
- Multiple teams at same level will be built equally

## **WAITLISTING**

- 10U is “all play”, if not offered a spot at 10U, you'll be offered Mini-Millers
- 11U may have waitlisted players



# Projected 2017 Team Breakdown

Age Group	# of Teams	AAA	AA	A	Comments
14U	3	1	1	1	
13U	4	1	1	2	
12U	3	1	1	1	
11U	3	1	1	1	
10U	3-4	1	At least 1	At least 1	Tough to project 10U turnout
Mini Millers	4-5	N/A	N/A	N/A	



# Key Dates – In Season

- April 1<sup>st</sup>: Practice begins (varies by team, weather)
- April 8<sup>h</sup> : MBL Scheduling meeting
- April 26<sup>th</sup>: MBL League play begins
- April 30<sup>th</sup>: MYBA Opening Day Festivities
- *Early May: Mini-Millers practice begins*
- *Mid-May: Mini-Millers league play begins*
- Early July: League play ends
- July weeknights: League playoffs
- State Tournaments
  - MBT
    - July 14-16 and July 21-23 (depends on age and level)
  - Gopher State
    - July 14-16, July 21-23 and July 28-30 (depends on age and level)



# What to Expect from a MYBA Travel Season

- 35 games and 30 practices is good rule of thumb
- 3-4 practices/week in April
- Average 1 practice/week, sometimes more from May through mid-July
- 16 League games (typically weeknights, may be more weekend this year)
- 3-4 weekend tournaments in May/June
  - Overnight tournaments will only be scheduled after team parents approve
- Most MYBA teams participate in 1 state tournament, a few compete in multiple state tournaments.
- Practices are on average 1.5 hours long
- Game days coaches typically ask players to arrive 45-60 min prior for warmups



# Travel Baseball - Understanding Commitment to your Team

- Participation in practice is **not optional**
- Missing an occasional game for school/religious activities is to be expected
- Missing large amount of time for camp/vacation/other sport is discouraged, but can be worked around

## WHAT WE ASK OF YOU

- Already have vacation/camp scheduled? Notify the Registrar by 2/27
- Playing another sport? Notify the Registrar, explain how you'll handle conflicts (coaches may factor this into team selection)
- Avoid booking any further vacations unless they occur after season end
- Avoid making weekend plans until you have final tournament calendar
- Plan ahead to make sure you are on-time to all practices and games
- After being put on a team, notify coach/team manager of any days you are unavailable for games or practice



# Playing Another Sport?

- We're more accommodating than others, but this was a problem in 2016
- COMMUNICATION is key
  - Discuss this prior to the season with the coaches
  - Parents must keep coaches updated with conflicts!
  - Plan ahead if possible
- Baseball needs at least equal priority with other sport
- If absences are inevitable, need near 100% attendance otherwise
- Concerned? Talk to MYBA President



# What About Playing Time?

- **TRAVEL**
- 10-13U – All players hit, unlimited substitutions
- 14U – Regular baseball rules – 9 players hit, if you come out, you stay out
- Coaches have latitude, but U10-12 players should not sit more than 2 innings\*
- Coaches are expected to give all players opportunities to develop and contribute, but this is competitive baseball and true equality is not be expected
- League play = lineups more focused on development; Tournaments = lineups more competitively focused

**\*On ALL teams, commitment and behavioral issues may impact playing time**





# Being a Good MYBA Parent

## 1) Be Positive

- Help your player focus on the good, learn from the not so good

## 2) Help Your Team

- If you feel comfortable, volunteer as coach
- Help at practice
- Serve as team manager
- Take part in carpools, potlucks

## 3) Let the Coaches Coach

- Avoid “coaching from the stands”
- Leave umpiring concerns to the coaches
- Support coach in front of your player
- Don’t contradict coaching points
- Help coach keep practices on schedule

## 4) Be a Grown Up

- Disagreements happen – settle them at the right time with the right approach



# Grievance Policy/Conflict Resolution

- Matters of child welfare should be brought to the board **immediately**
- First call should always be to coach, but give the matter a 24-hour cooling off period
- If still unsatisfied with resolution, contact MYBA President
  - Before calling, review Players Rights/Coaches Code of Conduct, Playing Time Standards
- In rare cases, Board may arrange mediation



# Money Matters – Commitment Fee

- Introduced in 2013 to discourage late back outs
- \$50/\$100 of Participation Fees paid when you register for Tryouts
- The Commitment Fee is refundable **only if:**
  - You withdraw from consideration for a roster spot by March 1<sup>st</sup>, 5 PM
  - Your child is placed on a waitlist and not offered a roster spot
- The Commitment Fee is forfeited if (among other reasons):
  - After March 1<sup>st</sup>, 5 PM, you decide MYBA is not for you
  - You decline a roster spot because you believe your child was placed at the wrong level
  - You decline a roster spot because your child has few or no friends on the team
  - You decline a roster spot because your are unhappy with the coach you have been assigned

**Ask yourself whether your family is ready to go forward with MYBA regardless of the circumstance**



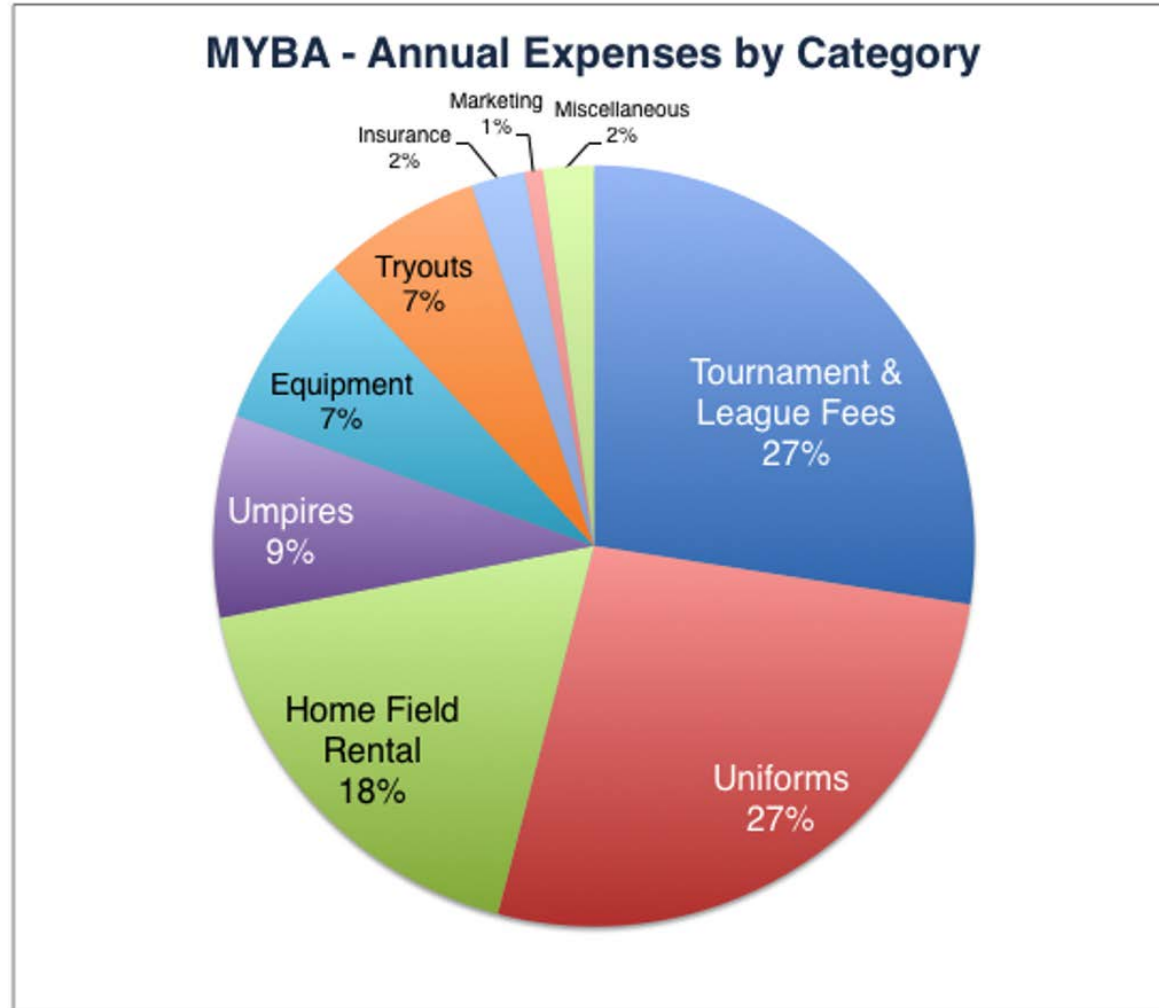
# Money Matters – Participation Fee

- Is the balance of full season fees due upon accepting a roster spot
- Mini-Millers: \$150 (less \$50 Commitment Fee)
- Travel Baseball: Ranges from \$330 to \$535 (less \$100 CF)
- Within 72 hours of registration opening (approx 3/1), you must do one of the following to accept your roster spot:
  - Pay your Participation Fees
  - Apply for Financial Aid
  - Arrange a payment plan with Treasurer

**If the 72-hour window passes, your child's roster spot will go to the top player on the team below yours**



# Money Matters – What Your Fees Pay For



# Money Matters – Additional Costs

## Included in participation fees

- Uniform kit – Hat, two jerseys (white and orange), pant, belt, socks
- Team catchers equipment, balls, etc.

## Possible Additional Costs

- Bat
- Batting helmet
- Additional Tournament (\$25-30 – agreed upon by team)
- State Tournament Berth (\$30-45 per tournament)
- Extra Jersey or Pants (\$25-30)
- Indoor team facilities (ranges – agreed upon by team)
- TeamSnap – team scheduling software (~\$7 – agreed upon by team)
- Enough Buffalo Wild Wings and Gatorade to horrify your doctor



# Coaching

## WHO COACHES WITH MYBA?

- In 2016, 100% of Head Coaches were parents
- In some years we've had non-parent volunteers
- Can pay coaches, candidates not always easy to find

## HOW DOES MYBA DEVELOP COACHES?

- Pre-season in-house clinics
- Experienced coaches monitor practices and provide feedback
- Mentoring as needed – embedding an experienced coach with team
- Developing coaching “guidebook” to ensure more consistent experience
- Additional training opportunities through new Nevers Larkin relationship



# Buying a Bat

- The “wrong” bat does more harm than the “right” bat does help
- Considerations in buying a bat
  - Legality – see [www.mbl.bz](http://www.mbl.bz) under MBL Season → Rules
  - Barrel size
  - Weight/length
  - Material/Price
- Definitions
  - “Drop”: Length (in.) – Weight (oz.) eg: 30”, 18 oz. bat = “drop 12” or “-12”
  - Small barrel bat: 2 ¼” barrel size (barrel size printed on bats)
  - Big barrel bat: Any barrel size > 2 ¼”





# Choosing a Legal Bat

- Small barrel bats:
  - Legal only at Mini-Millers and 10-13U
  - No drop restrictions
  - Bat must have the USSSA BPF 1.15 stamp (see to right) OR
  - Have old USSSA mark (simply the words “USSSA BPF 1.15”) OR
  - Be made of wood
- Big Barrel Bats
  - Legal at all ages
  - Max drop
    - -10 for 10U-13U,
    - -5 for 14U
  - Bat must have the USSSA BPF 1.15 stamp OR
  - Have BBCOR .50 stamp (applies to -3 bats only)
  - Be made of wood



# Bat materials and buying recommendations

## Bat Materials

- Composite - >\$300
- Half and Half - \$150-\$250
- Alloy (Aluminum) - \$100-\$200
- Mass Produced - <\$75
- Wood - \$50-175

## Buying Recommendations

- A pricey bat's no cure-all
- When in doubt, think light
- Importance of big barrel varies by age and size
- Look at used bats and closeouts, but remember bats do wear out



# How Can You Help?

## Volunteer Opportunities

- Team Manager
  - Help with scheduling
  - Team communications
  - Tournament help
  - Etc.
- MYBA Opening Day on April 30<sup>th</sup>
- Fundraising leadership/planning/participation
- Tryout support
- Miscellaneous skills



# Other Fun Stuff

- Fundraising
  - More activity for 2017
- MYBA Logowear – Available online at <http://www.myba.us/>
- Like us on Facebook and follow us on Twitter!
  - We share team game and tournaments updates
  - Share your team's photos and events
- Get involved with MYBA!
  - Board meetings 1<sup>st</sup> Tuesday of Month (Sept-May), open to all members
  - Join the Board! Elections take place at Annual Meeting in November
- Important Websites:
  - MYBA – [www.myba.us](http://www.myba.us)
  - Metro Baseball League – [www.mbl.bz](http://www.mbl.bz)



# Minneapolis Millers

Questions???

