





2015 Regionals

Meet Results

Apr 16-19, 2015

Rank	Num	Name	Gym					AA
1	833	Emma Harbour	Natl Elite	9.725 1	9.075 5	9.525 2	9.400 2T	37.725 1
2	828	Mya Johnston	Pinnacle	9.375 4T	9.650 1	9.175 7T	9.400 2T	37.600 2
3	830	Lauren McKeown	Crenshaw	9.375 4T	9.575 2	9.175 7T	9.325 5	37.450 3
4	831	Camille Majeres	Discover	9.550 3	9.500 3	9.275 4	9.100 9T	37.425 4
5	836	Maya Albertin	Stars TX	9.375 4T	9.450 4	9.100 9	9.400 2T	37.325 5
6	837	Caroline Simmons	WOGA	9.700 2	9.000 7	9.625 1	8.500 13	36.825 6
7	908	Madison Martin	Kurt Thomas	9.200 9	9.050 6	9.225 5	9.200 7T	36.675 7
8	834	Julia Volpe	Pearland	9.175 10	8.575 10	9.200 6	9.200 7T	36.150 8
9	824	Jordyn Jaslow	CGI	9.150 11	8.775 9	8.950 11	9.225 6	36.100 9
10	835	Alaina Drouin	Platinum	9.300 8	8.850 8	8.525 13	8.850 12	35.525 10
11	829	Kaylie Smith	Beaumont	9.025 12	8.025 12	9.000 10	9.100 9T	35.150 11
12	832	Ashlynn Sullivan	Kurt Thomas	9.325 7	8.100 11	8.400 14	9.000 11	34.825 12
13	827	Claire Willenborg	Achievers	8.900 13	7.925 13	8.775 12	8.375 14	33.975 13
14	838	Kyra McCracken	WOGA	—. 14T	—. 14T	9.425 3	9.550 1	18.975 14
15	826	Lily Ellis	Acrosports	—. 14T	—. 14T	—. 15	—. 15	0.000 15