
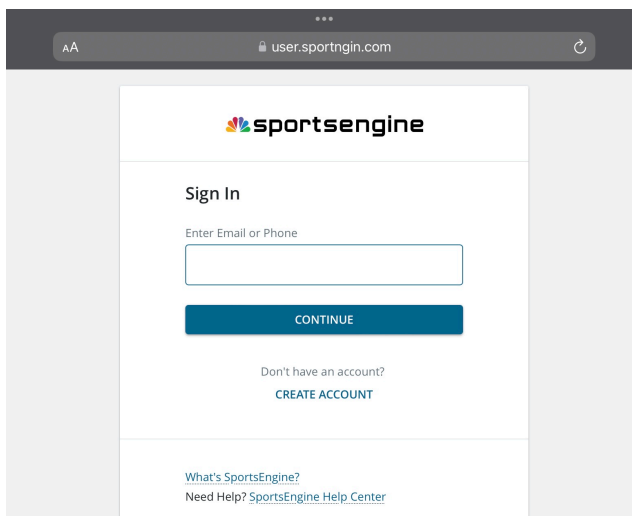



1. On the website, click on Login on the Top Left of the page.



2. At the Login screen, use your login info (typically your personal email)



3. Once logged in, you will see an Edit Mode option on the left of the screen. Click the switch to turn Edit Mode ON.



4. Once Edit Mode is turned ON, click on the Teams tab and navigate to your team's page. Some areas the webpage turn Yellow, and Gear icons appear on the top right of each Block area. Click on these Gear icons to see edit options for content.

