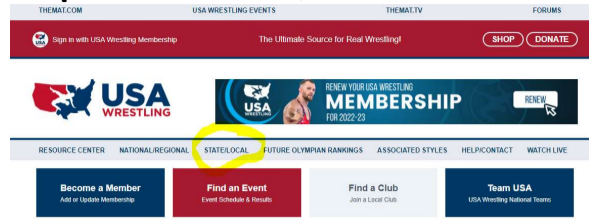


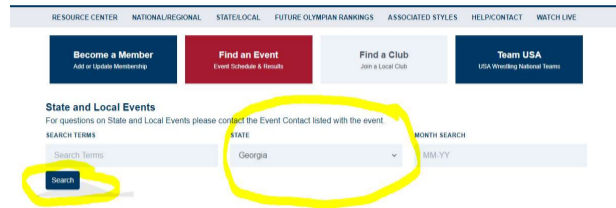
How To Register for a Tournament

Step 1: Go to <https://usawrestlingeevents.com/>

Step 2: Click on State/Local



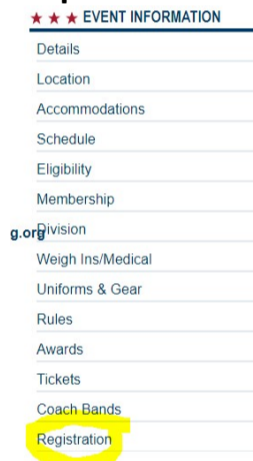
Step 3: Choose Georgia from drop down and click search



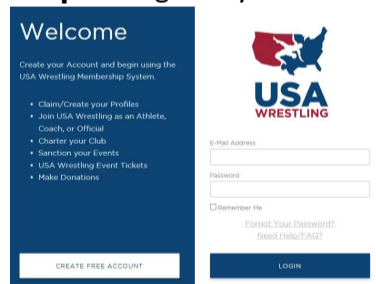
Step 4: Scroll down and find the event you are looking for and click on that event

| DATE | EVENT | AGE GROUP-STYLE | SITE |
|------------|------------------------------------|--|-----------------|
| 11/19/2022 | Eagles Wrestling Tournament | 10U, 12U, 14U, 6U, 8U, Girls GS: 1st-2nd grade, Girls GS: 3rd-5th grade, Girls MS: 6th-8th grade Folkstyle | Woodstock, GA |
| 11/20/2022 | Eagles Novice Wrestling Tournament | 10U, 12U, 14U, 8U Folkstyle | Woodstock, GA |
| 12/03/2022 | Chestnut War Eagle Open | 10U, 12U, 14U, 6U, 8U, Girls GS: 1st-2nd grade, Girls GS: 3rd-5th grade, Girls MS: 6th-8th grade Folkstyle | Gainesville, GA |
| 12/17/2022 | Wolfpack Battle for the Belt | 10U, 12U, 14U, 6U, 8U Folkstyle | Dallas, GA |

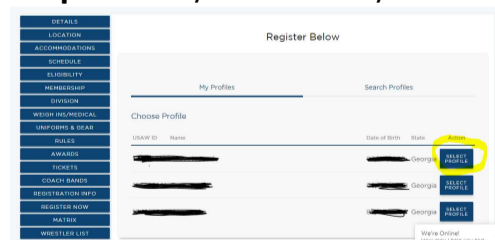
Step 5: Click on Registration on the right hand side of the screen



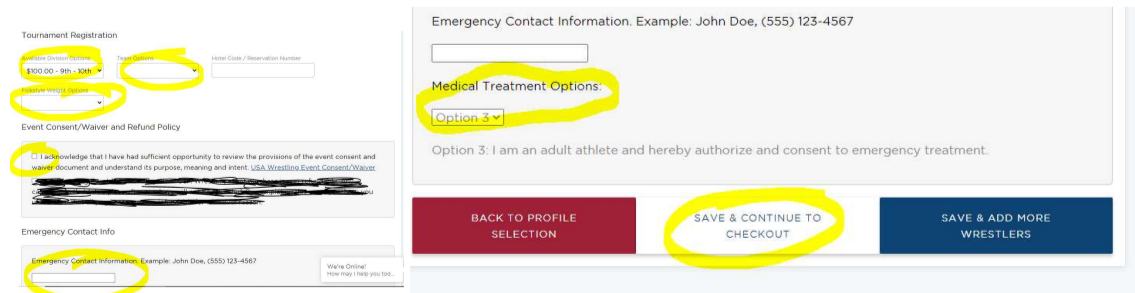
Step 6: Log into your USA Membership



Step 7: Select your wrestler you are registering



Step 8: Chose the correct age division, weight class, team, agree to the event consent/Waiver, enter emergency contact information. Click on Save and check out



Step 9: Click pay by credit card, enter credit card information