

SAINT IGNATIUS  
**FOOTBALL**

---



**2017 GAME NOTES**  
**WEEK EIGHT:**  
**MOELLER**

# THE MATCHUP



**Archbishop  
Moeller  
CRUSADERS**

**at**



**Saint Ignatius  
WILDCATS**

**October 13, 2017  
Otterbein University  
Kickoff: 7 p.m.**

## *Saint Ignatius Schedule*

<i>Date</i>	<i>Opponent</i>	<i>Time/Score</i>
8/24	@ Archbishop Hoban	W, 17-3
9/1	@ Mentor	W, 41-31
9/9	vs. Euclid	W, 34-20
9/15	vs. Detroit Catholic Central	W, 38-7
9/23	@ Cincinnati Elder	W, 30-28
9/30	vs. Clarkson Football North	W, 38-7
10/7	vs. Canton GlenOak	W, 34-20
10/13	vs. Archbishop Moeller (at Otterbein)	7:00 p.m.
10/21	vs. St. Xavier	3:00 p.m.
10/28	@ St. Edward	7:00 p.m.

**Follow the Wildcats on social media for full coverage of every Saint Ignatius team.**



@SIHSSports



sihsathletics



sihssports

## **Team Information**

**Saint Ignatius High School: 7-0**  
OHSAA Division I, Region 1  
Head Coach: Chuck Kyle '69  
Record at School: 341-85-1  
Overall Record: 341-85-1

**Archbishop Moeller High School: 3-4 (0-3)**  
OHSAA Division I, Region 4  
Head Coach: John Rodenberg  
Record at School: 79-39  
Overall Record: 163-107

## **Media Information**

For information and credential requests, contact:

Joe Ginley '12

Communications Coordinator  
for Athletics

(P): 216-651-0222 x242

email: jginley@ignatius.edu

**For full coverage of the Wildcats, visit [ignatiuswildcats.com](http://ignatiuswildcats.com).**

## **Broadcast Information**

### **Saint Ignatius Broadcasting Network**

Play-by-Play: Matt MacKenzie '18

Color Analyst: Zack Strom '19

Moderator: Jeff McCormick '83

(P): 216-651-0222 x228

email: jmcormick@ignatius.edu





# ABOUT THE WILDCATS ...

## Series History

Meetings .....7  
 First Meeting .....11/26/1989  
 Most Recent Meeting.....10/14/2016

Saint Ignatius Wins.....6  
 Last Saint Ignatius Win...10/14/2016  
 Moeller Wins.....1  
 Last Moeller Win.....10/17/2015  
 Ties.....0

Longest Winning Streaks In Series  
 Saint Ignatius...5; 11/26/89-10/18/14  
 Moeller.....1; 10/17/2015  
 Current Streak.....Saint Ignatius, 1

Largest Margin of Victory  
 Saint Ignatius....34 points; 10/27/94  
 Moeller.....3 points; 10/17/2015

## Previous Matchups

10/14/16	W	38-7	N
10/17/15	L	52-55	H
10/18/14	W	34-20	N
10/28/95	W	24-12	A
10/27/94	W	41-7	H
12/11/93	W	38-20	N State Champ.
11/26/89	W	34-28	N State Champ.



## Wildcats Storylines ...

**STANDING TALL:** Since assuming the starting job at quarterback, Dan Alexander has thrived in leading the Saint Ignatius offense. Alexander has led the Wildcats to a 3-0 record as the starter. The senior has not thrown more than 20 passes in a game so far, but he has thrown the ball quite effectively. In his 3 starts, Alexander has 517 passing yards and 8 touchdowns. Alexander averages just 8 completions per start, but also averages 172.3 passing yards per start, which equals 20.7 yards per completion. Alexander's primary target has been Sam Snyder, a sure-handed receiver for the Wildcats. Snyder has 755 receiving yards and 9 touchdowns this season, including 348 yards and 6 touchdowns in the last 3 games. The duo definitely likes to work together.

**CHAIN REACTION:** While the Wildcats have not always sprinted out of the gate this season, the Football Cats typically end the second quarter strong. The Wildcats have been the last team to score in the second quarter in five out of seven games this season. One of the two exceptions came against Football North, when the Wildcats possessed a 28-0 lead. As a result, the Wildcats have led at halftime in six of seven games. The good momentum often carries into the second half after Head Coach Chuck Kyle '69 and his staff make adjustments. The Wildcats have been the first team to score in the third quarter in six games this season. Only Mentor has managed to tally points before the Cats in the third quarter.

**FREE AS THE WIND:** The Saint Ignatius linebacker corps of Logan Loyce, Tommy Eichenberg, and Andrew Keirn have flown to the ball this year, halting opposing offenses. QB Tate Rhoads ran well, but GlenOak's running backs averaged just 2.5 yards per carry last week. Opponents average just 87 yards per game and 3.06 yards per carry, thanks to the Linebacker Legion. Joyce, Eichenberg, and Keirn are three of the team's top five tacklers, combining for 94.5 tackles, 31.5 tackles for loss, 6.5 sacks, and 15 pass breakups.

**UNSUNG HEROES:** Jahadge "Bo" Floyd and Connor Kennedy have proved to be unsung heroes of the offense this season. Serving as the change of pace back, Floyd has 370 rushing yards, 6.7 yards per carry, and 4 touchdowns. Kennedy, recently back from injury, hauled in 2 passes for 97 yards and 2 touchdowns vs. GlenOak. Look for both to be heavily involved this week.

**SO FAR AWAY:** Fans witnessed history on Saturday, as Matthew Trickett boomed a 59-yard field goal, the longest in school history and 4th longest in OHSAA history. As a result, Trickett is up for the Kohl's Kicking National Player of the Week award. Trickett earned the honor after his Week 4 effort at Elder.

**LOOKING AHEAD:** Following the Wildcats' showdown vs. Moeller, the Cats will play two of the top teams in the state - St. Xavier and St. Edward. The two contests will have large implications for playoff seeding.

# ABOUT MOELLER ...

## Learning about Moeller ...

**NONCONFERENCE REBOUND:** The Archbishop Moeller Crusaders rolled into Greater Catholic League (GCL) South play with a 3-1 record. Moeller's GCL foes did not treat the Crusaders well, however, handing them three straight losses. Most recently, Elder handed Moeller a 42-14 defeat in the ever-tough venue "The Pit," where Saint Ignatius squeaked by with a 30-28 win. Moeller returns to nonconference play versus the Wildcats, hoping for better fortunes. The Crusaders need a win to solidify their playoff fortunes.

**NEW QB IN TOWN:** Moeller's offense thrived in the first four games of the season, averaging 43.25 points per game. Unfortunately for the Crusaders, talented first-string quarterback Miles McBride succumbed to injury in the St. Xavier game. Head Coach John Rodenberg passed on the reins to Mitch McKenzie, who has improved as he's received more reps. The 6'3", 175-pound junior has completed 34-of-64 passes for 396 yards, 3 touchdowns, and 2 interceptions. McKenzie orchestrated 2 second quarter drives vs. Elder. Look for RJ Khayo and Brendan Bates to figure into the passing game.

**FOUR-MAN FRONT:** Under Coach Rodenberg, the Crusaders employ a 4-man front. The Crusaders have a solid front, led by defensive tackle Aeneas Hawkins. The 6'4", 270-pound lineman has committed to Penn State, following in the footsteps of many other Crusaders who have chosen the Big Ten. Look for Hawkins to lead the line, with Moeller occasionally bringing a linebacker to the line of scrimmage in a 4-3 under look.

**THIRD DOWN DANGER:** Moeller plays an attacking defense that likes to attack the quarterback. The Crusaders like to blitz opposing foes, especially on third down. Look for the Crusaders to play aggressively against the Wildcats. Keep an eye on defensive backs Alex Deyhle and Joe Toepfer, who combined for 15 tackles last week against the Panthers.

**FOURTH DOWN FIENDS:** Moeller does not stray away from taking a chance on fourth down, and often succeeds. The Crusaders have converted 8-of-11 fourth down tries this season. Opponents have also converted 8-of-11 fourth downs against the Wildcats this season.

**ON THE ROAD AGAIN:** Following a 3-game home stretch at Lockland Stadium, the Crusaders end the season with four straight games on the road. Following the matchup versus Saint Ignatius, Moeller will travel to Lakewood to face St. Edward and stay local to end the year against Winton Woods.

## Moeller Schedule

Date	Opponent	Time/Score
8/26	@ Hamilton Nippert Stadium	W, 42-7
9/2	@ Trinity (KY) Pennington Field	L, 38-30
9/8	@ Scott County (KY) Toyota Stadium	W, 38-28
9/15	vs. Lafayette (KY) Lockland Stadium	W, 55-6
9/22	vs. St. Xavier Lockland Stadium	L, 30-7
9/29	vs. LaSalle Lockland Stadium	L, 28-24
10/6	@ Elder The Pit	L, 42-14
10/13	@ Saint Ignatius Memorial Stadium @ Otterbein	7 pm
10/21	@ St. Edward Lakewood Stadium	4 pm
10/27	@ Winton Woods Winton Woods Stadium	7 pm



## BY THE NUMBERS/WILDCAT WATCH

**\$3,643**

Money raised for pediatric cancer research by Matthew Trickett this year

**60**

Tackles for loss by the Saint Ignatius defense

**16.5**

Wildcats' yards per completion

**9.6**

Yards per punt return for the Wildcats

**6.7**

Yards per carry by Bo Floyd this season

**2**

Passing touchdowns per game this season by the Wildcats

### LT DARIAN KINNARD '18



The Saint Ignatius offensive line stands tall, averaging 6'3", 295 pounds. Left tackle Darian Kinnard stands above the rest at 6'7", 330 pounds. Kinnard will play a key role in paving the way for Wildcats' running backs and protecting quarterback Dan Alexander. With Moeller promising to bring pressure, Kinnard will be key on Friday.

### S CHRIS VELOTTA '19



Due to injuries in the secondary, Chris Velotta, Jr. will receive his first start of the season at safety. The junior has performed well in a reserve role in the team's 3-3-5 system. Velotta has notched 6 tackles, 0.5 tackles for loss, and 1 blocked kick this season for the Wildcats. Look for Velotta to play a big part in shutting down Moeller's passing attack.

# SAINT IGNATIUS ROSTER

#	Name	Yr.	Ht.	Wt.	Position	#	Name	Yr.	Ht.	Wt.	Position
2	Matthew Trickett	Sr.	6'0	185	K/P	48	Matthew Viancourt	Sr.	5'9	170	S/RB
3	Samuel Snyder	Sr.	5'9	155	WR	49	Luke Mooney	Sr.	5'10	170	RB
4	Louis Moliterno III	Sr.	5'9	155	CB	50	Kyle Sullivan	Jr.	6'0	205	LB
4	Cameron Toppin	Sr.	5'11	165	CB	51	Connor Francz	So.	6'1	195	LB
5	Drew Alessandro	Sr.	5'11	215	K/P	52	Anthony Gerace	So.	6'1	219	DL/OL
5	Nasir Carter	Sr.	5'9	165	CB	53	Jivan Meguerditchian	Sr.	5'10	265	OL
6	Connor Cmiel	So.	6'0	161	WR	54	Jonathan Ockunzzi	Sr.	5'11	180	LB
7	Nigel Drummond II	Jr.	5'9	155	WR	55	Michael Volpe	Sr.	6'2	210	LB
8	Justin Sands	Sr.	6'0	200	S	56	Andrew Boldy	Sr.	5'8	205	LB
9	Xavier Curtis	Sr.	5'9	165	DB	57	Griffin Sheehan	Jr.	6'0	195	LB
10	Andrew Chalhoub	Sr.	6'2	190	DB	58	Andrew Keirn	Sr.	6'0	215	LB
11	Connor Kennedy	Sr.	6'0	180	WR/DB	59	Colin Burns	Sr.	6'0	220	DL
12	Kyle Hall	Sr.	6'3	185	QB	60	Seamus McCarthy	Jr.	5'11	265	DL
13	Jacob Riedl	Jr.	5'8	145	DB	61	Zachary Sertz	Jr.	6'2	215	OL
14	Michael Sarko	Jr.	6'1	160	QB	62	Ryan Drlik	Jr.	6'0	225	OL
15	Killian Meehan	Sr.	5'10	165	WR	63	Zachary McMahan	Jr.	6'1	240	DL
16	Ryan Coyne	Jr.	5'10	155	DB	64	Grant Abbott	Jr.	6'3	260	OL/DL
16	Maxwell Pike	Sr.	6'2	180	WR/DB	65	John Jamieson	Sr.	6'2	280	OL/DL
17	Patrick Delahunty	Jr.	6'0	190	QB	66	Wrigley LaSpisa	Sr.	5'10	175	OL
18	Daniel Alexander	Sr.	6'2	190	QB	67	Ryan Borchert	Sr.	6'3	235	OL
19	Michael Drobnick	Sr.	6'1	195	WR	68	Tobias Engel	Sr.	6'3	270	DL
20	Jahadge Floyd	Jr.	5'9	160	RB	70	Darian Kinnard	Sr.	6'7	330	OL/DL
22	Joshua Crayton Prioleau	Sr.	5'10	165	RB	71	Nicholas Schwitzgebel	So.	6'2	265	OL/DL
22	Robert Kunkle III	Sr.	6'3	170	CB	72	William McCormick	Jr.	6'4	198	OL
23	Deonte Griffin	Sr.	5'11	175	CB	73	William Corte	Sr.	6'5	285	OL
24	John Kennedy	Jr.	5'11	175	WR/ DB	74	Juan Pen	Sr.	6'4	315	OL
25	Mitchell Puhalsky	Jr.	5'10	180	DB	75	Albert Vasek	Sr.	5'11	225	OL
26	Andrew Phillips, Jr.	Sr.	5'7	158	RB	76	Xavier Everett	Jr.	6'3	280	OL/DL
27	Reilly Casey	Sr.	5'11	200	RB	77	Antoine Georges	So.	6'3	258	OL/DL
28	Maxwell Corrigan-Mook	Sr.	5'10	170	CB	78	Seamus Cooney	Jr.	6'1	235	OL/DL
29	Declan Boldy	Jr.	5'6	150	RB	80	Samuel Daugstrup	So.	6'5	225	DL/TE
30	Jett Elad	Jr.	6'0	175	DB	81	Benjamin Stankewicz	Sr.	6'2	160	WR
31	Aidan Rechin	Jr.	5'9	160	DB	82	Alexander Schum	Sr.	6'1	175	TE
32	Luke Cooper	Jr.	5'10	155	WR	83	Nicholas Szubski	Sr.	5'11	165	WR
33	Aidan Gill	Sr.	5'9	210	RB/DL	84	Ethan Biacsi	Jr.	6'2	182	WR
34	Mark Bobinski	Sr.	5'9	190	RB	85	Joseph Spirnak	Sr.	6'0	155	WR
35	Thomas Grosel	Sr.	6'0	200	LB	86	Aidan Wells	Jr.	6'4	265	DL
36	Michael Mangan	Jr.	5'9	175	RB/DB	87	Owen Murphy	Jr.	6'2	215	TE/DL
37	Daniel Scelza	Jr.	5'11	208	WR	88	John Cannon	Jr.	6'0	208	TE/RB
38	Owen Adler	Jr.	6'0	180	DB	89	Zachary LaPorte	Jr.	5'9	165	WR
39	Scott Schuler	Sr.	5'9	165	S	90	Tyler Conner	Jr.	6'0	205	LB
40	Jon Oebker	Sr.	6'2	175	S	91	Caden Campolieti	Jr.	6'1	200	LB
41	John Wetula	Jr.	6'2	175	DB/WR	92	Alec Canzano	Jr.	5'11	190	TE
42	John Stuhldreher	Jr.	5'9	190	LB	94	Bradley Andrich	Sr.	6'3	230	DL
43	Nathan Previts	Jr.	5'10	175	DB	95	Sean Wracher	Jr.	6'3	185	LS
44	Christopher Velotta, Jr.	Jr.	5'10	195	S	96	Patrick Otter	Jr.	5'9	165	K/P
45	Thomas Eichenberg	Jr.	6'3	216	LB/TE	97	Gabriel Liberatore	Sr.	6'1	210	LB/DL
46	Jack Welcsh	So.	5'10	172	DB/RB	98	Daniel Ruddy	Sr.	5'11	187	DL
47	Logan Joyce	Sr.	6'1	210	LB						



# MOELLER ROSTER

#	Name	Pos.	Ht.	Wt.	Yr.	#	Name	Pos.	Ht.	Wt.	Yr.
1	Kevin Thibodeaux	K	5'9"	165	So.	57	Ryan Mullaney	DL	6'2"	230	Jr.
2	Miles McBride	QB	6'2"	185	Jr.	59	Jack Warncke	LB	6'1"	195	Sr.
3	William Hodge	DB	6'0"	170	Sr.	60	Daniel Smith	OL	5'10"	225	Jr.
4	Luke Szabados	LB	6'2"	225	Jr.	61	Christopher Richter	OL	6'1"	250	So.
5	Colin Thurman	RB	5'10"	210	Sr.	62	Scott Lutmer	DL	5'9"	225	Sr.
6	Samuel Wyche	LB	6'2"	205	Sr.	63	Nicholas Marsh	OL	6'4"	220	Sr.
7	Nicholas Baenziger	DB	6'0"	180	Sr.	66	Ryan Marcus	OL	6'3"	280	Sr.
8	Jack Stahanczyk	DB	6'0"	190	Sr.	67	Cameron Ringel	OL	6'0"	270	Jr.
9	Jared Stewart	DB	5'10"	150	Sr.	68	Kyle Malone	OL	6'3"	235	Jr.
10	Jack McCracken	WR	6'4"	210	Sr.	70	Samuel Lunsford-Staples	OL	6'3"	280	Jr.
11	Caden Clark	TE	6'5"	240	So.	71	Hunter Boggs	OL	5'10"	245	Sr.
12	Mitchell McKenzie	QB	6'3"	175	Jr.	72	Stone Dixon	OL	6'3"	280	Jr.
13	Joseph Hendrix Jr	WR	5'10"	160	Jr.	73	Alexander Neubecker	OL	6'1"	230	Jr.
15	Austin Martin	QB	6'0"	170	Jr.	74	Connor Milne	OL	6'2"	275	So.
16	Michael Thompson	QB	6'3"	190	So.	75	Zachary Carpenter	OL	6'4"	300	Jr.
17	Alexander Faller	DB	5'11"	150	Jr.	77	Jacob Sandman	OL	6'1"	250	Jr.
18	John Lampert	DB	6'1"	170	Jr.	78	Conlan O'Brien	OL	6'4"	240	Jr.
19	Carrington Valentine	WR	5'11"	170	So.	79	Alexander Merritt	DL	6'3"	255	Jr.
21	Aidan Dahm	RB	5'10"	190	Sr.	80	Brenden Bates	TE	6'6"	235	Sr.
22	Vincent Scally	DB	5'10"	160	So.	81	Andrew Heath	WR	6'2"	185	Sr.
23	Alexander Deyhle	DB	6'3"	185	Sr.	82	Patrick Gates	WR	5'10"	170	Jr.
24	RJ Khayo	WR	5'9"	165	Jr.	83	Chase Coyle	WR	6'0"	195	Sr.
24	Bryan White	RB	5'7"	160	Fr.	84	Eric Wills	WR	6'1"	190	Sr.
25	Justin Ross	RB	5'10"	175	Jr.	85	Cameron Reid	WR	5'8"	140	Jr.
26	Robert Jones	DB	6'0"	175	Sr.	86	Austin Bradfish	WR	6'3"	180	Jr.
28	Chrystopher Watkins	LB	6'0"	205	Jr.	89	Adam Riesenberger	WR	5'10"	160	Jr.
30	Reece Boggs	TE	6'3"	215	Sr.	92	Gabriel Jacon-Duffy	DL	6'3"	200	Jr.
31	Cahlil Byrd	DB	6'0"	185	Sr.	97	Aeneas Hawkins	DL	6'4"	270	Sr.
32	William Baker	RB	5'9"	160	So.	99	Isiah Grogg	RB	5'10"	245	Jr.
33	Mavric Owens	DB	6'0"	190	Jr.						
34	Julian Berry	RB	5'7"	160	Jr.		Michael Barnes				Sr.
35	Joseph Craft	RB	5'10"	180	Jr.		Louis Tallarigo				Jr.
36	Brandon Cusmano	K	5'10"	220	Jr.						
37	Jacob Thompson	DB	6'2"	193	Sr.						
38	Jeff Bass	DB	5'9"	150	Jr.						
41	Braedon Junker	DB	6'3"	175	Jr.						
42	David, Michael Filipowski	RB	6'0"	225	Sr.						
43	Luke Doggett	LB	6'1"	190	So.						
44	Joseph Toepfer	DB	6'0"	195	So.						
45	Jacob Gifford	LB	5'10"	190	Jr.						
46	Nicholas Wilkin	DB	6'1"	165	Jr.						
47	Blake Wallace	K	6'0"	190	Jr.						
48	John Feldkamp	DB	6'0"	170	Sr.						
49	Benjamin Choi	DL	5'9"	215	Jr.						
50	Blaise Harsch	DL	6'3"	230	Sr.						
51	Justin Davidson	DL	6'2"	230	Sr.						
54	Todd Elliott	DL	5'10"	190	Jr.						

# SAINT IGNATIUS DEPTH CHART

## OFFENSE

QB	18	Daniel Alexander	6'2"	190 lbs	Sr.
	12	Kyle Hall	6'3"	185 lbs	Sr.
RB	34	Mark Bobinski	5'9"	190 lbs	Sr.
	20	Jahadge Floyd	5'9"	160 lbs	Jr.
	46	Jack Welcsh	5'10"	172 lbs.	So.
FB	33	Aidan Gill	6'0"	165 lbs	Sr. OR
	88	John Cannon	6'0"	208 lbs.	Jr.
TE	88	John Cannon	6'0"	208 lbs.	Jr.
	80	Samuel Daugstrup	6'5"	225 lbs.	So.
WR	7	Nigel Drummond II	5'9"	155 lbs	Jr.
	16	Max Pike	6'2"	180 lbs	Sr.
WR	11	Connor Kennedy	6'0"	180 lbs	Sr.
Slot	3	Sam Snyder	5'9"	155 lbs	Sr.
	32	Luke Cooper	5'10"	155 lbs	Jr.
LT	70	Darian Kinnard	6'7"	330 lbs	Sr.
	64	Grant Abbott	6'3"	260 lbs	Jr.
LG	74	Juan Pen	6'4"	315 lbs	Sr.
	76	Xavier Everett	6'3"	280 lbs	Jr.
C	53	Jivan Meguerditchian	5'10"	265 lbs	Sr.
	64	Grant Abbott	6'3"	260 lbs	Jr.
RG	65	John Jamieson	6'2"	280 lbs	Sr.
	76	Xavier Everett	6'3"	280 lbs	Jr.
RT	73	William Corte	6'5"	285 lbs	Sr.
	64	Grant Abbott	6'3"	260 lbs	Jr.

## DEFENSE

LE	63	Zachary McMahan	6'1"	240 lbs	Jr.
	94	Bradley Andrich	6'3"	230 lbs	Sr.
NT	33	Aidan Gill	5'9"	210 lbs	Sr. OR
	70	Darian Kinnard	6'7"	330 lbs	Sr. OR
	65	John Jamieson	6'2"	280 lbs	Sr.
RE	94	Bradley Andrich	6'3"	230 lbs	Sr. OR
	86	Aidan Wells	6'4"	265 lbs	Jr.
OLB	45	Thomas Eichenberg	6'3"	216 lbs	Jr.
	35	Tommy Grosel	6'0"	200 lbs	Sr.
MLB	58	Andrew Keirn	6'0"	215 lbs	Sr.
	35	Thomas Grosel	6'0"	200 lbs	Sr.
OLB	47	Logan Joyce	6'1"	210 lbs	Sr.
	55	Michael Volpe	6'2"	210 lbs	Sr.
CB	4	Cameron Toppin	5'11"	165 lbs	Sr.
	28	Max Corrigan-Mook	5'10"	170 lbs	Sr.
SS	37	Daniel Scelza	5'11"	208 lbs	Jr.
	46	Jack Welcsh	5'10"	172 lbs.	So.
SS	44	Chris Velotta, Jr.	5'10"	195 lbs	Jr.
	41	John Wetula	6'2"	175 lbs.	Jr.
FS	8	Justin Sands	6'0"	200 lbs	Sr.
	41	John Wetula	6'2"	175 lbs	Jr.
CB	30	Jett Elad	6'0"	175 lbs	Jr.
	6	Connor Cmiel	6'0"	160 lbs.	So.

*\*Depth chart is subject to change*

## SPECIAL TEAMS

K	2	Matthew Trickett	6'0"	185 lbs	Sr.
	5	Drew Alessandro	5'11"	215 lbs	Sr.
P	2	Matthew Trickett	6'0"	185 lbs	Sr.
	96	Patrick Otter	5'9"	165 lbs	Jr.
H	83	Nicholas Szubski	5'11"	165 lbs.	Sr.
LS	95	Sean Wracher	6'3"	185 lbs	Jr.
PR	3	Sam Snyder	5'9"	155 lbs	Sr.
KR	4	Cameron Toppin	5'11"	165 lbs	Sr.
	3	Sam Snyder	5'9"	155 lbs	Sr.

## PRONUNCIATION GUIDE

#5 Drew AL-eh-san-DRO	#46 Jack WELSH
#6 Connor KAH-meal	#48 Matt Vy-an-COURT
#7 NYE-gel DRUM-mond	#50 Gee-vahn Meg-ur-DEE-chee-an
#20 Ja-HODGE "Bo" Floyd	#55 Michael VOL-pe
#25 Mitchell Puh-HALL-ski	#58 Andrew KERN
#30 JET EE-lad	#63 Zachary Mick-MAN
#33 AY-den GILL	#65 John JAY-mah-son
#34 Mark BO-bin-ski	#73 William "Billy" COURT
#35 Tommy GROW-sell	#94 Bradley AND-rich
#37 Daniel SKEL-za	#96 Sean RAH-cher
#41 John WET-oo-la	
#45 Thomas EYE-ken-berg	



# RANKINGS / HISTORY

## Cleveland.com Top 25

## Joe Eitel, Division I, Region 1

1. (1) St. Edward (7-0)
2. (2) Saint Ignatius (7-0)
3. (3) Canton McKinley (7-0)
4. (4) Avon (7-0)
5. (5) Mentor (6-1)
6. (6) Archbishop Hoban (6-1)
7. (7) Hudson (6-1)
8. (8) Wadsworth (7-0)
9. (9) Barberton (7-0)
10. (10) Stow (6-1)
11. (12) Euclid (6-1)
12. (13) Massillon Jackson (6-1)
13. (14) Massillon Perry (6-1)
14. (20) Midview (6-1)
15. (21) Lorain (6-1)
16. (16) Massillon (5-2)
17. (17) Bedford (6-1)
18. (19) Perry (7-0)
19. (11) Solon (5-2)
20. (15) St. Vincent-St. Mary (5-2)
21. (22) Olmsted Falls (6-1)
22. (24) Akron East (6-1)
23. (-) Buckeye (7-0)
24. (-) Bay (7-0)
25. (18) Padua (6-1)

Rank	W-L	Mailing City	School	Avg	Level 1	L2	L2 divisor
1	7-0	Cleveland	Saint Ignatius*	25.5491	44.5	190.0	99
2	7-0	Lakewood	St Edward*	22.8983	41.5	168.0	99
3	7-0	Canton	Canton McKinley*	19.4021	42.0	130.0	97
4	6-1	Mentor	Mentor*	17.7071	37.5	123.5	100
5	6-1	Euclid	Euclid*	16.1357	37.0	108.5	100
6	6-1	Stow	Stow-Munroe Falls	15.6643	36.5	104.5	100
7	6-1	Massillon	Jackson	15.3571	30.5	110.0	100
8	6-1	Massillon	Perry	13.8571	34.0	90.0	100
9	5-2	Solon	Solon	12.6286	31.0	82.0	100
10	4-3	Austintown	Austintown-Fitch	8.3571	23.5	49.5	99
11	5-2	Cleveland	Rhodes	6.6017	25.0	30.0	99
12	3-4	Strongsville	Strongsville	6.5000	17.5	40.0	100
13	2-5	Canton	GlenOak	6.2245	12.5	43.5	98
14	3-4	Shaker Heights	Shaker Heights	4.4786	17.0	20.5	100
15	3-4	Berea	Berea-Midpark	3.1714	18.0	6.0	100
16	1-6	Cleveland Heights	Cleveland Heights	2.9278	6.0	20.5	99
17	1-6	Cleveland	John Marshall #	0.7857	5.5	0.0	99

\*Controls own destiny #Mathematically eliminated

## Statewide Division I AP Poll

School	Last Wk.	1st votes	Record	Points
1. Saint Ignatius	(1)	18	6-0	260
2. St. Xavier	(2)	9	6-0	248
3. St. Edward	(3)	-	6-0	212
4. Centerville	(5)	-	6-0	168
5. Toledo Whitmer	(6)	1	6-0	155
6. Canton McKinley	(4)	-	5-0	151
7. Hilliard Bradley	(7)	-	6-0	115
8. Mentor	(8)	-	5-1	52
9. Stow-Munroe Falls	(9)	-	5-1	40
10. Pickerington North (-)	-	-	5-1	19

## This Day in History

Games .....16  
 First Game .....1923  
 Most Recent Game.....2001  
 Saint Ignatius Wins.....11  
 Last Saint Ignatius Win.....2000  
 Saint Ignatius Losses.....5  
 Last Saint Ignatius Loss.....2001

## Games on Oct. 7 (11-5):

1923	vs. U of Detroit Jesuit	W	14-0
1928	vs. Toledo St. John	L	27-0
1933	vs. Erie Cathedral Prep	W	20-7
1940	vs. Holy Name HS	L	19-0
1945	vs. Rhodes HS	W	26-0
1951	vs. West High	L	12-6
1956	vs. Holy Name HS	W	35-0
1961	vs. John Marshall HS	W	6-0
1962	vs. Rhodes HS	W	28-14
1972	vs. Rhodes HS	W	35-0
1979	vs. Lake Catholic HS	W	20-0
1984	vs. St. Edward	L	10-0
1989	vs. St. Edward	W	21-0
1990	vs. St. Edward	W	47-0
2000	vs. St. Edward	W	37-0
2001	vs. St. Edward	L	44-41 OT

## USA TODAY Super 25 Computer Regional Football Rankings

### MIDWEST

Illinois, Indiana, Iowa, Kansas, Kentucky, Michigan, Minnesota, Missouri, Nebraska, North Dakota, Ohio, South Dakota, West Virginia and Wisconsin

1. (3) Trinity (Louisville, KY)
2. (1) Ben Davis (Indianapolis, IN)
3. (6) St. Edward (Lakewood, OH)
4. (2) St. Xavier (Cincinnati, OH)
5. (4) Saint Ignatius (#10 in National Rankings)
6. (5) Dowling (West Des Moines, IA)
7. (-) Martinsburg (West Virginia)
8. (8) Lincoln Way-East (Illinois)
9. (-) Prairie Ridge (Crystal Lake, Illinois)
10. (9) Muskegon (Michigan)

# EDDIE DWYER'S PREVIEW

## By Eddie Dwyer

OHIO CITY - Nine-time state football champion Archbishop Moeller, which is 1-6 all-time versus record 11-time state champion Saint Ignatius, will face the Wildcats under the Friday night lights of Memorial Stadium on the campus of Otterbein University.

Saint Ignatius and Archbishop Moeller, who feature two of the most tradition-rich athletic programs the Buckeye State has to offer, will kick off at 7 pm on Memorial Stadium's Dwight C. Ballenger Field.

In 2014, the Crusaders and the Wildcats began playing at a neutral site. Saint Ignatius defeated Archbishop Moeller, 34-20, at Dublin Coffman Stadium in the fall of 2014 and in 2015, also at Dublin Coffman Stadium, the Crusaders earned their first football triumph over the Wildcats, a 55-52, down-to-the-wire thriller. Moeller entered the 2014 season with back-to-back state championships in 2012 and 2013.

Last season at Otterbein University, Saint Ignatius, behind four touchdowns by quarterback Patrick Ryan '17 (three running and one passing) and a defense that limited Archbishop Moeller to just 15 yards rushing, wore down the Crusaders, 38-7.

Two of the Wildcats' six victories over Archbishop Moeller came in Division I State Championship Games, a 34-28 triumph in 1989 at Ohio Stadium in Columbus and a 38-20 victory in 1993 at Massillon's Paul Brown Tiger Stadium. Those state-title game victories over the Crusaders clinched the first two of Saint Ignatius' three National Titles. The third national crown was awarded in the 'Cats' state-championship season of 1995.

As for Friday's eighth gridiron encounter with "The Men from Moeller," the Crusaders will take Dwight C. Ballenger Field on a three-game losing streak, including a 42-14 loss to the Elder Panthers last Friday night in the legendary atmosphere known as "The Pit." The Wildcats' faithful were introduced to "The Pit" during Saint Ignatius' hard-earned, to say the least, 30-28 Week 5 victory at Elder.

Elder jumped on Moeller early, scoring 21 unanswered points in the first 15 minutes. Junior quarterback Michael Bittner played the game of his young career while running a Panthers' offense that was without talented quarterback Danny Neiman (injury).

Bittner passed for 219 yards, rushed for 81 and laid five touchdowns (three passing and two rushing) on the Crusaders. It was reported by the media on hand in The Pit that Bittner entered the Moeller game with just one touchdown pass while wearing the Royal Purple and White of Elder.

Despite their three-game losing streak and a 3-4 record, the Crusaders will enter Friday's game versus Saint Ignatius as the sixth-ranked team in the Division 1, Region 4 OHSAA Computer Rankings. Under the OHSAA's Harbin playoff format, the top eight teams in each of the state's regions at the end of the regular season qualify for the Regional Quarterfinal Playoffs.

Saint Ignatius (7-0) is the No. 1 program in the Division 1, Region 1 OHSAA Computer Rankings, is currently ranked second to St. Xavier in the latest Associated Press Division I State Poll, and is recognized by USA Today as the fifth-ranked team in the Midwest and the 10th-ranked team in the Super 25 National Computer Poll.

Moeller, whose 4-6 record in 2016 was the first sub-.500 season in its illustrious football history, suffered a tough setback in a Week 5 home game versus the defending Division I State Champions and currently 7-0 Bombers from St. Xavier.

With just over a minute remaining in the first half of St. Xavier's 30-7 victory, Crusaders gifted junior quarterback Miles "Deuce" McBride suffered a leg injury and had to be carried from the field. Before the injury, Miles had produced 17 touchdowns on the season and appeared to be on his way to a big-yardage fall as well. The 6-foot-2, 185-pound McBride helped Moeller to a Division I State Runner-Up finish in basketball last winter. The Crusaders lost to

Massillon Jackson, 39-38, in the state title game.

Mitch McKenzie, a 6-3, 175-pound junior, has, as Saint Ignatius' Hall of Fame Head Coach Chuck Kyle '69 emphasized, done an admirable job as McBride's replacement.

Among Moeller's key ground gainers are 6-0, 205-pound Chrystopher Watkins, who doubles as a linebacker, and the 5-10, 210-pound Colin Thurman. As for the receivers, keep an eye on 6-4, 210-pound senior Jack McCracken and junior R.J. Khayo. Khayo also returns kickoffs and punts.

On the other side of the ball, the Crusaders are led by 6-2, 223-pound junior linebacker Luke Szabados and 6-3, 185-pound senior defensive back Alex Deyhle, who have 57 and 50 tackles, respectively. Both young men have totaled 36 solo tackles.

Ryan Mullaney, a 6-2, 230-pound junior lineman/linebacker, has 32 tackles and 7.5 sacks. Robert Jones, a 6-0, 175-pound senior defensive back, has been in on 36 tackles, including 26 solos, William Hodge, a 6-0, 170-pound senior defensive back, has been involved in 35 tackles with 27 solos, and 6-0, 195-pound sophomore defensive back Joe Toepfer is credited with 23 solo tackles among the 37 he has joined in on.

A TIE THAT TRULY BINDS: Archbishop Moeller's 6-2, 205-pound senior linebacker/wrestler Samuel Wyche is the grandson of former NFL player and former Cincinnati Bengals Head Coach Sam Wyche.

FROM COACH KYLE ON THE 2017 ARCHBISHOP MOELLER CRUSADERS: "We've been fortunate," Coach Kyle said of the success his Wildcats have had versus Moeller. "They're an excellent program and we've made some plays. We have played some good games.

"Last year, I thought that was a big step in our progress," Coach Kyle continued in reference to Saint Ignatius' 38-7 victory over the Crusaders at Otterbein University. "That really gave us a big lift as we went into St. Xavier and then played St. Edward (at the Browns' FirstEnergy Stadium).

"It's a very good football team," emphasized Coach Kyle of what he and his outstanding staff have seen of Moeller on film. "Offensively, their running backs are impressive. They have two of them that are very good and their offensive line works well as a unit. They run the zone play really well.

"Obviously, they have had an injury with the quarterback," said Coach Kyle. "The young man (Mitch McKenzie) who has gone in is getting better and better each week. He got thrown in there part way through the St. Xavier game, but since then he has thrown the ball nicely and is getting more confident.

"Defensively, their line has strong kids and in their pass rush they will commit to some blitzes. They're very good at line games, slants and twists. Last week's game (versus GlenOak) we saw some twisting. We got used to it a little bit, but Moeller does it really well. We have been putting in a lot of work on that, so hopefully we'll step up."

Coach Kyle said his Wildcats are a little banged up, which is not unusual at this point of the season. With the players faithfully doing their treatments, Coach Kyle expects them to be back at it as the later part of the week approaches.

JAYVEES AND FRESHMEN: The Wildcats' 5-1 Junior Varsity Team and 4-3 Freshmen Team are scheduled to face Archbishop Moeller's Freshmen and Jayvees on Saturday at Otterbein University. The Freshmen game is scheduled to kick off at 10 am, followed by the JV game at 11:30 am.

Have a wonderful rest of the week and weekend, and, in the words of The Plain Dealer's late great Stark County Sports Columnist Hymie Williams, "Goodbye until the next time, which will be the best time."

# GLENOAK RECAP

## By Eddie Dwyer

PARMA - Matthew Trickett, who two weeks ago in The Pit at Cincinnati Elder tied Tim Shenk's (Class of 2012) field goal record of 55 yards set against Detroit Cody in the 2011 season, sent his new Saint Ignatius record 59-yard, no-doubter through the uprights in the scoreboard end zone of Byers Field with plenty to spare. Matt's historic kick, which was also the fourth-longest in OHSAA history, came with 2 minutes and 6 seconds remaining in the third quarter and extended the Wildcats' lead to 34-10.

"As soon as I hit the ball and it took off I had a feeling it was definitely on target," said Matt, who opened the scoring against GlenOak on Saturday night in Robert M. Boulton Stadium with a 42-yard field goal.

"I had the wind at my back and it was just a good kick, hold and snap overall," Matt continued in reference to his long snapper, junior Sean Wracher, and his holder, senior wide receiver Nicholas Szubski. "It feels great. Tim Shenk was one of the best kickers, if not the best, to come through Saint Ignatius. It feels really special to be able to do something that nobody else has ever done before at Saint Ignatius."

**CAN YOU HEAR THE THUNDER?:** Adding to how powerful Trickett's record setter was, his holder, Nicholas Szubski, said he knew Matt's one for the all-time record books was good just by the sound it made off the tee.

**FROM WILDCATS HALL OF FAME HEAD COACH CHUCK KYLE '69 ON HIS GIFTED KICKER/PUNTER:** "We all witnessed Matt's 55-yarder at Elder a few weeks ago when there really was no wind," Coach Kyle said. "It was lined up in the middle and with that wind (in Robert M. Boulton Stadium) we decided let's go ahead and launch it."

"He got all of it. I mean he really hit a good one. I am standing there saying I hope it goes straight because it sure had the distance. That was really fun to see."

**THE EARLY GOING:** After Trickett's 42-yard effort staked the now 7-0 Wildcats to a 3-0 lead with 4:01 remaining in the first quarter, GlenOak put together a 7-play, 80-drive that was highlighted by a 51-yard touchdown run down the visitor's sideline of Byers Field by the Golden Eagles' big-play senior quarterback Tate Rhoads. After junior kicker Dean Sarris sent his extra-point kick sailing over the crossbar, GlenOak led, 7-3, with 28 seconds left in the opening quarter.

Rhoads' speed was as advertised. The young man who anchored GlenOak's 4x800 and 4x400 state-qualifying relay teams last spring, proved to be a major problem in space.

The Golden Eagles, who are now 2-5 and in jeopardy of not qualifying for the Division I, Region 1 OHSAA Regional Quarterfinal Playoffs with three regular-season games remaining, saw their early lead on Saturday night to be short-lived.

Saint Ignatius, the top-ranked team in the all-important OHSAA Division I, Region 1 Computer Playoff Rankings and the No. 1 program in the Associated Press Division I State Poll, regained its 3-point advantage on a 37-yard touchdown pass from senior quarterback Danny Alexander to senior wide receiver Sammy Snyder and the ensuing extra point by Trickett with 10:22 to go in the first half. Sammy now has 40 receptions on the season for 755 yards and nine touchdowns.

After the Golden Eagles knotted the score at 10 on a 31-yard field goal by Sarris with 6:41 on the first-half clock, the record 11-time big-school state champion Wildcats stunned GlenOak by scoring off a highlight-reel 66-yard TD pass from Alexander to senior wide receiver and Holy Cross recruit Connor Kennedy with just 20 seconds left in the first half. Following another PAT by Trickett, the Wildcats led, 17-10, at the halftime break.

**A 17-POINT RUN HAS GLENOAK ON ITS HEELS:** Saint Ignatius, which is now 2-0 all-time versus the Golden Eagles on the gridiron, began taking total control after Alexander and Kennedy hooked up



again, this time on a 31-yard TD strike that saw Alexander roll right and fire a seed to Kennedy in the corner of the scoreboard end zone. That score, combined with a 2-yard touchdown run by Alexander, two more PATs by Trickett and Matt's record-setting field goal had the 'Cats sitting pretty late in the third quarter.

GlenOak showed the will one expects from a program that has made eight playoff appearances under its Head Coach Scott Garcia, including three consecutive trips to the OHSAA postseason, by scoring the game's final 10 points off a 6-yard touchdown run by Rhoads, the ensuing extra point by Sarris and Sarris' 32-yard field goal with 2:13 remaining to be played.

**BY THE NUMBERS:** Saint Ignatius had 13 first downs to GlenOak's 11. The Golden Eagles rushed for 181 yards on 41 carries and the Wildcats totaled 157 yards on the ground off 37 rushing attempts.

The total offensive plays and yards showed Saint Ignatius with the edge in yards, 336 to 240. Both teams ran 53 plays.

Rhoads rushed for 109 yards and two TDs on 14 carries and teammate/classmate Michael Rekestis had 54 yards on 21 carries. Junior tailback Jahadage "Bo" Floyd totaled 65 yards on 11 carries for the Wildcats, 'Cats' senior tailback/Captain Mark Bobinski had 54 yards off 12 carries and Alexander finished with 40 yards on 14 rushing attempts.

Through the air, Rhoads was 5-for-11 for 59 yards and Alexander was 6-of-14 for 179 yards. Along with Sammy Snyder's receiving totals that we mentioned earlier in this report, Connor Kennedy totaled 97 yards and two touchdowns off two receptions.

**MORE FROM COACH KYLE:** Coach Kyle said the Wildcats' faithful and football fans in general saw Saturday night how much Connor Kennedy means to his team. Connor was sidelined with an injury during the early part of the season.

"He made some big plays tonight," said Coach Kyle. "That's Connor."

Coach Kyle also pointed out that although Wildcats fans are looking forward to the Week 9 and Week 10 encounters with currently undefeated St. Xavier and unbeaten St. Edward, Saint Ignatius' whole season has been a challenge. As this corner puts it, just ask area powers Archbishop Hoban, Mentor and Euclid who handed them their only setbacks.

**FROM DANNY ALEXANDER:** "Now it takes a little pressure off Jahadage (Floyd) and Mark (Bobinski)," Danny said of Connor Kennedy's return to the lineup. "Connor is going to Holy Cross for a reason. He runs like a 4.4 and is such a great route runner. He gets open, he gets separation and has such great hands. When you hit him in stride, he's going to do something with the ball."

"Connor, Sam (Snyder), (Michael) Drobnick, Nigel Drummond and Max (Pike), we're blessed at Saint Ignatius to have such great receivers. It makes your job as a quarterback so much easier when you're surrounded by great athletes. And I'm also blessed to have such a great line."

**UP NEXT:** The Wildcats will travel to Otterbein University on Friday to face Archbishop Moeller. The kickoff will be 7 pm. Moeller is currently 3-4 and ranked sixth in the Division I, Region 4 Computer Playoff Rankings.



# STATS / OTTERBEIN

## Quick Stats vs. GlenOak Saturday, October 7

Score by Quarters	1	2	3	4	Total
Saint Ignatius	3	14	17	0	34
GlenOak	7	3	0	10	20

### 1st Quarter

04:01 SIHS - Trickett 42 yd field goal  
00:28 GO - Rhoads 51 yd run (Sarris kick)

### 2nd Quarter

10:22 SIHS - Snyder 37 yd pass from Alexander (Trickett kick)  
06:41 GO - Sarris 30 yd field goal  
00:20 SIHS - Kennedy 66 yd pass from Alexander (Trickett kick)

### 3rd Quarter

10:12 SIHS - Kennedy 31 yd pass from Alexander (Trickett kick)  
05:32 SIHS - Alexander 2 yd run (Trickett kick)  
02:06 SIHS - Trickett 59 yd field goal

### 4th Quarter

10:26 GO - Rhoads 6 yd run (Sarris kick)  
02:13 GO - Sarris 32 yd field goal

	SIHS	GO
FIRST DOWNS	13	11
RUSHES-YARDS (NET)	39-157	40-174
PASSING YDS (NET)	179	66
Passes Att-Comp-Int	14-6-2	13-6-0
TOTAL OFF. PLAYS-YARDS	53-336	53-240
Fumble Returns-Yards	0-0	0-0
Punt Returns-Yards	2-17	1-1
Kickoff Returns-Yards	2-14	1-29
Interception Returns-Yards	0-0	2-16
Punts (Number-Avg)	3-26.3	6-36.2
Fumbles-Lost	1-0	1-0
Penalties-Yards	3-24	1-5
Possession Time	24:19	23:41
Third-Down Conversions	5 of 12	3 of 14
Fourth-Down Conversions	1 of 1	1 of 2
Red-Zone Scores-Chances	1-1	3-4
Sacks By: Number-Yards	1-9	5-26

RUSHING: Saint Ignatius- Floyd 11-65 Bobinski 12-54;  
Alexander 14-40; TEAM 2-(-2)  
GlenOak- Rhoads 14-109; Rekstis 21-54; Montgomery 5-11

PASSING: Saint Ignatius- Alexander 6-14-2-179

GlenOak- Rhoads 6-12-0-66

RECEIVING: Saint Ignatius- Snyder 3-73; Kennedy 2-97;

Bobinski 1-9

GlenOak- Forester 2-44; Fleming 2-15; White 1-6;

Stokes 1-1

INTERCEPTIONS: Saint Ignatius- None.

GlenOak- Stokes 1-16; Daniels 1-0

FUMBLES: Saint Ignatius- Eichenberg 1-0

GlenOak- None

Kickoff time: 7:07 PM • End of Game: 9:28 PM •

Total elapsed time: 2:21

Temperature: 79 Wind: SSW 9 mph

Weather: Clear

## MEMORIAL STADIUM (at Otterbein University) vs. Moeller



1 S Grove St, Westerville, OH

Built: 2006

Renovated: 2014

Playing Surface: Artificial Turf

Memorial Stadium underwent a \$2.0 million renovation during the summer of 2014 to install a new turf field and new track. Through generous donations from the Clements Foundation, Roush Foundation, the O Club and many alumni, Otterbein was able to break ground on this special project a year earlier than expected.

Otterbein used three Ohio-based companies for the renovation, hiring MSA Architects (offices in Columbus and Cincinnati), The Motz Group (Cincinnati) and Heiberger Paving (Canal Winchester). The Motz Group installed a state-of-the-art Crossflex HP synthetic surface to replace the natural grass, making Otterbein the first school in Central Ohio to feature the hybrid system. In addition, a 13-millimeter Stobitan running track system was installed.

The \$3.2 million grandstand, built on the same site, was dedicated on Sept. 17, 2006 shortly before Otterbein defeated cross-town rival Capital, 17-14, by scoring on its last two possessions of the game. The grandstand was financed through private funds, raised through the Clements Foundation and the Otterbein OClub, both long-time contributors to athletics and other academic programs at Otterbein. The grandstand (with handicap access) seats 2,400, including a section in the middle with 500 stadium chairs, and a press box with an elevator. The stadium also features state-of-the-art locker rooms, a training room, equipment room, and O Club room.

This venue plays home to the Otterbein football, men's and women's soccer, men's and women's lacrosse, and men's and women's track and field teams. *Photo, text courtesy of the Otterbein Sports Information Dept.*

# LAST SEASON'S GAME

Week Eight:

Saint Ignatius: 38 Moeller: 7

Friday, October 14, 2016

Score by Quarters	1	2	3	4	Total
Saint Ignatius	14	3	14	7	38
Moeller	0	0	7	0	7

## 1st Quarter

06:28 SIHS - Ryan 10 run (Trickett kick)

00:08 SIHS - Ryan 1 run (Trickett kick)

## 2nd Quarter

00:00 SIHS - Trickett 18 field goal

## 3rd Quarter

08:13 SIHS - Ryan 1 run (Trickett kick)

04:37 MOE - Wills 4 pass from Ernst (Capano kick)

01:01 SIHS - Kennedy 42 pass from Ryan (Trickett kick)

## 4th Quarter

10:15 SIHS - Andrews 1 run (Trickett kick)

	SIHS	MOE
FIRST DOWNS	19	15
RUSHES-YARDS (NET)	46-195	19-15
PASSING YDS (NET)	130	199
Passes Att-Comp-Int	10-8-0	34-22-1
TOTAL OFF PLAYS-YARDS	56-325	53-214
Fumble Returns-Yards	0-0	0-0
Punt Returns-Yards	2-9	1-3
Kickoff Returns-Yards	2-14	1-18
Interception Returns-Yards	1-4	0-0
Punts (Number-Avg)	2-44.0	3-36.7
Fumbles-Lost	0-0	3-2
Penalties-Yards	2-31	4-33
Possession Time	24:37	23:23
Third-Down Conversions	6 of 11	5 of 12
Fourth-Down Conversions	1 of 1	0 of 2
Red-Zone Scores-Chances	5-6	1-2
Sacks By: Number-Yards	3-14	2-10

RUSHING: Saint Ignatius- Andrews 17-91; Ryan 16-58; Bobinski 10-42; Pot 1-6; TEAM 2-(-2)

Moeller- Khayo 3-11; Thurman 6-8; Ernst 8-3; Hughes 1-2; Mock 1-(-9)

PASSING: Saint Ignatius-Ryan 8-10-0-130

Moeller- Ernst 22-34-1-199

RECEIVING: Saint Ignatius- Leyden 5-74; Pot 2-14; Kennedy 1-42;

Moeller- Willis 5-42; Khayo 5-9; Dotson 4-42; Thurman 2-52; Mock 2-10;

Horter 1-18; Bates 1-17; McCracken 1-5; Filipowski 1-4

INTERCEPTIONS: Saint Ignatius- Czaja 1-4. Moeller- None.

FUMBLES: Saint Ignatius- None. Moeller- Thurman 2-1; Khayo 1-1

## Pat Ryan guides Wildcats to important win with 4 TDs against Moeller

From Dwight C. Ballenger Field in Memorial Stadium on the campus of Otterbein University: All week long, the scouting reports singled out how Cincinnati Archbishop Moeller's defense was exceptional when it came to defending the run.

Well, you know what? When it comes to defense, the Saint Ignatius Football Wildcats are awfully good at shutting down the run and the pass.

In fact, what it came down to in the Wildcats' thorough 38-7 victory over Archbishop Moeller on Friday night at Smokey Ballenger Field, was Saint Ignatius' ability to do a lot of exceptional things on both sides of the ball.

Under the direction of Hall of Fame Head Coach Chuck Kyle '69, the state's fifth-ranked Division I team jumped on the Fighting Crusaders early and often, and wore down Archbishop Moeller, 38-7.

Eleven-time state champion Saint Ignatius, now 7-1, strengthened its position for what would be the 'Cats' 27th OHSAA playoff appearance since 1988 by limiting the Crusaders to a net 15 yards rushing and a total of 214 yards on 53 plays.

The Wildcats, who were also National Champions in 1989, 1993 and 1995, and a National Runner-Up in 2008, did, in the words of multi-skilled senior quarterback Patrick Ryan and Coach Kyle, play a complete game in the atmosphere-rich facility known as Memorial Stadium.

So complete that it had nine-time state champion Archbishop Moeller on its heels in the first half searching for answers.

Saint Ignatius, which experienced a 55-52 loss to the Crusaders last season that went a long way in preventing the Wildcats from qualifying for the playoffs in 2015, is the team that is on a mission this fall.

The victory by Archbishop Moeller last year was the Crusaders' only triumph in what are now seven meetings with Coach Kyle's 'Cats on the gridiron.

Adam Shibley (Wildcats standout senior linebacker/captain) said we had to play a complete game without turnovers, said Ryan, who is a cousin to former Saint Ignatius All-Ohio linebacker, University of Michigan standout and current Green Bay Packers defensive mainstay Jake Ryan. We're ready for St. Xavier and St. Eds.

The traditional home-and-home Week 9 matchup with another of the Queen City's best, the St. Xavier Bombers, will take place on October 22 at 2 PM on the Bombers' Tom Ballaban Field in St. Xavier Stadium and the 54th meeting with longtime West Side rival and two-time defending Division I state champion St. Edward is Oct. 29 at 6 PM in the Browns' First Energy Stadium.

A victory in either one of those rivalry games should return to the Wildcats to their familiar place in the OHSAA postseason and a sweep would most likely secure a first-round home game.

As for Friday night, Saint Ignatius took the opening kickoff and, behind the passing and running of Ryan, the receiving and authoritative yards after the catch by tough and talented senior tight end/linebacker James Leyden, and the powerful running of senior tailback Jimmy Andrews, marched 93 yards on 12 plays.

Ryan, displaying the exceptional vision that Coach Kyle commented on after the game, scored on a 10-yard keeper over the left side and, following the extra-point kick by junior Matthew Trickett, the 'Cats led, 7-0, with 6:28 remaining in the first quarter.

With hard-nosed veteran defensive linemen Mike Chime and Joe Gibbons setting the tone for Defensive Coordinator Ryan Franzinger '02 with sacks on Archbishop Moeller's first offensive series, the Crusaders were forced to punt from their end zone.

Taking possession at its 45-yard line, Saint Ignatius covered the 55 yards in 10 plays with Ryan doing the honors again, this time on a 1-yard keeper behind the block of All-Ohio senior center/captain and East Carolina recruit John Spellacy.



# #58MILESTOCANTON



On September 17, 1920, seven men, including the legendary Jim Thorpe met in Canton, Ohio to form the American Professional Football Association (APFA), a precursor to today's National Football League.

An early hotbed of football, Canton was selected as the site of the Pro Football Hall of Fame, which opened its doors on September 7, 1963.

Before the Hall of Fame came into existence, Fawcett Stadium was erected in 1938. The facility housed the successful McKinley Bulldogs.

After the Hall of Fame was built in Fawcett's backyard, the stadium hosted the Hall of Fame Game beginning in 1962. The first two Hall of Fame enshrinements took place in Fawcett Stadium, too.

For a period of time in the 1990's and 2000's, Fawcett Stadium hosted the OHSAA's Division I State Championship games. Saint Ignatius football fans became well-acquainted during this time, as the Wildcats played six state title games at Fawcett Stadium.

The Wildcats' third state title in 1991 was played at Fawcett, as the Football Cats defeated Centerville,

24-21. The Wildcats also won titles in 1992, 1999, 2001, 2008, and 2011 in front of adoring Wildcats fans in the historical stadium.

During years in which the Wildcats played at Fawcett, the football program adopted the phrase 58 Miles to Fawcett. The team's 2017 hashtag plays off that theme.

The stadium was renamed Tom Benson Hall of Fame Stadium after its most recent renovation, completed in August 2017. So, the Wildcats retired the phrase 58 Miles to Fawcett.

With the return of the OHSAA State Championship to Canton, the theme #58MilesToCanton has been adopted. The theme will be used on social media, apparel, and other items. After falling short of a state title in 2016, the Wildcats will look to return to Canton in 2017 and claim the program's state record 12th state title.



*Top: The Wildcats' captains (including current Defensive Coordinator Ryan Franzinger, right) line up before the 2001 state title game. Left: Eric Haddad '94 was a key playmaking running back in the 1990s. Right: DE John Day attacks the QB in the 1992 State Championship.*



# 2017 TEAM STATS



## 2017 Saint Ignatius Varsity Football St Ignatius Wildcats Overall Team Statistics (as of Oct 08, 2017) All games



Team Statistics	SIHS	OPP
SCORING	232	116
Points Per Game	33.1	16.6
Points Off Turnovers	59	24
FIRST DOWNS	119	90
Rushing	52	34
Passing	61	47
Penalty	6	9
RUSHING YARDAGE	1065	609
Yards gained rushing	1267	785
Yards lost rushing	202	176
Rushing Attempts	279	199
Average Per Rush	3.8	3.1
Average Per Game	152.1	87.0
TDs Rushing	12	4
PASSING YARDAGE	1357	1264
Comp-Att-Int	82-150-9	98-192-11
Average Per Pass	9.0	6.6
Average Per Catch	16.5	12.9
Average Per Game	193.9	180.6
TDs Passing	14	11
TOTAL OFFENSE	2422	1873
Total Plays	429	391
Average Per Play	5.6	4.8
Average Per Game	346.0	267.6
KICK RETURNS: #-Yards	19-272	8-164
PUNT RETURNS: #-Yards	17-164	3-0
INT RETURNS: #-Yards	11-79	9-89
KICK RETURN AVERAGE	14.3	20.5
PUNT RETURN AVERAGE	9.6	0.0
INT RETURN AVERAGE	7.2	9.9
FUMBLES-LOST	8-4	10-3
PENALTIES-Yards	37-323	21-205
Average Per Game	46.1	29.3
PUNTS-Yards	26-971	45-1468
Average Per Punt	37.3	32.6
Net punt average	35.8	28.5
KICKOFFS-Yards	47-2777	26-1225
Average Per Kick	59.1	47.1
Net kick average	39.4	32.8
TIME OF POSSESSION/Game	25:39	22:21
3RD-DOWN Conversions	40/94	20/89
3rd-Down Pct	43%	22%
4TH-DOWN Conversions	1/1	8/11
4th-Down Pct	100%	73%
SACKS BY-Yards	19-103	19-88
MISC YARDS	0	48
TOUCHDOWNS SCORED	28	15
FIELD GOALS-ATTEMPTS	12-16	4-6
ON-SIDE KICKS	0-0	0-0
RED-ZONE SCORES	(22-28) 79%	(14-17) 82%
RED-ZONE TOUCHDOWNS	(15-28) 54%	(10-17) 59%
PAT-ATTEMPTS	(28-28) 100%	(14-15) 93%
ATTENDANCE	12142	15546
Games/Avg Per Game	4/3036	3/5182
Neutral Site Games		0/0

Score by Quarters	1st	2nd	3rd	4th	OT	Total
St Ignatius Wildcats	51	76	72	33	0	232
Opponents	21	37	28	30	0	116

# 2017 COMBINED STATS



## 2017 Saint Ignatus Varsity Football St Ignatus Wildcats Combined Team Statistics (as of Oct 08, 2017) All games



Date	Opponent	Score	Att.
Aug 24, 2017	at Archbishop Hoban	W 17-3	3500
Sept 1, 2017	at Mentor High School	W 41-31	8363
Sept 9, 2017	EUCLID HIGH SCHOOL	W 34-20	2863
Sept 15 2017	DETROIT CATHOLIC CEN	W 38-7	3628
Sept 23 2017	at Cincinnati Elder	W 30-28	3683
Sept 30 2017	NORTH-CLARKSON	W 38-7	2368
Oct 7, 2017	CANTON GLENOAK	W 34-20	3283
Oct 13, 2017	vs Archbishop Moeller		
Oct 21, 2017	ST. XAVIER		
Oct 28, 2017	at ed		

Rushing	gp	att	gain	loss	net	avg	td	lg	avg/g
Mark Bobinski	7	129	578	59	519	4.0	5	31	74.1
Jahadge Floyd	6	55	373	3	370	6.7	4	72	61.7
D. Alexander	5	49	233	75	158	3.2	2	22	31.6
Kyle Hall	5	24	64	31	33	1.4	0	12	6.6
Jack Welcsh	2	1	4	0	4	4.0	0	4	2.0
Michael Mangan	2	2	4	0	4	2.0	0	4	2.0
Samuel Snyder	7	1	1	0	1	1.0	0	1	0.1
A. Phillips, Jr	3	1	0	0	0	0.0	0	0	0.0
Total	7	279	1267	202	1065	3.8	12	72	152.1
Opponents	7	199	785	176	609	3.1	4	51	87.0

Passing	gp	effc	comp-att-int	pct	yds	td	lg	avg/g
Kyle Hall	5	122.48	52-96-7	54.2	751	5	57	150.2
D. Alexander	5	205.01	30-52-2	57.7	606	9	66	121.2
P. Delahunty	1	0.00	0-2-0	0.0	0	0	0	0.0
Total	7	149.46	82-150-9	54.7	1357	14	66	193.9
Opponents	7	113.79	98-192-11	51.0	1264	11	53	180.6

Receiving	gp	no.	yds	avg	td	lg	avg/g
Samuel Snyder	7	40	755	18.9	9	57	107.9
M. Drobnick	5	11	187	17.0	2	35	37.4
Mark Bobinski	7	11	63	5.7	0	31	9.0
Maxwell Pike	6	8	91	11.4	1	34	15.2
Connor Kennedy	3	5	154	30.8	2	66	51.3
N. Drummond II	5	4	47	11.8	0	14	9.4
Jahadge Floyd	6	2	51	25.5	0	29	8.5
Zach LaPorte	1	1	9	9.0	0	9	9.0
Total	7	82	1357	16.5	14	66	193.9
Opponents	7	98	1264	12.9	11	53	180.6

Field Goals	fg	pct.	01-19	20-29	30-39	40-49	50-99	lg	blk
M. Trickett	12-16	75.0	0-0	1-1	2-3	7-8	2-4	59	1

Scoring	td	fg	kick	rush	rcv	pass	dxp	saf	pts
M. Trickett	-	12-16	26-26	-	-	-	-	-	62
Samuel Snyder	9	-	-	-	-	-	-	-	54
Mark Bobinski	5	-	-	-	-	-	-	-	30
Jahadge Floyd	4	-	-	-	-	-	-	-	24
Connor Kennedy	2	-	-	-	-	-	-	-	12
D. Alexander	2	-	-	-	-	-	-	-	12
M. Drobnick	2	-	-	-	-	-	-	-	12
Jett Elad	1	-	-	-	-	-	-	-	6
Daniel Scelza	1	-	-	-	-	-	-	-	6
William Corte	1	-	-	-	-	-	-	-	6
Maxwell Pike	1	-	-	-	-	-	-	-	6
Drew Alessandro	-	-	2-2	-	-	-	-	-	2
Total	28	12-16	28-28	-	-	-	-	-	232
Opponents	15	4-6	14-15	-	-	-	-	-	116

Record:	Overall	Home	Away	Neutral
All games	7-0	4-0	3-0	0-0
Conference	0-0	0-0	0-0	0-0
Non-Conference	7-0	4-0	3-0	0-0

Team Statistics	SIHS	OPP
FIRST DOWNS	119	90
Rushing	52	34
Passing	61	47
Penalty	6	9
RUSHING YARDAGE	1065	609
Rushing Attempts	279	199
Average Per Rush	3.8	3.1
Average Per Game	152.1	87.0
TDs Rushing	12	4
PASSING YARDAGE	1357	1264
Comp-Att-Int	82-150-9	98-192-11
Average Per Pass	9.0	6.6
Average Per Catch	16.5	12.9
Average Per Game	193.9	180.6
TDs Passing	14	11
TOTAL OFFENSE	2422	1873
Average Per Play	5.6	4.8
Average Per Game	346.0	267.6
KICK RETURNS: #Yards	19-272	8-164
PUNT RETURNS: #Yards	17-164	3-0
INT RETURNS: #Yards	11-79	9-89
FUMBLES-LOST	8-4	10-3
PENALTIES-Yards	37-323	21-205
PUNTS-AVG	26-37.3	45-32.6
TIME OF POSSESSION/Game	25:39	22:21
3RD-DOWN Conversions	40/94	20/89
4TH-DOWN Conversions	1/1	8/11

Interceptions	no.	yds	avg	td	lg
Cameron Toppin	4	29	7.2	0	29
Justin Sands	2	-9	-4.5	0	0
Daniel Scelza	2	26	13.0	0	26
Aidan Rechin	1	3	3.0	0	3
M. Viancourt	1	4	4.0	0	4
Jett Elad	1	26	26.0	1	26

Punting	no.	yds	avg	lg	tb	fc	i20	50+	blk
M. Trickett	23	901	39.2	61	2	10	5	2	1
Patrick Otter	2	68	34.0	34	0	2	0	0	0
TEAM	1	2	2.0	2	0	0	0	0	0

Punt Returns	no.	yds	avg	td	lg
Samuel Snyder	10	84	8.4	0	28
N. Drummond II	6	53	8.8	0	14
C. Velotta, Jr.	1	27	27.0	0	0
Daniel Scelza	0	0	0.0	1	0
Total	17	164	9.6	1	28
Opponents	3	0	0.0	0	1

Kick Returns	no.	yds	avg	td	lg
Cameron Toppin	8	133	16.6	0	36
Connor Cmiel	4	82	20.5	0	28
T. Eichenberg	3	23	7.7	0	14
A. Phillips, Jr	2	25	12.5	0	13
Luke Cooper	1	9	9.0	0	9
M. Drobnick	1	0	0.0	0	0

# 2017 DEFENSIVE STATS



## 2017 Saint Ignatus Varsity Football St Ignatus Wildcats Overall Defensive Statistics (as of Oct 08, 2017) All games



#	Defensive Leaders	gp	Tackles				Sacks no-yds	Pass defense			Fumbles		blkd	
			ua	a	tot	tfl/yds		int-yds	brup	qbh	rcv-yds	ff	kick	saf
47	Logan Joyce	7	23	28	37.0	14.0-39	2.0-8	.	.	6	2-0	.	.	.
45	T. Eichenberg	7	21	24	33.0	10.5-53	3.0-22	.	3	5	.	.	.	.
48	M. Viancourt	6	19	13	25.5	5.0-12	.	1-4	2	1	1-0	.	.	.
4	Cameron Toppin	7	22	6	25.0	.	.	4-29	4	.	.	.	1	.
58	Andrew Keirn	7	13	23	24.5	7.0-20	1.5-11	.	.	4	.	1	.	.
37	Daniel Scelza	7	13	12	19.0	5.0-8	.	2-26	3	.	.	.	.	.
8	Justin Sands	7	13	9	17.5	1.5-9	1.0-8	2--9	4	.	.	.	.	.
30	Jett Elad	5	13	3	14.5	.	.	1-26	5	.	.	.	.	.
94	Bradley Andrich	6	7	13	13.5	2.0-3	1.0-2	.	.	1	.	2	.	.
33	Aidan Gill	6	7	8	11.0	5.0-33	4.5-33	.	.	2	.	.	.	.
63	Zachary McMahan	7	6	9	10.5	2.5-5	1.5-4	.	.	3	.	1	.	.
28	M Corrigan-Mook	4	9	.	9.0	.	.	.	1	.	.	.	.	.
25	M. Puhalsky	3	5	3	6.5	.	.	.	.	.	.	.	.	.
35	Tommy Grosel	5	6	.	6.0	1.0-2	1.0-2	.	.	.	.	.	.	.
44	C. Velotta, Jr.	5	5	2	6.0	0.5-0	.	.	.	.	.	.	1	.
41	John Wetula	3	4	.	4.0	.	.	.	.	.	.	.	.	.
86	Aidan Wells	4	1	5	3.5	0.5-2	0.5-2	.	.	.	.	.	.	.
70	Darian Kinnard	4	2	1	2.5	.	.	.	.	.	.	.	.	.
6	Connor Cmiel	4	2	1	2.5	.	.	.	.	.	.	.	.	.
97	G. Liberatore	2	2	1	2.5	1.5-3	1.5-3	.	.	.	.	.	.	.
95	Sean Wracher	2	2	.	2.0	.	.	.	.	.	.	1	.	.
3	Samuel Snyder	7	2	.	2.0	.	.	.	.	.	.	.	.	.
10	Andrew Chalhoub	2	1	2	2.0	.	.	.	.	.	.	.	.	.
7	N. Drummond II	5	1	1	1.5	.	.	.	.	.	.	.	.	.
65	John Jamieson	5	.	3	1.5	1.0-2	.	.	.	.	.	.	.	.
59	Colin Burns	2	1	1	1.5	1.0-7	1.0-7	.	.	.	.	1	.	.
5	Nasir Carter	3	1	1	1.5	0.5-1	.	.	.	.	.	.	.	.
29	Declan Boldy	1	1	.	1.0	.	.	.	.	.	.	1	.	.
78	Seamus Cooney	1	1	.	1.0	.	.	.	.	.	.	.	.	.
51	Connor Francz	1	1	.	1.0	.	.	.	.	.	.	.	.	.
50	Kyle Sullivan	1	1	.	1.0	.	.	.	.	.	.	.	.	.
46	Jack Welcsh	2	1	.	1.0	.	.	.	.	.	.	.	.	.
82	Alexander Schum	2	1	.	1.0	.	.	.	.	.	.	.	.	.
53	Meguerditchian	2	1	.	1.0	.	.	.	.	.	.	.	.	.
2	M. Trickett	7	1	.	1.0	.	.	.	.	.	.	.	.	.
TM	TEAM	7	1	.	1.0	1.0-4	.	.	.	.	.	1	.	.
9	Xavier Curtis	1	.	1	0.5	.	.	.	.	.	.	.	.	.
68	Tobias Engel	1	.	1	0.5	.	.	.	.	.	.	.	.	.
54	J. Ockunzzi	2	.	1	0.5	0.5-1	0.5-1	.	.	1	.	.	.	.
16	Maxwell Pike	6	.	1	0.5	.	.	.	.	.	.	.	.	.
43	Nathan Previts	1	.	1	0.5	.	.	.	.	.	.	.	.	.
31	Aidan Rechin	1	.	.	.	.	.	1-3	1	.	.	.	.	.
Total		7	210	174	297.0	60-204	19-103	11-79	23	23	3-0	8	2	.
Opponents		7	325	72	361.0	56-213	19-88	9-89	18	8	4-0	7	2	.



# 2017 LONG PLAYS / RED ZONE



## 2017 Saint Ignatius Varsity Football St Ignatius Wildcats - Long Plays



### 20-YARD PLUS PLAYS

Yds	Type	Player(s)	Opponent
72*	Rush	Jahadge Floyd	Detroit Catholic Cen
66*	Pass	Connor Kennedy from D. Alexander	Canton GlenOak
57	Pass	Samuel Snyder from Kyle Hall	Archbishop Hoban
50*	Pass	Samuel Snyder from D. Alexander	Cincinnati Elder
50	Pass	Samuel Snyder from D. Alexander	Cincinnati Elder
45*	Pass	Samuel Snyder from D. Alexander	Detroit Catholic Cen
37	Pass	Samuel Snyder from Kyle Hall	Mentor High School
37*	Pass	Samuel Snyder from D. Alexander	Canton GlenOak
36	KR	Cameron Toppin	North-Clarkson
35	Pass	M. Drobnick from Kyle Hall	Mentor High School
34*	Pass	Maxwell Pike from Kyle Hall	Archbishop Hoban
34*	Pass	Samuel Snyder from D. Alexander	North-Clarkson
31	Rush	Mark Bobinski	Cincinnati Elder
31	Pass	Mark Bobinski from Kyle Hall	Mentor High School
31*	Pass	Connor Kennedy from D. Alexander	Canton GlenOak
30	Rush	Mark Bobinski	Mentor High School
29	Pass	Jahadge Floyd from Kyle Hall	Mentor High School
29	Pass	Samuel Snyder from D. Alexander	Canton GlenOak
29	INT	Cameron Toppin	Archbishop Hoban
28	Pass	M. Drobnick from D. Alexander	Cincinnati Elder
28	PR	Samuel Snyder	North-Clarkson
28*	Pass	Samuel Snyder from Kyle Hall	Mentor High School
28	KR	Connor Cmiel	Cincinnati Elder
28	Pass	Connor Kennedy from Kyle Hall	Mentor High School
26	INT	Daniel Scelza	Mentor High School
26*	INT	Jett Elad	Euclid High School
26	Pass	Samuel Snyder from Kyle Hall	Archbishop Hoban
26	Rush	Jahadge Floyd	Canton GlenOak
26	Rush	Mark Bobinski	Euclid High School
25	Rush	Mark Bobinski	Euclid High School
24*	Pass	Samuel Snyder from Kyle Hall	Mentor High School
24*	Pass	Samuel Snyder from D. Alexander	North-Clarkson
22	Pass	Jahadge Floyd from Kyle Hall	North-Clarkson
22	Rush	D. Alexander	Canton GlenOak
22	Rush	D. Alexander	Cincinnati Elder
21	KR	Connor Cmiel	Cincinnati Elder
21	KR	Connor Cmiel	Detroit Catholic Cen
20	Pass	Samuel Snyder from Kyle Hall	Euclid High School
20	Pass	Samuel Snyder from D. Alexander	North-Clarkson
20	Rush	Mark Bobinski	Canton GlenOak

\* touchdown scored on play

### LONG PLAYS BY THE NUMBERS

Long Plays By Yards	No.	TD
100+	0	0
90-99	0	0
80-89	0	0
70-79	1	1
60-69	1	1
50-59	3	1
40-49	1	1
30-39	10	4
20-29	24	4

### Long Plays By Type

	No.	TD
Rushing	9	1
Passing	23	10
Punt returns	1	0
Kick returns	4	0
Interceptions	3	1
Fumble returns	0	0
Other	0	0
TOTAL	40	12

### 20-YARD PLUS BY PLAYER

Player	No.	TD	R	P	KR	PR	IR	FR
Samuel Snyder	15	7	0	14	0	1	0	0
Mark Bobinski	6	0	5	1	0	0	0	0
Jahadge Floyd	4	1	2	2	0	0	0	0
Connor Kennedy	3	2	0	3	0	0	0	0
Connor Cmiel	3	0	0	0	3	0	0	0
M. Drobnick	2	0	0	2	0	0	0	0
Cameron Toppin	2	0	0	0	1	0	1	0
D. Alexander	2	0	2	0	0	0	0	0
Jett Elad	1	1	0	0	0	0	1	0
Maxwell Pike	1	1	0	1	0	0	0	0
Daniel Scelza	1	0	0	0	0	0	1	0
TOTAL	40	12	9	23	4	1	3	0

### LONGEST PLAYS OF THE YEAR

**Rushing**  
72 Jahadge Floyd vs Detroit Catholic Cen (9/15)

**Rushing Touchdown**  
72 Jahadge Floyd vs Detroit Catholic Cen (9/15)

**Passing**  
66 Connor Kennedy from D. Alexander  
vs Canton GlenOak (10/7/2017)

**Passing Touchdown**  
66 Connor Kennedy from D. Alexander  
vs Canton GlenOak (10/7/2017)

**Punt Return**  
28 Samuel Snyder vs North-Clarkson (9/30)

**Kick Return**  
36 Cameron Toppin vs North-Clarkson (9/30)

**Interception Return**  
29 Cameron Toppin vs Archbishop Hoban (8/24/2017)

**Fumble Return**  
None

**Punt**  
61 M. Trickett vs Euclid High School (9/9/2017)

**Field Goal**  
59 M. Trickett vs Canton GlenOak (10/7/2017)

# 2017 "MONEY" PLAYS



## 2017 Saint Ignatus Varsity Football St Ignatus Wildcats - "Money" Plays



Money plays are defined as plays resulting in first down or a touchdown

<b>MONEY RUSHERS</b>	<b>1st</b>	<b>TD</b>	<b>No.</b>	<b>Att</b>
Mark Bobinski	19	5	23	129
Jahadge Floyd	15	4	17	55
D. Alexander	12	2	14	37
Kyle Hall	6	0	6	17
<b>TOTALS</b>	<b>52</b>	<b>11</b>	<b>60</b>	<b>260</b>

<b>MONEY RECEPTIONS</b>	<b>1st</b>	<b>TD</b>	<b>No.</b>	<b>Rec</b>
Samuel Snyder	36	9	36	40
M. Drobnick	9	2	9	11
Connor Kennedy	5	2	5	5
N. Drummond II	4	0	4	4
Maxwell Pike	3	1	3	8
Jahadge Floyd	2	0	2	2
Mark Bobinski	1	0	1	11
Zach LaPorte	1	0	1	1
<b>TOTALS</b>	<b>61</b>	<b>14</b>	<b>61</b>	<b>82</b>

<b>1ST DOWN MONEY RUSHERS</b>	<b>1st</b>	<b>TD</b>	<b>No.</b>	<b>Att</b>
Mark Bobinski	8	4	12	80
Jahadge Floyd	4	2	5	31
D. Alexander	3	1	4	14
Kyle Hall	1	0	1	8
<b>TOTALS</b>	<b>16</b>	<b>7</b>	<b>22</b>	<b>145</b>

<b>1ST DOWN MONEY RECEPTIONS</b>	<b>1st</b>	<b>TD</b>	<b>No.</b>	<b>Rec</b>
Samuel Snyder	10	3	10	11
M. Drobnick	2	0	2	3
Connor Kennedy	2	2	2	2
N. Drummond II	1	0	1	1
Mark Bobinski	1	0	1	5
<b>TOTALS</b>	<b>16</b>	<b>5</b>	<b>16</b>	<b>23</b>

<b>2ND DOWN MONEY RUSHERS</b>	<b>1st</b>	<b>TD</b>	<b>No.</b>	<b>Att</b>
Jahadge Floyd	9	2	10	20
Mark Bobinski	6	0	6	40
D. Alexander	5	0	5	11
<b>TOTALS</b>	<b>20</b>	<b>2</b>	<b>21</b>	<b>81</b>

<b>2ND DOWN MONEY RECEPTIONS</b>	<b>1st</b>	<b>TD</b>	<b>No.</b>	<b>Rec</b>
Samuel Snyder	15	4	15	17
M. Drobnick	2	1	2	2
Connor Kennedy	2	0	2	2
Jahadge Floyd	2	0	2	2
<b>TOTALS</b>	<b>21</b>	<b>5</b>	<b>21</b>	<b>31</b>

<b>3RD DOWN MONEY RUSHERS</b>	<b>1st</b>	<b>TD</b>	<b>No.</b>	<b>Att</b>
Kyle Hall	5	0	5	7
Mark Bobinski	5	1	5	9
D. Alexander	4	1	5	12
Jahadge Floyd	1	0	1	3
<b>TOTALS</b>	<b>15</b>	<b>2</b>	<b>16</b>	<b>33</b>

<b>3RD DOWN MONEY RECEPTIONS</b>	<b>1st</b>	<b>TD</b>	<b>No.</b>	<b>Rec</b>
Samuel Snyder	11	2	11	12
M. Drobnick	5	1	5	6
N. Drummond II	3	0	3	3
Maxwell Pike	3	1	3	3
Connor Kennedy	1	0	1	1
Zach LaPorte	1	0	1	1
<b>TOTALS</b>	<b>24</b>	<b>4</b>	<b>24</b>	<b>28</b>

<b>4TH DOWN MONEY RUSHERS</b>	<b>1st</b>	<b>TD</b>	<b>No.</b>	<b>Att</b>
Jahadge Floyd	1	0	1	1
<b>TOTALS</b>	<b>1</b>	<b>0</b>	<b>1</b>	<b>1</b>

<b>4TH DOWN MONEY RECEPTIONS</b>	<b>1st</b>	<b>TD</b>	<b>No.</b>	<b>Rec</b>
<b>TOTALS</b>	<b>0</b>	<b>0</b>	<b>0</b>	<b>0</b>

# MOELLER TEAM STATS



## 2017 Archbishop Moeller Football Archbishop Moeller Overall Team Statistics (as of Oct 11, 2017) All games



Team Statistics	MOELLER	OPP
SCORING	210	179
Points Per Game	30.0	25.6
Points Off Turnovers	62	22
FIRST DOWNS	93	126
Rushing	39	55
Passing	49	64
Penalty	5	7
RUSHING YARDAGE	754	937
Yards gained rushing	873	1174
Yards lost rushing	119	237
Rushing Attempts	192	245
Average Per Rush	3.9	3.8
Average Per Game	107.7	133.9
TDs Rushing	7	10
PASSING YARDAGE	1352	1432
Comp-Att-Int	92-142-4	120-177-8
Average Per Pass	9.5	8.1
Average Per Catch	14.7	11.9
Average Per Game	193.1	204.6
TDs Passing	20	13
TOTAL OFFENSE	2106	2369
Total Plays	334	422
Average Per Play	6.3	5.6
Average Per Game	300.9	338.4
KICK RETURNS: #-Yards	18-426	33-674
PUNT RETURNS: #-Yards	11-141	7-73
INT RETURNS: #-Yards	8-134	4-57
KICK RETURN AVERAGE	23.7	20.4
PUNT RETURN AVERAGE	12.8	10.4
INT RETURN AVERAGE	16.8	14.2
FUMBLES-LOST	4-2	5-3
PENALTIES-Yards	25-189	31-269
Average Per Game	27.0	38.4
PUNTS-Yards	28-1023	29-1002
Average Per Punt	36.5	34.6
Net punt average	33.9	27.6
KICKOFFS-Yards	39-1924	32-1458
Average Per Kick	49.3	45.6
Net kick average	30.0	25.4
TIME OF POSSESSION/Game	21:36	26:24
3RD-DOWN Conversions	25/70	35/83
3rd-Down Pct	36%	42%
4TH-DOWN Conversions	8/11	7/12
4th-Down Pct	73%	58%
SACKS BY-Yards	17-133	6-33
MISC YARDS	0	0
TOUCHDOWNS SCORED	29	25
FIELD GOALS-ATTEMPTS	3-3	2-2
ON-SIDE KICKS	0-0	0-1
RED-ZONE SCORES	(16-19) 84%	(17-21) 81%
RED-ZONE TOUCHDOWNS	(14-19) 74%	(16-21) 76%
PAT-ATTEMPTS	(25-26) 96%	(23-24) 96%
ATTENDANCE	15000	19000
Games/Avg Per Game	3/5000	4/4750
Neutral Site Games		0/0

Score by Quarters	1st	2nd	3rd	4th	OT	Total
Archbishop Moeller	72	95	17	26	0	210
Opponents	42	40	55	42	0	179

# MOELLER INDIVIDUAL STATS



## 2017 Archbishop Moeller Football Archbishop Moeller Overall Individual Statistics (as of Oct 11, 2017) All games



<b>Rushing</b>	<b>gp-gs</b>	<b>att</b>	<b>gain</b>	<b>loss</b>	<b>net</b>	<b>avg</b>	<b>td</b>	<b>lg</b>	<b>avg/g</b>
Chrystopher Watkins	7-3	70	337	19	318	4.5	3	33	45.4
Colin Thurman	6-3	43	254	6	248	5.8	2	55	41.3
Miles McBride	5-5	30	173	37	136	4.5	1	60	27.2
RJ Khayo	7-6	10	57	2	55	5.5	0	17	7.9
Justin Ross	2-0	2	13	0	13	6.5	0	7	6.5
Joe Craft	6-0	5	11	3	8	1.6	0	5	1.3
Aidan Dahm	1-0	1	5	0	5	5.0	0	5	5.0
Pete Baker	6-1	8	9	4	5	0.6	0	3	0.8
Caden Clark	5-5	1	0	0	0	0.0	0	0	0.0
Julian Berry	1-0	3	1	3	-2	-0.7	0	1	-2.0
Mitch McKenzie	5-1	10	13	15	-2	-0.2	1	5	-0.4
Carrington Valentine	7-0	3	0	8	-8	-2.7	0	0	-1.1
TEAM	6-0	6	0	22	-22	-3.7	0	0	-3.7
Total	7	192	873	119	754	3.9	7	60	107.7
Opponents	7	245	1174	237	937	3.8	10	50	133.9

<b>Passing</b>	<b>gp-gs</b>	<b>effic</b>	<b>comp-att-int</b>	<b>pct</b>	<b>yds</b>	<b>td</b>	<b>lg</b>	<b>avg/g</b>
Miles McBride	5-5	244.11	58-78-2	74.4	956	17	95	191.2
Mitch McKenzie	5-1	114.32	34-64-2	53.1	396	3	52	79.2
Total	7	185.61	92-142-4	64.8	1352	20	95	193.1
Opponents	7	150.95	120-177-8	67.8	1432	13	52	204.6

<b>Receiving</b>	<b>gp-gs</b>	<b>no.</b>	<b>yds</b>	<b>avg</b>	<b>td</b>	<b>lg</b>	<b>avg/g</b>
RJ Khayo	7-6	35	355	10.1	3	56	50.7
Jack McCracken	7-0	18	342	19.0	8	63	48.9
Brendan Bates	7-6	13	169	13.0	4	36	24.1
Eric Wills	7-6	11	270	24.5	4	95	38.6
Carrington Valentine	7-0	4	86	21.5	1	32	12.3
Caden Clark	5-5	4	62	15.5	0	23	12.4
Colin Thurman	6-3	4	9	2.2	0	12	1.5
Chrystopher Watkins	7-3	2	53	26.5	0	52	7.6
Adam Riesenberger	1-0	1	6	6.0	0	6	6.0
Total	7	92	1352	14.7	20	95	193.1
Opponents	7	120	1432	11.9	13	52	204.6

<b>Punt Returns</b>	<b>no.</b>	<b>yds</b>	<b>avg</b>	<b>td</b>	<b>lg</b>
RJ Khayo	9	106	11.8	0	53
Michael Filipowski	1	23	23.0	0	0
Pete Baker	1	12	12.0	0	12
Total	11	141	12.8	0	53
Opponents	7	73	10.4	0	42










<b>Interceptions</b>	<b>no.</b>	<b>yds</b>	<b>avg</b>	<b>td</b>	<b>lg</b>
BJ Hendrix	2	43	21.5	1	24
Robert Jones	1	4	4.0	0	4
Pete Baker	1	26	26.0	0	26
Braedon Junker	1	0	0.0	0	0
Michael Filipowski	1	15	15.0	0	15
Eric Wills	1	19	19.0	0	19
Luke Szabados	1	27	27.0	0	27
Total	8	134	16.8	1	27
Opponents	4	57	14.2	0	25

<b>Kick Returns</b>	<b>no.</b>	<b>yds</b>	<b>avg</b>	<b>td</b>	<b>lg</b>
RJ Khayo	10	293	29.3	1	88
Carrington Valentine	7	124	17.7	0	21
Joe Craft	1	9	9.0	0	9
Total	18	426	23.7	1	88
Opponents	33	674	20.4	2	95

<b>Fumble Returns</b>	<b>no.</b>	<b>yds</b>	<b>avg</b>	<b>td</b>	<b>lg</b>
Total	0	0	0.0	0	0
Opponents	0	0	0.0	0	0



# 2017 COMPOSITE SCHEDULE

Opponent	Aug 24/25/26	Sept 1/2	Sept 5/8/9	Sept 15/16/17	Sept 22/23/24	Sept 29 / 30	Oct 6/7	Oct 13/14/15	Oct 20/21/22	Oct 27/28/29
Archbishop Hoban KNIGHTS		Cardinal Mooney .CARDINALS W, 31-13	Ursuline FIGHTING IRISH W, 49-0	West Toronto Prep W, 41-0	St. Vincent-St. Mary FIGHTING IRISH W, 21-7	Lake Catholic COUGARS W, 52-20	Padua BRUINS W, 49-10	Walsh Jesuit WARRIORS	Notre Dame-Cathedral Latin LIONS	Benedictine BENGALS
Mentor CARDINALS	Massillon Washington TIGERS W, 49-14		Glenville TARBLOODERS W, 38-15	Strongsville MUSTANGS W, 42-27	Brunswick BLUE DEVILS W, 62-0	Medina BEES W, 49-14	Shaker Hts RED RAIDERS W, 45-27	Solon COMETS	Euclid PANTHERS	Elyria PIONEERS
Euclid PANTHERS	Glenville TARBLOODERS W, 39-21	Aurora GREENMEN W, 27-21		Medina BEES W, 34-7	Elyria PIONEERS W, 54-28	Strongsville MUSTANGS W, 38-30	Solon COMETS W, 33-28	Brunswick BLUE DEVILS	Mentor CARDINALS	Shaker Hts RED RAIDERS
Novi (MI) Detroit Catholic Central SHAMROCKS	Sterling Heights (MI) Stevenson TITANS W, 36-0	Toledo Whitmer PANTHERS L, 14-7	University of Detroit Jesuit CUBS W, 28-18		Bloomfield Hills (MI) Brother Rice WARRIORS W, 27-23	Dayton Dunbar WOLVERINES W, 56-32	Orchard Lake (MI) Saint Mary's Prep EAGLES W, 20-3	Warren (MI) De La Salle PILOTS		
Elder PANTHERS	Lakota West FIREBIRDS W, 21-7	Oak Hill HIGHLANDERS W, 41-12	Gahanna Lincoln GOLDEN LIONS W, 27-23	St. Edward EAGLES L, 40-7		Cincinnati St. Xavier BOMBERS L, 14-6	Cincinnati Archbishop Moeller CRUSADERS W, 42-14	Winton Woods WARRIORS	International School of Broward (FL) PUMAS	Cincinnati LaSalle LANCERS
Clarkson FOOTBALL NORTH	Pickerington North PANTHERS L, 40-7	Cleveland Heights TIGERS W, 31-6	Huber Heights Wayne WARRIORS L, 34-21	Erie McDowell TROJANS W, 35-28	Lorain TITANS L, 42-21		OPEN	St. Xavier BOMBERS	Cheshire Academy (CT) CATS	Warren G. Harding RAIDERS
Canton GlenOak EAGLES	Toledo Whitmer PANTHERS L, 38-24	Massillon Washington TIGERS L, 24-10	St. Thomas More (ONT, CAN) W, 39-0	Hoover VIKINGS W, 38-27	Green BULLDOGS L, 15-13	Jackson POLAR BEARS L, 41-24		McKinley BULLDOGS	Lake BLUE STREAKS	Massillon Perry PANTHERS
Cincinnati Archbishop Moeller CRUSADERS	Hamilton BIG BLUE W, 42-7	Louisville Trinity (KY) SHAMROCKS L, 38-30	Scott County (KY) CARDINALS W, 38-28	Lexington Lafayette (KY) GENERALS W, 55-6	Cincinnati St. Xavier BOMBERS L, 30-7	Cincinnati LaSalle LANCERS L, 28-24	Cincinnati Elder PANTHERS L, 42-14		St. Edward EAGLES	Winton Woods WARRIORS
Cincinnati St. Xavier BOMBERS	Hinsdale (IL) RED DEVILS W, 43-14	Cincinnati Colerain CARDINALS W, 20-17	Walnut Hills EAGLES W, 50-7	Indianapolis (IN) Cathedral FIGHTING IRISH W, 31-7	Cincinnati Archbishop Moeller CRUSADERS W, 30-7	Cincinnati Elder PANTHERS W, 14-6	Cincinnati LaSalle LANCERS W, 42-7	Clarkson (ONT, CA) FOOTBALL NORTH		Louisville (KY) St. Xavier Tigers
St. Edward EAGLES	Erie McDowell TROJANS W, 40-10	Glenville TARBLOODERS W, 41-6	Washington, D.C. Woodson WARRIORS W, 45-20	Cincinnati Elder PANTHERS W, 40-7	Buchtel GRIFFINS W, 36-0	Naperville (IL) Central REDHAWKS W, 34-24	Cathedral (IN) FIGHTING IRISH W, 38-10	Canada Prep Academy RAIDERS	Cincinnati Archbishop Moeller CRUSADERS	