


# How to get text messages

River Falls Girls Basketball

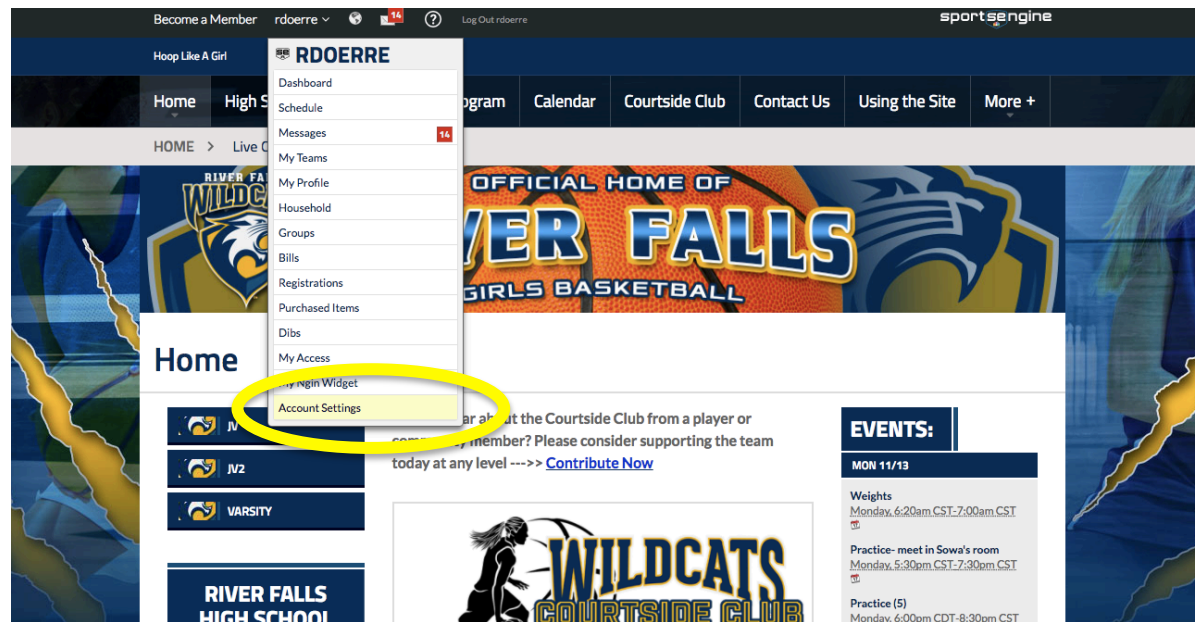


**Go to: [riverfallsgirlsbasketball.com](http://riverfallsgirlsbasketball.com)**

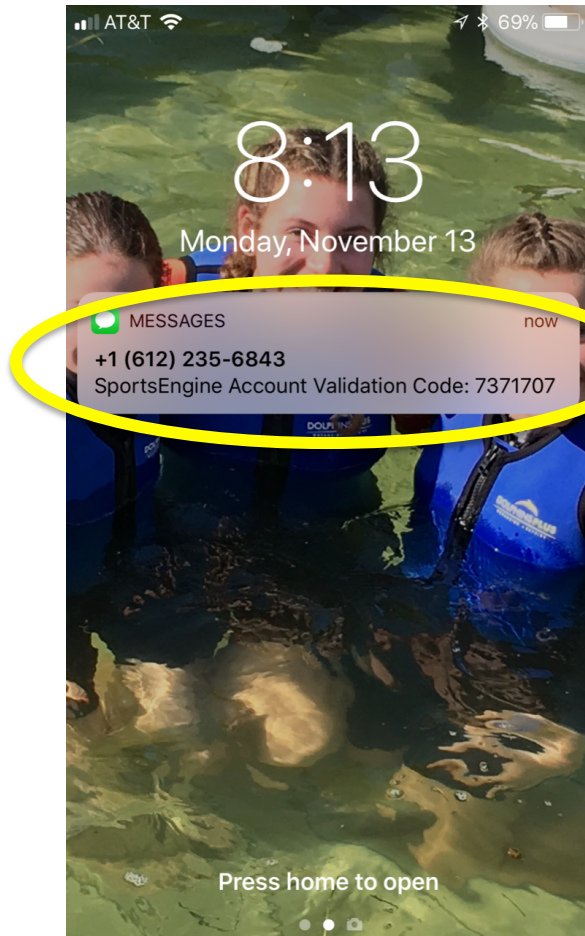
Login in and make sure your name is present (at the top of page)

Click on your user name. Under drop down box scroll down to account settings.

**Click on Account Settings.**

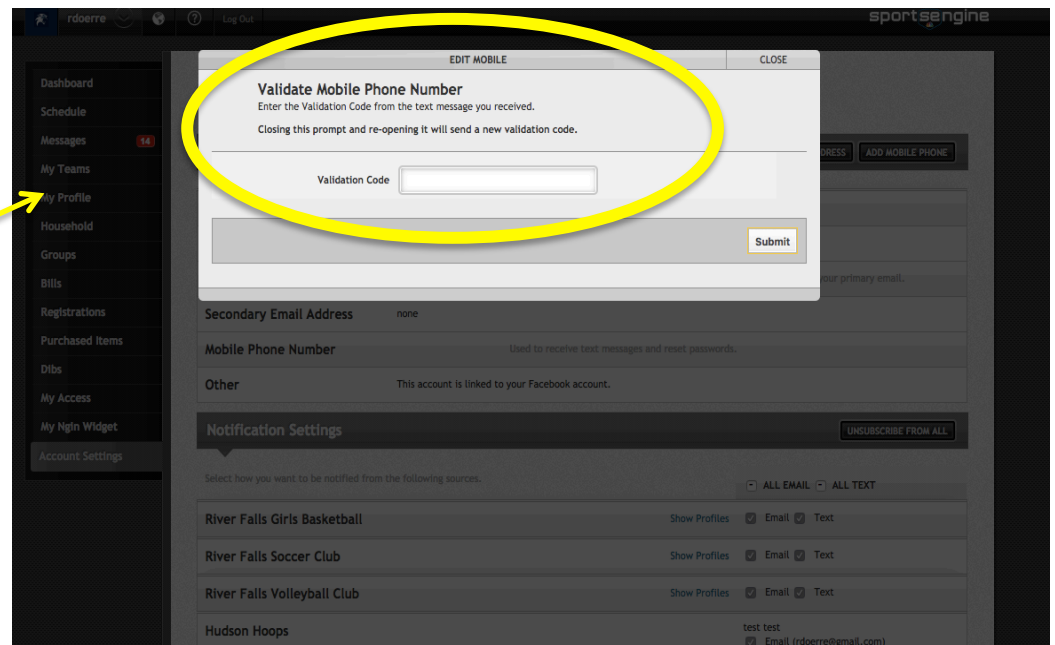






Find validation code sent to mobile device

Enter code on website to confirm





Return to Account setting screen and check the email and text boxes. Make sure to check the box to opt in.

**Account Settings (rdoerre)**

**Account Information** [CHANGE NAME](#) [ADD EMAIL ADDRESS](#) [ADD MOBILE PHONE](#)

|                         |  |
|-------------------------|--|
| First Name              | Renee  |
| Last Name               | Doerre   |
| Primary Email Address   | rdoerre@gmail.com <small>Account information notifications, receipts, and messages are sent to your primary email.</small> |
| Secondary Email Address | none   |
| Mobile Phone Number     | <small>Used to receive text messages and reset passwords.</small>  |
| Other                   | <small>This account is linked to your Facebook account.</small>  |

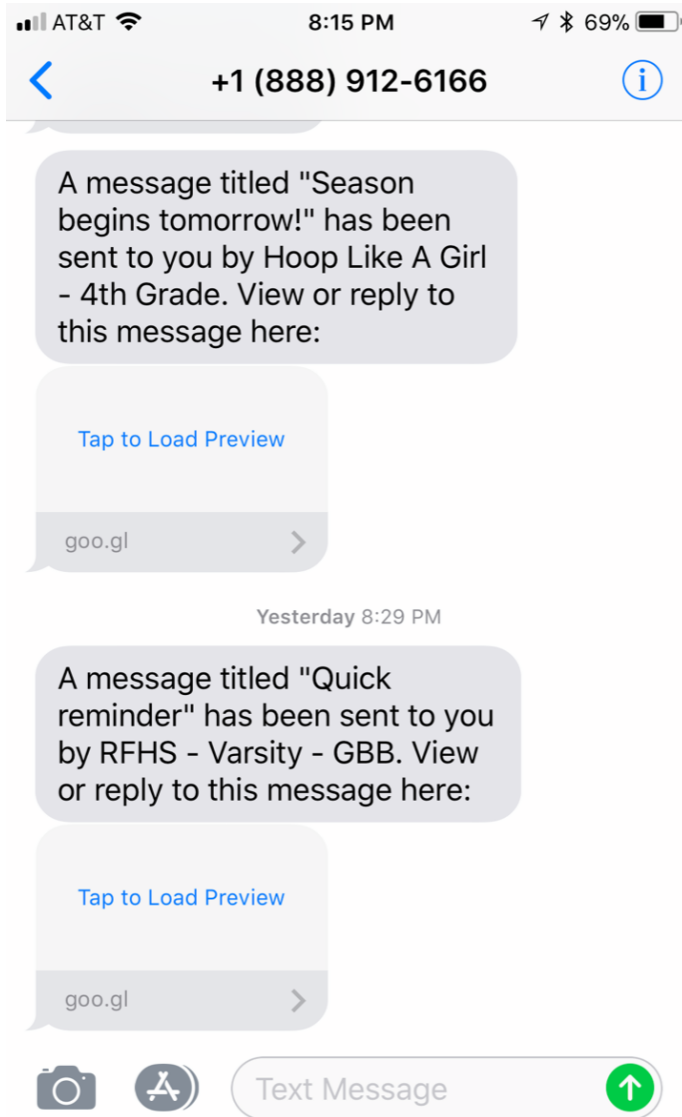
**Notification Settings** [UNSUBSCRIBE FROM ALL](#)

Select how you want to be notified from the following sources.

☐ ALL EMAIL ☐ ALL TEXT

**River Falls Girls Basketball** [Show Profiles](#) ☒ Email ☒ Text

Now you will receive text alerts for all messages sent through the app. Texts look like this:



Click the link and the message opens to read:

