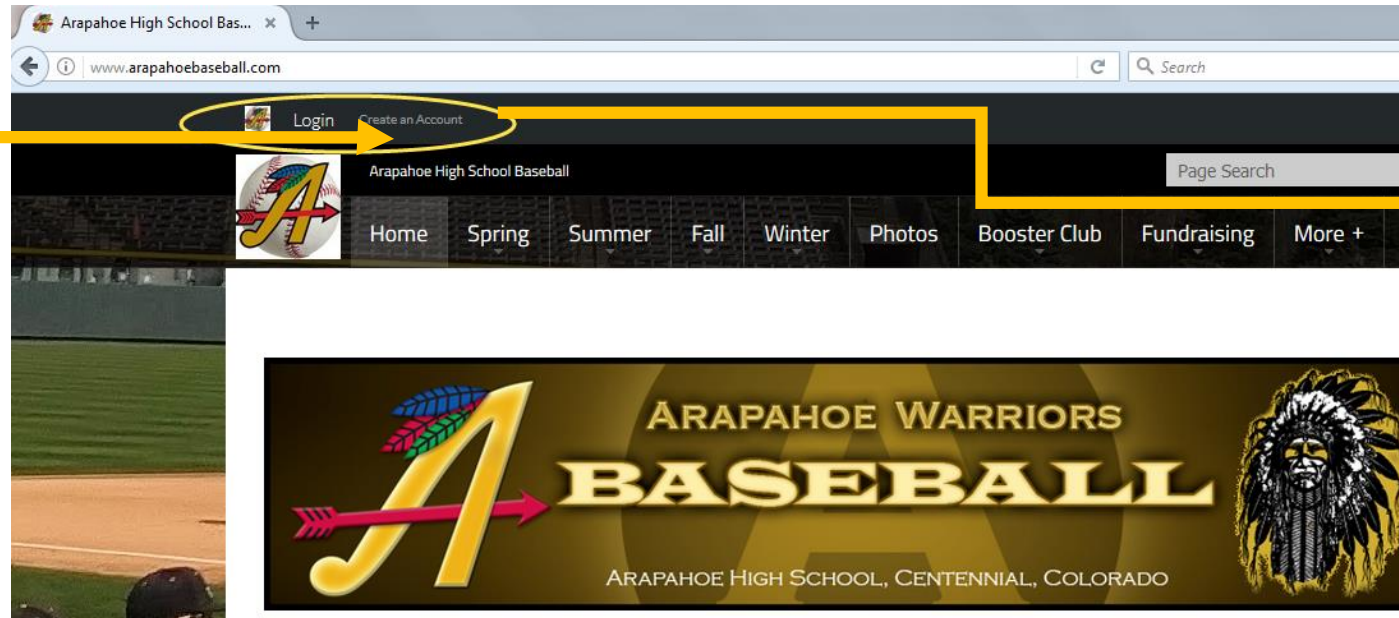




SportsEngine Registration & Mobile App


www.arapahoebaseball.com: Create a SportsEngine Account



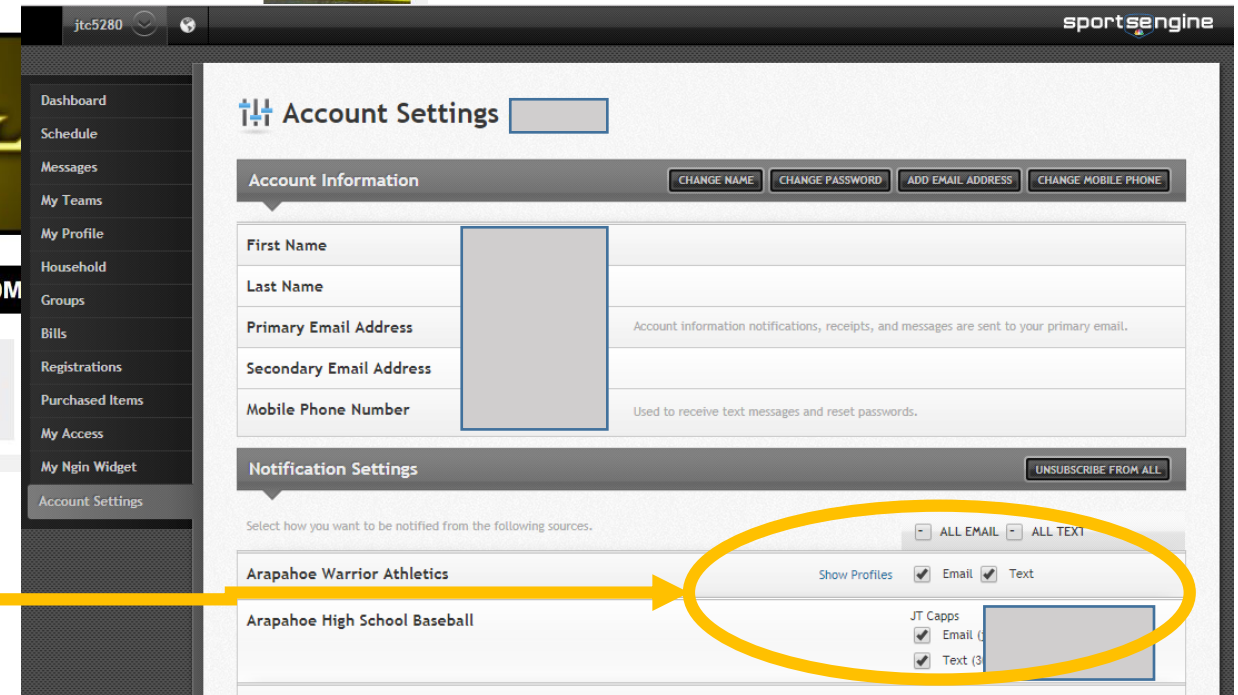
- Click “Create an Account” (@top left corner of website page)
- Account is for all Arapahoe High School Baseball Booster Club
- Player and Parents should create separate accounts
- 2nd email can be added to an account
- To receive text messages you must have a separate account

A screenshot of the SportsEngine account creation form. The form is titled 'sportsengine' and includes the following fields: First Name, Last Name, Email Address, Password, and Date of Birth. Below the Password field, there is a note: 'Password must be at least 8 characters and include one uppercase letter, one lowercase letter, and one number or symbol.' Below the Date of Birth field, there is a note: 'Required to comply with the Children's Online Privacy Act and other age-related restrictions'. There is a green 'Create Account' button. Below the button, there is an 'OR' separator. Below the separator, there are two buttons: 'Sign up with Facebook' and 'Sign up with Google'. At the bottom, there are links for 'Already have an account? Sign In' and 'Need help? SportsEngine Help Center'. At the very bottom, there are links for 'Terms of Use' and 'Privacy Policy', and a copyright notice: '© 2018 SportsEngine. All Rights Reserved.'

www.arapahoebaseball.com: Update Profile



- Select Account Settings from the drop-down next to your account name
- Add mobile number
- Check to receive text and email



Learn more about managing your SportsEngine account here:
<https://athlete.help.sportsengine.com/>

www.arapahoebaseball.com: Merge Household Accounts

The screenshot shows the SportsEngine web interface. On the left is a dark sidebar with a menu. The 'Household' option is circled in yellow, and a yellow arrow points from the circle to the left. The main content area is titled 'Account Settings'. It has a sub-header 'Account Information' with buttons for 'CHANGE NAME', 'CHANGE PASSWORD', 'ADD EMAIL ADDRESS', and 'CHANGE MOBILE PHONE'. Below this are input fields for 'First Name', 'Last Name', 'Primary Email Address', 'Secondary Email Address', and 'Mobile Phone Number'. The 'Notification Settings' section below has a sub-header and a table of notification preferences. The table has columns for the source (e.g., 'Arapahoe Warrior Athletics', 'Arapahoe High School Baseball'), a 'Show Profiles' link, and checkboxes for 'Email' and 'Text' notifications. The 'Email' checkbox for 'Arapahoe High School Baseball' is checked, and the 'Text' checkbox is also checked. There are also checkboxes for 'ALL EMAIL' and 'ALL TEXT' at the top of the notification settings section.

- Login to your SportsEngine account.
- From the drop-down menu, select the profile from your Household profiles that you want to merge.
- Click Merge.
- Select the Household profile to which you want to merge the profile into.
- Click Merge or Remove Profile.

Learn more about managing
your SportsEngine account here:
<https://athlete.help.sportsengine.com/>

INSTALL: SportsEngine Mobile App



The SportsEngine mobile app is available for iOS and Android devices and is available on the Apple App Store and on Google Play.

For Your iPhone Device


To install the SportsEngine app on your iPhone, do the following:

- On your device, open the App Store.
- Search for SportsEngine.
- Tap the Get button to begin installing the app.
- Open the app on your device.
- On the Settings tab, tap Account and tap the Sign In button to sign into your SportsEngine account.

For Your Android Device

To install the SportsEngine app on your Android, do the following:

- On your device, open Google Play.
- Search for SportsEngine.
- Tap the Install button to begin installing the app.
- Open the app on your device.
- On the Settings tab, tap Account and tap the Sign In button to sign into your SportsEngine account.



Learn more about managing
your SportsEngine account here:
<https://athlete.help.sportsengine.com/>

SportsEngine Mobile App: Add AHS team(s) as “Favorites”

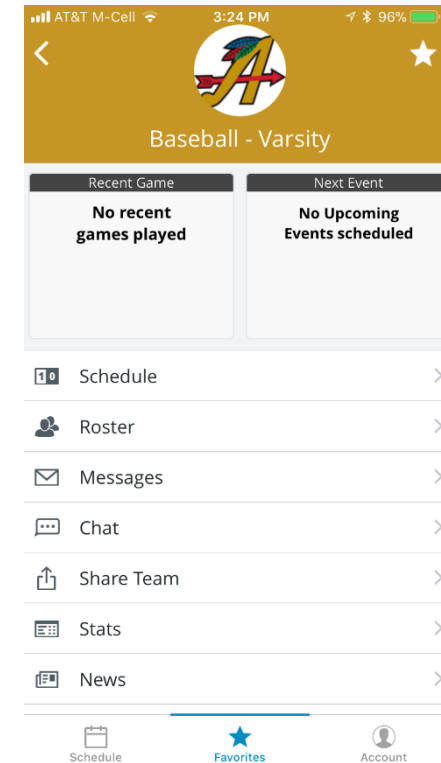
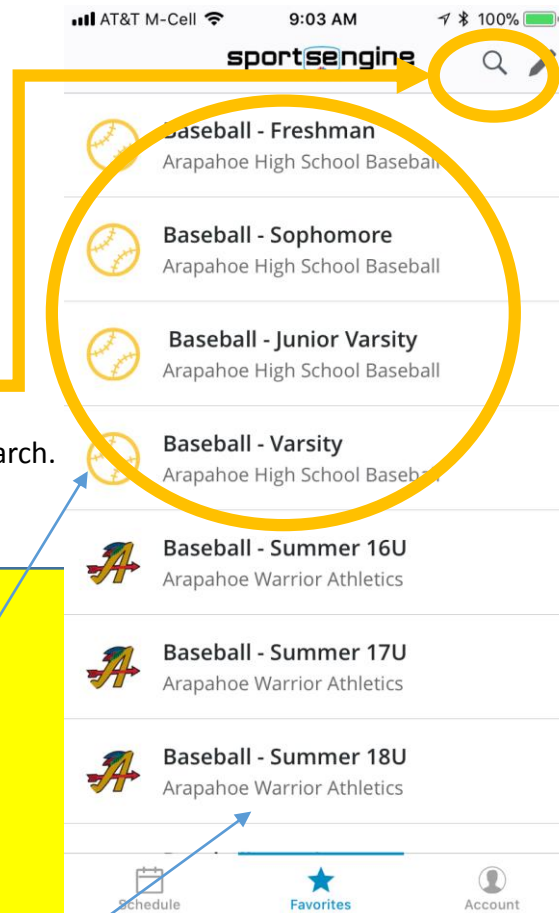


- Log into the mobile app using your SportsEngine username and password.
- Tap the Search icon in the upper right of the screen.
- Search for a Team within the App by Team ID in the Search field and select Search.

• Shortcut: Search by SPRING 2018 Team ID's:

- VARSITY: Mobile Team ID: **2122351**
- JUNIOR VARSITY: Mobile Team ID: **2122353**
- SOPHOMORE: Mobile Team ID: **2122357**
- FRESHMAN: Mobile Team ID: **2122359**

**** NOTE: 2018 Teams will show as ARAPAHOE HIGH SCHOOL BASEBALL**
(Do NOT select the “Arapahoe Warrior Athletics” teams – they are old/2017 teams)

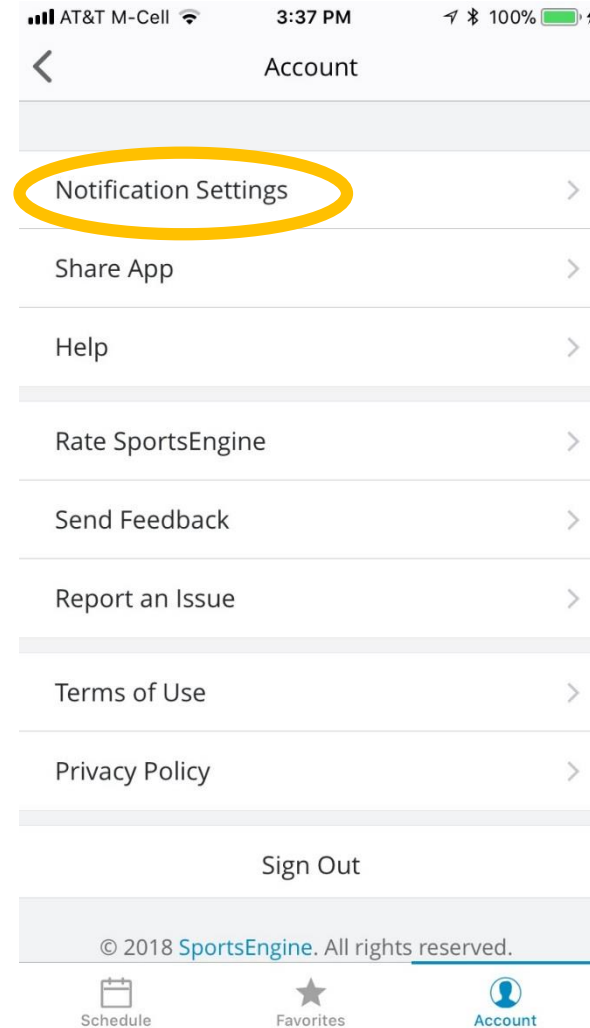


Learn more about managing
your SportsEngine account here:
<https://athlete.help.sportsengine.com/>

SportsEngine Mobile App: Setting Notifications for your teams



SportsEngine mobile uses push notifications to notify you of new events, games, game starts, new photos and videos, etc.



Learn more about managing your SportsEngine account here:
<https://athlete.help.sportsengine.com/>