

MANITOBA AAA MIDGET HOCKEY LEAGUE



WINNIPEG WILD – 2016-17 CHAMPIONS



**2017 STATS &
RECORD BOOK**
CELEBRATING 32 YEARS
1985-1986 – 2016-2017



PREAMBLE

Although the Manitoba AAA Midget Hockey League officially began with the 1985-86 season, the foundation for the league was laid a year earlier when representatives from around the province got together and the regional team concept was first implemented.

For the 1984-85 season, organizers proposed that an eight-team league be split into two four-team division with each of the teams playing host to a two-day tournament featuring teams from their own division. One final tournament would be held in which the top two teams from each division would participate.

The overall objective was to compete at the Branch, Western Regional and National Air Canada Midget Championship.

A list of competing teams for the 1984-85 seasons has not been confirmed, but it is known that the rural division consisted of teams in Pembina Valley, Southwest, Interlake, Yellowhead and Brandon. The Winnipeg Stars won the provincial midget championship, defeating Pembina Valley Hawks in the City/Rural finals.

The inaugural 1985-86 Manitoba AAA Midget Hockey League season featured nine teams – Winnipeg (St. Boniface) Saints, River East Royals, Winnipeg South Monarchs and St. James Canadians in the City Division and Pembina Valley Hawks, Southwest Cougars, Brandon Wheat Kings, Parkland Stars and Interlake Raiders in the Rural Division.

For the 1986-87 season, the league had grown to 12 teams – seven in the City Division (Winnipeg Saints, Winnipeg Monarchs, Norman Northstars, River East Royals, Winnipeg Stars, Kenora Boise Midgets and St. James Canadians) and five in the Rural Division (Brandon Wheat Kings, Pembina Valley Hawks, Southwest Cougars, Parkland Stars and Eastman Selects).

The City/Rural format continued into the 1987-88 season with Winnipeg Monarchs, Winnipeg Saints, Winnipeg Hawks, Norman Northstars and Kenora Boise Midgets making up the City Division and Southwest Cougars, Brandon Wheat Kings, Yellowhead Chiefs, Eastman Selects, Pembina Valley Hawks and Interlake Raiders forming the Rural Division.

Unfortunately, for the first three years after the league was officially formed (1985-86 through 1987-88), information was not compiled as accurately or completely as it has been in recent years. As a result, the statistical picture for the first three years is incomplete.

No individual statistics are available from the 1985-86 season, but some records from the 1986-87 and 1987-88 seasons have been gleaned from a number of sources – league record books, individual team records and newspapers. Because the records are not complete, they are therefore not considered official.

Any information from those first three years is most welcome, but I would particularly appreciate any information from the following teams – Eastman Selects, Kenora Thistles, Norman Northstars, Pembina Valley Hawks, Southwest Cougars, Winnipeg Saints, Winnipeg Monarchs and Winnipeg Hawks.

Beginning with the 1988-89 season, the information, statistical and otherwise, is much more accurate and is well documented in the following pages.

If anyone can provide missing information or offer corrections to what is included, especially prior to the 1988-89 season, it would be greatly appreciated. Please don't hesitate to contact the league as this compilation will be updated each year and with each new printing, updates and/or corrections can be made to earlier information.

Ken Coleman
stats@mymts.net

MANITOBA AAA MIDGET HOCKEY LEAGUE

STATS AND RECORD BOOK 1988-1989 – 2106-2017

| | |
|---|---------|
| 2016-2017 Regular season | |
| League award winners and all-stars | 2 |
| Standings, top scorers, top goaltenders | 3-4 |
| Team-by-team player statistics | 5-7 |
| Team-by-team goaltender statistics | 8 |
| 2016-2017 Playoffs | |
| Standings, round-by-round results | 9 |
| Top scorers, top goaltenders | 10 |
| Team-by-team player statistics | 11-12 |
| Team-by-team goaltender statistics | 13 |
| Team records | |
| Year-by-year standings | 15-20 |
| Team win-loss records | 21-28 |
| Team goaltending records | 29-36 |
| Player records (Regular Season) | |
| Skaters (Single Season) | 37-38 |
| Skaters (Career) | 39-41 |
| Goaltenders (Single Season) | 42 |
| Goaltenders (Career) | 43 |
| Player records (Playoffs) | |
| Skaters (Single Season) | 45-46 |
| Skaters (Career) | 47-48 |
| Goaltenders (Single Season) | 49 |
| Goaltenders (Career) | 50 |
| MMHL All-star teams | 51-59 |
| League, Regional and National results | |
| Regular season league champions | 61 |
| President's Trophy winners/finalists | 62 |
| Western Regional championships | 63 |
| National championships | 64 |
| League statistics | |
| Team-by-team – Regular season player career stats | 65-118 |
| Team-by-team – Regular season goaltender career stats | 119-154 |
| Team-by-team – Playoff player playoff stats | 155-171 |
| Team-by-team – Playoff goaltender playoff stats | 173-189 |



CODING KEY

| | | |
|-----|---|-----------------------------|
| BWK | – | Brandon Wheat Kings |
| CPC | – | Central Plains Capitals |
| EMS | – | Eastman Selects |
| INT | – | Interlake Lightning/Raiders |
| KEN | – | Kenora Thistles/Stars |
| NNS | – | Norman Northstars |
| PKD | – | Parkland Rangers/Stars |
| PVH | – | Pembina Valley Hawks |
| SWC | – | Southwest Cougars |
| THS | – | Winnipeg Thrashers |
| WLD | – | Winnipeg Wild |
| YHD | – | Yellowhead Chiefs |
| RER | – | River East Royals |
| SJC | – | St. James Canadians |
| HKS | – | Winnipeg Hawks |
| MAV | – | Winnipeg Mavericks |
| MON | – | Winnipeg Monarchs |
| STS | – | Winnipeg Saints |
| SKS | – | Winnipeg Sharks |
| WAR | – | Winnipeg Warriors |
| WPS | – | Winnipeg South |
| WST | – | Winnipeg Stars |

EXECUTIVE – 2016-17

President
Past President
Vice President
Vice President
Vice President/Treasurer
Commissioner

Don McIntosh
Blaine Peterson
Tom Wilson
Levi Taylor
Ken Coleman
Greg Thompson

Sheldon Lanchbery
Maurice Chaput
Gene Jubinville
Brian Franklin
Randy Wolgemuth
Blaine Peterson
Dan Trotter
Blaine Peterson
Don McIntosh

LEAGUE PRESIDENTS

1986-1994
1994-1996
1996-1997
1997-2004
2004-2008
2008-2010
2010-2012
2012-2016
2016-2017

2016-2017

MANITOBA AAA MIDGET HOCKEY LEAGUE AWARD WINNERS




Joey Moffatt
Central Plains Capitals
Most Valuable Player



Noah Geekie
Yellowhead Chiefs
Ability and Sportsmanlike



Cedric Chenier
Winnipeg Wild
Top Scorer




Niklas Anderson
Winnipeg Wild
Top Goaltender


FIRST TEAM ALL-STARS



Aaron Brunn
Pembina Valley
Goaltender




Nicholas Cicek
Wild
Defence



Aidan Woodley
Yellowhead
Defence



Dawson Mckenzie
Thrashers
Forward



Ryan Heino
Yellowhead
Forward




Joey Moffatt
Central Plains
Forward

SECOND TEAM ALL-STARS




Zachary Bennett
Thrashers
Goaltender



Carson Tiede
Thrashers
Defence



Curtis Ireland
Brandon
Defence



Cedric Chenier
Wild
Forward



Elijah Carels
Pembina Valley
Forward



Mackenzie Belinski
Yellowhead
Forward

MANITOBA AAA MIDGET

HOCKEY LEAGUE

2016-17

FINAL STANDINGS

| | GP | W | L | T | OTL | SOL | GF | GA | PTS |
|-------------------------|----|----|----|---|-----|-----|-----|-----|-----|
| Winnipeg Wild | 44 | 35 | 6 | 0 | 0 | 3 | 229 | 80 | 73 |
| Yellowhead Chiefs | 44 | 30 | 6 | 1 | 2 | 5 | 197 | 120 | 68 |
| Winnipeg Thrashers | 44 | 27 | 12 | 0 | 1 | 4 | 196 | 118 | 59 |
| Pembina Valley Hawks | 44 | 28 | 15 | 0 | 0 | 1 | 170 | 134 | 57 |
| Brandon Wheat Kings | 44 | 26 | 16 | 0 | 1 | 1 | 167 | 127 | 54 |
| Eastman Selects | 44 | 25 | 15 | 0 | 2 | 2 | 152 | 124 | 54 |
| Central Plains Capitals | 44 | 25 | 15 | 0 | 3 | 1 | 185 | 153 | 54 |
| Parkland Rangers | 44 | 18 | 22 | 0 | 1 | 3 | 153 | 195 | 40 |
| Southwest Cougars | 44 | 16 | 25 | 0 | 2 | 1 | 125 | 175 | 35 |
| Kenora Thistles | 44 | 15 | 24 | 2 | 0 | 3 | 122 | 198 | 35 |
| Interlake Lightning | 44 | 10 | 28 | 1 | 1 | 4 | 117 | 216 | 26 |
| Norman Northstars | 44 | 7 | 36 | 0 | 0 | 1 | 111 | 284 | 15 |

SCORERS

| | Team | GP | G | A | PTS | PIM | PPG | PPA | SHG | SHA | GWG |
|--------------------|------|----|----|----|-----|-----|-----|-----|-----|-----|-----|
| Cedric Chenier | WLD | 43 | 30 | 35 | 65 | 49 | 11 | 10 | 1 | 1 | 4 |
| Elijah Carels | PVH | 44 | 40 | 24 | 64 | 26 | 12 | 9 | 3 | 1 | 4 |
| Cade Kowalski | PVH | 43 | 15 | 48 | 63 | 18 | 7 | 14 | 2 | 2 | 4 |
| Lynden McCallum | BWK | 44 | 27 | 33 | 60 | 58 | 13 | 17 | 0 | 0 | 4 |
| Joey Moffatt | CPC | 40 | 28 | 32 | 60 | 30 | 10 | 13 | 0 | 0 | 6 |
| Jack Einarson | INT | 44 | 23 | 34 | 57 | 24 | 8 | 13 | 0 | 0 | 2 |
| Brett Namaka | WLD | 44 | 22 | 35 | 57 | 40 | 8 | 9 | 2 | 0 | 7 |
| Zak Smith | CPC | 44 | 22 | 34 | 56 | 22 | 9 | 8 | 2 | 2 | 3 |
| Tate Popple | BWK | 41 | 22 | 32 | 54 | 42 | 11 | 14 | 0 | 0 | 2 |
| Mark Liwski | PKD | 37 | 25 | 29 | 54 | 121 | 5 | 10 | 2 | 0 | 3 |
| Dawson Mckenzie | THS | 41 | 20 | 34 | 54 | 68 | 7 | 7 | 0 | 1 | 5 |
| Mackenzie Belinski | YHD | 44 | 21 | 33 | 54 | 40 | 6 | 11 | 1 | 1 | 3 |
| Ben Coppinger | WLD | 42 | 24 | 29 | 53 | 34 | 8 | 7 | 1 | 0 | 3 |
| Jaymes Knee | BWK | 43 | 22 | 26 | 48 | 49 | 10 | 13 | 0 | 0 | 6 |
| Reilly Funk | CPC | 44 | 22 | 26 | 48 | 50 | 5 | 9 | 0 | 2 | 1 |
| Dylan Burton | THS | 37 | 25 | 23 | 48 | 89 | 2 | 9 | 3 | 0 | 3 |
| Noah Geekie | YHD | 41 | 26 | 20 | 46 | 4 | 12 | 5 | 2 | 1 | 1 |
| Ryan Heino | YHD | 43 | 18 | 27 | 45 | 23 | 2 | 9 | 1 | 0 | 1 |
| William Cruise | EMS | 43 | 16 | 28 | 44 | 38 | 4 | 6 | 0 | 0 | 2 |
| Bryce Young | SWC | 41 | 26 | 18 | 44 | 58 | 3 | 6 | 0 | 1 | 3 |
| Trent Halfdanson | THS | 44 | 23 | 21 | 44 | 66 | 6 | 4 | 0 | 0 | 2 |
| Hunter Cloutier | WLD | 44 | 29 | 15 | 44 | 30 | 9 | 2 | 0 | 0 | 3 |
| Dustin Mozden | PKD | 42 | 22 | 21 | 43 | 118 | 8 | 5 | 0 | 0 | 2 |
| Lewis Negrich | THS | 44 | 16 | 27 | 43 | 94 | 2 | 8 | 0 | 1 | 2 |
| Matthew Pitchenese | KEN | 35 | 20 | 22 | 42 | 118 | 7 | 8 | 2 | 3 | 1 |
| Reid Robertson | THS | 42 | 16 | 26 | 42 | 18 | 3 | 5 | 2 | 2 | 2 |
| Rylan Hoffman | EMS | 44 | 19 | 22 | 41 | 56 | 9 | 5 | 0 | 0 | 2 |
| Dylan Fontaine | SWC | 44 | 17 | 24 | 41 | 52 | 4 | 9 | 0 | 0 | 1 |
| Eric Fawkes | WLD | 40 | 10 | 31 | 41 | 12 | 2 | 8 | 0 | 0 | 2 |

| | | | | | | | | | | | |
|-----------------|-----|----|----|----|----|-----|---|----|---|---|---|
| Noah Couch | THS | 37 | 12 | 28 | 40 | 60 | 2 | 4 | 1 | 1 | 0 |
| Kyle Bettens | WLD | 40 | 16 | 24 | 40 | 32 | 4 | 2 | 0 | 1 | 5 |
| Ryder Richmond | YHD | 42 | 5 | 35 | 40 | 50 | 0 | 13 | 0 | 0 | 1 |
| Logan Calder | CPC | 44 | 14 | 25 | 39 | 48 | 4 | 5 | 2 | 2 | 2 |
| Bradyn Smelski | PKD | 42 | 15 | 24 | 39 | 63 | 4 | 6 | 1 | 0 | 1 |
| Andrew Liwiski | PKD | 39 | 16 | 23 | 39 | 135 | 4 | 10 | 0 | 0 | 0 |
| Kolton Shindle | PVH | 40 | 23 | 16 | 39 | 66 | 5 | 4 | 1 | 0 | 5 |
| Matthew Osadick | EMS | 43 | 23 | 15 | 38 | 49 | 2 | 2 | 1 | 1 | 3 |
| Hunter Buzzi | KEN | 40 | 19 | 19 | 38 | 106 | 6 | 10 | 1 | 1 | 3 |
| Dennis Scatch | NNS | 42 | 14 | 24 | 38 | 38 | 6 | 12 | 0 | 1 | 2 |
| Jayson Brooks | CPC | 44 | 17 | 20 | 37 | 36 | 2 | 6 | 1 | 2 | 1 |
| Carter Tresoor | KEN | 36 | 18 | 19 | 37 | 26 | 8 | 7 | 3 | 0 | 3 |
| Kurtis Luke | PKD | 42 | 12 | 25 | 37 | 66 | 4 | 5 | 1 | 0 | 2 |
| Benoit Mowbray | YHD | 44 | 14 | 22 | 36 | 40 | 3 | 1 | 0 | 1 | 1 |
| Christian Halls | BWK | 44 | 15 | 20 | 35 | 48 | 1 | 5 | 1 | 0 | 2 |
| McCullough Park | SWC | 41 | 17 | 18 | 35 | 109 | 8 | 6 | 2 | 0 | 2 |
| Dylan Halliday | BWK | 44 | 17 | 17 | 34 | 28 | 8 | 7 | 0 | 0 | 2 |
| Mitchell Joss | WLD | 43 | 19 | 15 | 34 | 30 | 1 | 3 | 1 | 0 | 1 |
| Cole DeKoninck | EMS | 41 | 9 | 24 | 33 | 47 | 4 | 5 | 0 | 0 | 2 |
| Ethan Stuckless | NNS | 39 | 17 | 16 | 33 | 53 | 7 | 7 | 1 | 1 | 1 |
| Caleb Unrau | PVH | 43 | 11 | 22 | 33 | 6 | 4 | 7 | 0 | 0 | 1 |
| Brian Mentuck | YHD | 44 | 9 | 24 | 33 | 36 | 3 | 8 | 0 | 2 | 1 |
| Josh Belcher | YHD | 44 | 12 | 21 | 33 | 18 | 1 | 9 | 1 | 0 | 4 |

GOALTENDERS

| | Team | MIN | W | L | T | OTL | SOL | Shots | Saves | Pct | GA | Avg | SO |
|------------------|------|---------|----|----|---|-----|-----|-------|-------|-------|-----|-------|----|
| Niklas Anderson | WLD | 1533:27 | 22 | 1 | 0 | 0 | 3 | 600 | 567 | 0.945 | 33 | 1.29 | 7 |
| Josh Scott | BWK | 120:00 | 2 | 0 | 0 | 0 | 0 | 78 | 75 | 0.962 | 3 | 1.50 | 0 |
| Reese Jones | YHD | 1373:56 | 17 | 2 | 0 | 1 | 2 | 639 | 591 | 0.925 | 48 | 2.10 | 3 |
| Zachary Bennett | THS | 1500:23 | 18 | 5 | 0 | 0 | 2 | 865 | 810 | 0.936 | 55 | 2.20 | 4 |
| Bennett Garber | WLD | 1117:04 | 13 | 5 | 0 | 0 | 0 | 447 | 405 | 0.906 | 42 | 2.26 | 4 |
| Erik Sigurdsson | CPC | 25:55 | 0 | 0 | 0 | 0 | 0 | 17 | 16 | 0.941 | 1 | 2.32 | 0 |
| Noah Morin | EMS | 1464:22 | 14 | 9 | 0 | 2 | 0 | 655 | 594 | 0.907 | 61 | 2.50 | 3 |
| Trent Miner | BWK | 1500:27 | 15 | 9 | 0 | 1 | 0 | 741 | 675 | 0.911 | 66 | 2.64 | 4 |
| Danton Belluk | EMS | 1145:28 | 11 | 5 | 0 | 0 | 2 | 601 | 549 | 0.913 | 52 | 2.72 | 1 |
| Max Paddock | BWK | 1035:03 | 9 | 7 | 0 | 0 | 1 | 588 | 541 | 0.920 | 47 | 2.72 | 0 |
| Aaron Brunn | PVH | 1938:51 | 19 | 12 | 0 | 0 | 1 | 983 | 891 | 0.906 | 92 | 2.85 | 3 |
| Martin Gagnon | PVH | 734:25 | 9 | 3 | 0 | 0 | 0 | 389 | 354 | 0.910 | 35 | 2.86 | 0 |
| Logan Thiessen | THS | 1156:49 | 9 | 7 | 0 | 1 | 2 | 643 | 587 | 0.913 | 56 | 2.90 | 1 |
| Jeremy Dutcawich | YHD | 1301:16 | 13 | 5 | 1 | 0 | 3 | 560 | 493 | 0.880 | 67 | 3.09 | 2 |
| Zach Grouette | PKD | 19:14 | 0 | 0 | 0 | 0 | 0 | 9 | 8 | 0.889 | 1 | 3.12 | 0 |
| Riley Sveistrup | CPC | 1627:48 | 14 | 9 | 0 | 3 | 1 | 851 | 763 | 0.897 | 88 | 3.24 | 0 |
| Miles Minor | CPC | 1005:58 | 11 | 6 | 0 | 0 | 0 | 465 | 408 | 0.877 | 57 | 3.40 | 0 |
| Riley Wallace | SWC | 1341:57 | 9 | 13 | 0 | 0 | 0 | 757 | 674 | 0.890 | 83 | 3.71 | 0 |
| Rory Campbell | PKD | 31:52 | 0 | 0 | 0 | 0 | 0 | 14 | 12 | 0.857 | 2 | 3.77 | 0 |
| Randy Cooke | SWC | 1310:46 | 7 | 12 | 0 | 2 | 1 | 792 | 705 | 0.890 | 87 | 3.98 | 1 |
| Cooper Hatfield | KEN | 1365:26 | 8 | 11 | 0 | 0 | 2 | 785 | 692 | 0.882 | 93 | 4.09 | 0 |
| Nicholas Arp | PKD | 1295:29 | 8 | 10 | 0 | 0 | 2 | 667 | 575 | 0.862 | 92 | 4.26 | 1 |
| Cameron Stephen | EMS | 14:03 | 0 | 0 | 0 | 0 | 0 | 4 | 3 | 0.750 | 1 | 4.27 | 0 |
| Quinn Munro | PKD | 1321:07 | 10 | 12 | 0 | 1 | 1 | 725 | 630 | 0.869 | 95 | 4.31 | 0 |
| Tyler Szturm | KEN | 1260:22 | 7 | 13 | 2 | 0 | 1 | 768 | 671 | 0.874 | 97 | 4.62 | 0 |
| Adam Swan | INT | 1213:46 | 5 | 13 | 0 | 0 | 3 | 889 | 794 | 0.893 | 95 | 4.70 | 1 |
| Riley Buhay | INT | 1404:57 | 5 | 15 | 1 | 1 | 1 | 1019 | 909 | 0.892 | 110 | 4.70 | 0 |
| Allan Kohli | NNS | 1788:54 | 5 | 23 | 0 | 0 | 1 | 1316 | 1141 | 0.867 | 175 | 5.87 | 0 |
| Braedin Melsted | NNS | 858:41 | 2 | 13 | 0 | 0 | 0 | 624 | 519 | 0.832 | 105 | 7.34 | 0 |
| Owen McMillan | EMS | 45:57 | 0 | 1 | 0 | 0 | 0 | 18 | 12 | 0.667 | 6 | 7.83 | 0 |
| Josh Bond | INT | 9:31 | 0 | 0 | 0 | 0 | 0 | 5 | 3 | 0.600 | 2 | 12.61 | 0 |

2016-2017 REGULAR SEASON SCORERS

BRANDON WHEAT KINGS

| | GP | G | A | Pts | PIM |
|------------------|----|-----|-----|-----|-----|
| Lynden McCallum | 44 | 27 | 33 | 60 | 58 |
| Tate Popple | 41 | 22 | 32 | 54 | 42 |
| Jaymes Knee | 43 | 22 | 26 | 48 | 49 |
| Christian Halls | 44 | 15 | 20 | 35 | 48 |
| Dylan Halliday | 44 | 17 | 17 | 34 | 28 |
| Curtis Ireland | 43 | 7 | 24 | 31 | 14 |
| Brett Paddock | 40 | 9 | 22 | 31 | 20 |
| Nolan Twerdoelib | 43 | 12 | 18 | 30 | 20 |
| Carter Sawchuk | 44 | 5 | 13 | 18 | 30 |
| Drayson Collyer | 29 | 7 | 11 | 18 | 36 |
| Colin Cook | 43 | 6 | 7 | 13 | 76 |
| Keagan Morrison | 44 | 0 | 10 | 10 | 16 |
| Jake Thomson | 40 | 2 | 8 | 10 | 20 |
| Jared Twerdoelib | 43 | 1 | 5 | 6 | 26 |
| Tanner Morrison | 44 | 6 | 0 | 6 | 34 |
| Jackson Orr | 44 | 3 | 2 | 5 | 24 |
| Ryan Kokorudz | 37 | 1 | 3 | 4 | 64 |
| Rylan Thiessen | 3 | 0 | 1 | 1 | 0 |
| Kale Bercier | 4 | 1 | 0 | 1 | 0 |
| Rhett Bryant | 32 | 0 | 0 | 0 | 12 |
| Trent Miner | 5 | 0 | 0 | 0 | 10 |
| Eric Hildebrand | 4 | 0 | 0 | 0 | 2 |
| Bench | | | | | 16 |
| Total | 44 | 163 | 252 | 415 | 645 |

INTERLAKE LIGHTNING

| | GP | G | A | Pts | PIM |
|--------------------|----|-----|-----|-----|-----|
| Jack Einarson | 44 | 23 | 34 | 57 | 24 |
| Corbin Mariash | 43 | 21 | 9 | 30 | 14 |
| Codey Behun | 44 | 21 | 8 | 29 | 30 |
| James Maxwell | 37 | 13 | 11 | 24 | 38 |
| Bryce Krauter | 42 | 5 | 16 | 21 | 52 |
| Tyler Broda | 39 | 3 | 11 | 14 | 58 |
| Evan Klyne-Geisler | 38 | 5 | 8 | 13 | 12 |
| Keenan McPherson | 21 | 6 | 7 | 13 | 10 |
| Rhys Bremner | 44 | 0 | 12 | 12 | 66 |
| Derek Mathez | 42 | 1 | 11 | 12 | 58 |
| Erik Asselin | 44 | 4 | 8 | 12 | 6 |
| Corey Soorsma | 43 | 5 | 6 | 11 | 28 |
| Foster Bytheway | 37 | 2 | 8 | 10 | 78 |
| Evan Palmer | 38 | 1 | 7 | 8 | 28 |
| Darian Murdock | 39 | 3 | 3 | 6 | 6 |
| Blaze Senden | 9 | 0 | 3 | 3 | 12 |
| Shea Gorenstien | 30 | 0 | 3 | 3 | 50 |
| Emmitt Farebrother | 7 | 1 | 1 | 2 | 10 |
| Jaytey Towle | 17 | 1 | 1 | 2 | 14 |
| Shane Bear | 10 | 0 | 1 | 1 | 6 |
| Jordan Einarson | 9 | 0 | 1 | 1 | 2 |
| Brandon Abraham | 8 | 0 | 1 | 1 | 22 |
| Riley Wirgau | 4 | 0 | 1 | 1 | 2 |
| Jordan Woytowich | 4 | 0 | 0 | 0 | 6 |
| Connor Dowhy | 7 | 0 | 0 | 0 | 0 |
| Ethan Daniels | 2 | 0 | 0 | 0 | 0 |
| Jagger Bonkowski | 3 | 0 | 0 | 0 | 0 |
| Bench | | | | | 8 |
| Total | 44 | 115 | 171 | 286 | 640 |

CENTRAL PLAINS CAPITALS

| | GP | G | A | Pts | PIM |
|------------------|----|-----|-----|-----|-----|
| Joey Moffatt | 40 | 28 | 32 | 60 | 30 |
| Zak Smith | 44 | 22 | 34 | 56 | 22 |
| Reilly Funk | 44 | 22 | 26 | 48 | 50 |
| Logan Calder | 44 | 14 | 25 | 39 | 48 |
| Jayson Brooks | 44 | 17 | 20 | 37 | 36 |
| Tyler Van Deynze | 44 | 9 | 23 | 32 | 24 |
| Mitchell Wilson | 44 | 16 | 14 | 30 | 20 |
| Dawson Braun | 43 | 11 | 17 | 28 | 62 |
| Chance Dickenson | 44 | 10 | 17 | 27 | 30 |
| Jared Hulme | 44 | 8 | 16 | 24 | 20 |
| Jaxon Blight | 44 | 10 | 11 | 21 | 4 |
| Lane Taylor | 19 | 5 | 14 | 19 | 26 |
| Gabe Odowichuk | 44 | 3 | 13 | 16 | 92 |
| Logan Rands | 44 | 3 | 7 | 10 | 14 |
| Brandon Kochen | 36 | 2 | 6 | 8 | 65 |
| Jordan Rogers | 40 | 1 | 3 | 4 | 22 |
| Garrett Maly | 25 | 0 | 3 | 3 | 16 |
| Jaytey Towle | 26 | 1 | 2 | 3 | 32 |
| Riley Sveistrup | 2 | 0 | 0 | 0 | 4 |
| Max Neill | 6 | 0 | 0 | 0 | 6 |
| Bench | | | | | 12 |
| Total | 44 | 182 | 283 | 465 | 635 |

EASTMAN SELECTS

| | GP | G | A | Pts | PIM |
|-------------------|----|-----|-----|-----|-----|
| William Cruise | 43 | 16 | 28 | 44 | 38 |
| Rylan Hoffman | 44 | 19 | 22 | 41 | 56 |
| Matthew Osadick | 43 | 23 | 15 | 38 | 49 |
| Cole DeKoninck | 41 | 9 | 24 | 33 | 47 |
| Preston Seymour | 37 | 11 | 13 | 24 | 27 |
| Drew Draward | 44 | 5 | 15 | 20 | 64 |
| Matthew Hill | 43 | 8 | 12 | 20 | 0 |
| Curtis Brule | 34 | 5 | 12 | 17 | 48 |
| Garrett Armistead | 39 | 6 | 11 | 17 | 34 |
| Troy Beauchemin | 40 | 5 | 12 | 17 | 28 |
| Devon Weimer | 40 | 6 | 11 | 17 | 16 |
| Liam Grossman | 41 | 7 | 10 | 17 | 8 |
| Dallon Wilton | 40 | 13 | 4 | 17 | 4 |
| Burke Heide | 44 | 2 | 14 | 16 | 24 |
| Evan Sumaling | 43 | 7 | 5 | 12 | 24 |
| Braydon Brown | 42 | 4 | 6 | 10 | 42 |
| Blair McGowan | 42 | 2 | 5 | 7 | 46 |
| Joel Delorme | 42 | 0 | 6 | 6 | 14 |
| Josh Beauchemin | 2 | 0 | 1 | 1 | 0 |
| Danton Belluk | 3 | 0 | 0 | 0 | 17 |
| Noah Morin | 1 | 0 | 0 | 0 | 2 |
| Matthew Boonstra | 1 | 0 | 0 | 0 | 0 |
| Sage Guimond | 1 | 0 | 0 | 0 | 0 |
| Conrad Solypa | 1 | 0 | 0 | 0 | 0 |
| Daytona Moneas | 2 | 0 | 0 | 0 | 0 |
| Spencer Morrison | 2 | 0 | 0 | 0 | 2 |
| Derik Cook | 2 | 0 | 0 | 0 | 0 |
| Matthew Smith | 1 | 0 | 0 | 0 | 0 |
| Bench | | | | | 8 |
| Total | 44 | 148 | 226 | 374 | 598 |

2016-2017 REGULAR SEASON SCORERS

KENORA THISTLES

| | GP | G | A | Pts | PIM |
|--------------------|----|-----|-----|-----|-----|
| Matthew Pitchenese | 35 | 20 | 22 | 42 | 118 |
| Hunter Buzzi | 40 | 19 | 19 | 38 | 106 |
| Carter Tresoor | 36 | 18 | 19 | 37 | 26 |
| Ian Tookenay | 41 | 9 | 20 | 29 | 47 |
| Owen Stebnitsky | 44 | 6 | 13 | 19 | 16 |
| Sullivan Shortreed | 38 | 9 | 9 | 18 | 20 |
| Jayme Caron | 37 | 5 | 9 | 14 | 10 |
| Colton Yaremko | 44 | 4 | 10 | 14 | 52 |
| Benjamin Kurish | 44 | 2 | 11 | 13 | 34 |
| Graham Oliphant | 44 | 2 | 10 | 12 | 70 |
| Colton Bodnar | 42 | 0 | 11 | 11 | 79 |
| Sean Gula | 41 | 3 | 8 | 11 | 22 |
| Samuel Brunton | 43 | 3 | 7 | 10 | 26 |
| Jarod Price | 38 | 4 | 5 | 9 | 61 |
| Justin Heath | 44 | 5 | 3 | 8 | 10 |
| Jacob Clendenning | 42 | 1 | 7 | 8 | 30 |
| Jacob Frankcom | 41 | 5 | 2 | 7 | 20 |
| Jared Neniska | 35 | 3 | 3 | 6 | 86 |
| Cooper Hatfield | 1 | 0 | 1 | 1 | 0 |
| Tyler Szturm | 1 | 0 | 0 | 0 | 2 |
| Matthew Faveau | 3 | 0 | 0 | 0 | 0 |
| Brandon Beaulieu | 1 | 0 | 0 | 0 | 10 |
| Aiden Shumpka | 3 | 0 | 0 | 0 | 0 |
| Aiden Bibeau | 3 | 0 | 0 | 0 | 2 |
| Riley Day | 3 | 0 | 0 | 0 | 0 |
| Bench | | | | | 32 |
| Total | 44 | 118 | 189 | 307 | 879 |

PEMBINA VALLEY HAWKS

| | GP | G | A | Pts | PIM |
|-------------------|----|-----|-----|-----|-----|
| Elijah Carels | 44 | 40 | 24 | 64 | 26 |
| Cade Kowalski | 43 | 15 | 48 | 63 | 18 |
| Kolton Shindle | 40 | 23 | 16 | 39 | 66 |
| Caleb Unrau | 43 | 11 | 22 | 33 | 6 |
| Everett Bestland | 43 | 15 | 17 | 32 | 90 |
| Jayden McCarthy | 44 | 12 | 16 | 28 | 68 |
| Travis Penner | 43 | 12 | 15 | 27 | 85 |
| Garrett Szeremley | 43 | 4 | 22 | 26 | 80 |
| Sven Schefer | 44 | 11 | 13 | 24 | 54 |
| Dylan Daquay | 40 | 4 | 12 | 16 | 43 |
| Wyatt Cobb | 42 | 6 | 6 | 12 | 16 |
| Owen Wiebe | 43 | 2 | 9 | 11 | 52 |
| Nicholas Hatley | 44 | 1 | 10 | 11 | 20 |
| Logan Rose | 44 | 1 | 9 | 10 | 68 |
| Tye Turner | 12 | 3 | 5 | 8 | 14 |
| Noah Goertzen | 44 | 1 | 6 | 7 | 14 |
| Tristan Day | 40 | 1 | 3 | 4 | 32 |
| Aaron Brunn | 5 | 0 | 3 | 3 | 4 |
| Quade Froese | 42 | 1 | 2 | 3 | 29 |
| Robi Lewarne | 2 | 0 | 0 | 0 | 0 |
| Tyson Allison | 1 | 0 | 0 | 0 | 0 |
| Bench | | | | | 12 |
| Total | 44 | 163 | 258 | 421 | 797 |

PARKLAND RANGERS

| | GP | G | A | Pts | PIM |
|--------------------|----|-----|-----|-----|-----|
| Mark Liwiski | 37 | 25 | 29 | 54 | 121 |
| Dustin Mozdzen | 42 | 22 | 21 | 43 | 118 |
| Bradyn Smelski | 42 | 15 | 24 | 39 | 63 |
| Andrew Liwiski | 39 | 16 | 23 | 39 | 135 |
| Kurtis Luke | 42 | 12 | 25 | 37 | 66 |
| Carter Cockburn | 44 | 16 | 14 | 30 | 14 |
| Reece Hopfner | 44 | 15 | 14 | 29 | 14 |
| Jackson Betcher | 43 | 3 | 11 | 14 | 58 |
| Taron Topham | 40 | 3 | 10 | 13 | 30 |
| Jaeger Lapointe | 43 | 2 | 11 | 13 | 16 |
| Tanyon Koshowski | 41 | 6 | 6 | 12 | 68 |
| Brayden Delvenne | 31 | 5 | 6 | 11 | 4 |
| Darian Boychuk | 35 | 2 | 8 | 10 | 32 |
| Vincent Hughes | 44 | 1 | 6 | 7 | 82 |
| Warren Jubenvill | 29 | 2 | 4 | 6 | 12 |
| Nicholas Demchuk | 30 | 1 | 5 | 6 | 24 |
| Cole Haukaas | 42 | 0 | 5 | 5 | 18 |
| Evan Gullett | 43 | 1 | 3 | 4 | 32 |
| Mackenzie Hunter | 22 | 3 | 1 | 4 | 36 |
| Nicholas Arp | 2 | 0 | 2 | 2 | 0 |
| Zachary Dupasquier | 9 | 0 | 2 | 2 | 4 |
| Darrin Chrisp | 27 | 1 | 1 | 2 | 14 |
| Colby Cherneski | 4 | 0 | 0 | 0 | 4 |
| Ethan Campbell | 1 | 0 | 0 | 0 | 0 |
| Bench | | | | | 4 |
| Total | 44 | 151 | 231 | 382 | 969 |

NORMAN NORTHSTARS

| | GP | G | A | Pts | PIM |
|----------------------|----|-----|-----|-----|-----|
| Dennis Scatch | 42 | 14 | 24 | 38 | 38 |
| Ethan Stuckless | 39 | 17 | 16 | 33 | 53 |
| Tristan Galarneau | 36 | 6 | 18 | 24 | 63 |
| Charles Monger | 40 | 9 | 15 | 24 | 97 |
| Alex Murray | 44 | 13 | 11 | 24 | 70 |
| Albert Berard | 41 | 8 | 16 | 24 | 34 |
| Hunter Halcrow | 35 | 10 | 12 | 22 | 127 |
| Henry Muchikekwanape | 44 | 12 | 7 | 19 | 4 |
| Hunter Rambow | 42 | 4 | 13 | 17 | 32 |
| Jerome Linklater | 36 | 5 | 6 | 11 | 18 |
| Michael Venne | 28 | 7 | 4 | 11 | 38 |
| Keith Blacksmith | 33 | 1 | 7 | 8 | 2 |
| Dustin Parker | 41 | 1 | 5 | 6 | 81 |
| Drew Tait - Reaume | 35 | 1 | 5 | 6 | 82 |
| Derian Garrioch | 31 | 1 | 5 | 6 | 28 |
| Calem Ross | 39 | 1 | 4 | 5 | 64 |
| Tanner Pilon | 39 | 0 | 3 | 3 | 28 |
| Marco Nepitabo | 40 | 0 | 2 | 2 | 26 |
| Logan Evans | 8 | 0 | 2 | 2 | 2 |
| Allan Kohli | 1 | 0 | 1 | 1 | 0 |
| Braedin Melsted | 1 | 0 | 0 | 0 | 15 |
| Trent North | 2 | 0 | 0 | 0 | 4 |
| Sheldin Howard | 9 | 0 | 0 | 0 | 0 |
| Chase Gurniak | 2 | 0 | 0 | 0 | 0 |
| Bench | | | | | 10 |
| Total | 44 | 110 | 175 | 285 | 916 |

2016-2017 REGULAR SEASON SCORERS

SOUTHWEST COUGARS

| | GP | G | A | Pts | PIM |
|---------------------|----|-----|-----|-----|-----|
| Bryce Young | 41 | 26 | 18 | 44 | 58 |
| Dylan Fontaine | 44 | 17 | 24 | 41 | 52 |
| McCullough Park | 41 | 17 | 18 | 35 | 109 |
| Tanner Andrew | 44 | 14 | 15 | 29 | 32 |
| Carson Boyechko | 42 | 9 | 10 | 19 | 51 |
| Jordan Chudley | 42 | 1 | 16 | 17 | 102 |
| Caley Barscello | 43 | 10 | 5 | 15 | 8 |
| Jory Nychuk | 39 | 2 | 11 | 13 | 14 |
| Zach Wytinck | 13 | 2 | 10 | 12 | 8 |
| Josh Wiens | 37 | 6 | 5 | 11 | 43 |
| Callum Fortin | 42 | 6 | 5 | 11 | 22 |
| Tanner Lawrence | 39 | 2 | 7 | 9 | 10 |
| Michael Tilbury | 28 | 2 | 4 | 6 | 8 |
| Dexter Dalgleish | 27 | 3 | 3 | 6 | 12 |
| Jay Webber | 35 | 0 | 4 | 4 | 12 |
| Carson Brigden | 39 | 3 | 1 | 4 | 26 |
| Rylan Gudnason | 43 | 1 | 2 | 3 | 72 |
| Cody Shearer | 43 | 0 | 2 | 2 | 28 |
| Riley Wallace | 4 | 0 | 1 | 1 | 6 |
| Austin Clyne | 8 | 0 | 1 | 1 | 0 |
| Tanner Clyne | 4 | 1 | 0 | 1 | 0 |
| Jared McCorrister | 2 | 1 | 0 | 1 | 2 |
| Randy Cooke | 2 | 0 | 0 | 0 | 4 |
| Grady Franklin | 6 | 0 | 0 | 0 | 0 |
| Tyler Weatherbie | 2 | 0 | 0 | 0 | 0 |
| Kolby Chen | 1 | 0 | 0 | 0 | 0 |
| Brennan Schidlowsky | 1 | 0 | 0 | 0 | 2 |
| Bench | | | | | 2 |
| Total | 44 | 123 | 161 | 284 | 683 |

WINNIPEG THRASHERS

| | GP | G | A | Pts | PIM |
|------------------|----|-----|-----|-----|-----|
| Dawson McKenzie | 41 | 20 | 34 | 54 | 68 |
| Dylan Burton | 37 | 25 | 23 | 48 | 89 |
| Trent Halfdanson | 44 | 23 | 21 | 44 | 66 |
| Lewis Negrich | 44 | 16 | 27 | 43 | 94 |
| Reid Robertson | 42 | 16 | 26 | 42 | 18 |
| Noah Couch | 37 | 12 | 28 | 40 | 60 |
| Riley Johnson | 40 | 14 | 14 | 28 | 33 |
| Carter Ives | 43 | 6 | 19 | 25 | 78 |
| Curtis Rebeck | 44 | 12 | 12 | 24 | 36 |
| Jacy Kennedy | 39 | 13 | 10 | 23 | 12 |
| Mason Martin | 44 | 5 | 18 | 23 | 16 |
| Duncan Pierce | 25 | 10 | 13 | 23 | 79 |
| Ryan Gottfried | 42 | 4 | 14 | 18 | 28 |
| James Barclay | 44 | 5 | 12 | 17 | 48 |
| Gabriel Comeau | 44 | 5 | 8 | 13 | 36 |
| Carson Tiede | 44 | 2 | 11 | 13 | 40 |
| Preston Phillips | 41 | 4 | 7 | 11 | 53 |
| Andrew Hopko | 44 | 3 | 7 | 10 | 20 |
| Logan Thiessen | 2 | 0 | 2 | 2 | 0 |
| Jason Kotchon | 2 | 1 | 0 | 1 | 4 |
| Zachary Bennett | 1 | 0 | 0 | 0 | 2 |
| Ryden Fedych | 2 | 0 | 0 | 0 | 0 |
| Bench | | | | | 8 |
| Total | 44 | 196 | 306 | 502 | 888 |

WINNIPEG WILD

| | GP | G | A | Pts | PIM |
|-----------------|----|-----|-----|-----|-----|
| Cedric Chenier | 43 | 30 | 35 | 65 | 49 |
| Brett Namaka | 44 | 22 | 35 | 57 | 40 |
| Ben Coppinger | 42 | 24 | 29 | 53 | 34 |
| Hunter Cloutier | 44 | 29 | 15 | 44 | 30 |
| Eric Fawkes | 40 | 10 | 31 | 41 | 12 |
| Kyle Bettens | 40 | 16 | 24 | 40 | 32 |
| Mitchell Joss | 43 | 19 | 15 | 34 | 30 |
| Griffin Leonard | 41 | 15 | 16 | 31 | 24 |
| Zac Patrick | 39 | 4 | 25 | 29 | 36 |
| Reece Vitelli | 36 | 9 | 19 | 28 | 10 |
| Riley Cusack | 32 | 4 | 22 | 26 | 47 |
| Luke Seremet | 42 | 11 | 15 | 26 | 10 |
| Troy Earl | 43 | 5 | 20 | 25 | 67 |
| Nicholas Cicek | 34 | 3 | 21 | 24 | 87 |
| Mason Waite | 44 | 4 | 20 | 24 | 22 |
| Thomas Hansell | 29 | 12 | 10 | 22 | 16 |
| Jesse Gibbons | 28 | 6 | 12 | 18 | 26 |
| Alec Borger | 37 | 2 | 14 | 16 | 16 |
| Marco Esteves | 2 | 2 | 1 | 3 | 0 |
| Colby Jaquet | 7 | 0 | 3 | 3 | 4 |
| Jayson Szun | 3 | 1 | 1 | 2 | 2 |
| Niklas Anderson | 1 | 0 | 1 | 1 | 0 |
| Patrick Comeau | 2 | 0 | 1 | 1 | 0 |
| Blake Jacques | 2 | 0 | 0 | 0 | 2 |
| Ashton Klassen | 2 | 0 | 0 | 0 | 0 |
| Ryan Brennan | 1 | 0 | 0 | 0 | 0 |
| Mathew Shatsky | 2 | 0 | 0 | 0 | 0 |
| Luc Masse | 1 | 0 | 0 | 0 | 0 |
| Bench | | | | | 6 |
| Total | 44 | 228 | 385 | 613 | 602 |

YELLOWHEAD CHIEFS

| | GP | G | A | Pts | PIM |
|--------------------|----|-----|-----|-----|-----|
| Mackenzie Belinski | 44 | 21 | 33 | 54 | 40 |
| Noah Geekie | 41 | 26 | 20 | 46 | 4 |
| Ryan Heino | 43 | 18 | 27 | 45 | 23 |
| Ryder Richmond | 42 | 5 | 35 | 40 | 50 |
| Benoit Mowbray | 44 | 14 | 22 | 36 | 40 |
| Brian Mentuck | 44 | 9 | 24 | 33 | 36 |
| Josh Belcher | 44 | 12 | 21 | 33 | 18 |
| Jacob Tibbatts | 44 | 19 | 13 | 32 | 57 |
| Chad Nychuk | 40 | 4 | 28 | 32 | 18 |
| Cole Muir | 40 | 16 | 16 | 32 | 16 |
| Parker Johnson | 43 | 21 | 9 | 30 | 14 |
| Jaxon Heaney | 44 | 11 | 14 | 25 | 36 |
| Aidan Woodley | 44 | 3 | 21 | 24 | 24 |
| Eric Lemoine | 44 | 5 | 19 | 24 | 26 |
| Braden Gillies | 44 | 9 | 8 | 17 | 12 |
| Brayden Heapy | 44 | 1 | 8 | 9 | 80 |
| Parker Malchuk | 12 | 2 | 3 | 5 | 8 |
| Tanner Dutcawich | 10 | 0 | 1 | 1 | 8 |
| Logan Wotton | 5 | 0 | 1 | 1 | 2 |
| Reese Jones | 2 | 0 | 0 | 0 | 4 |
| Carson Haliuk | 1 | 0 | 0 | 0 | 0 |
| Bench | | | | | 6 |
| Total | 44 | 196 | 323 | 519 | 522 |

2016-2017 REGULAR SEASON GOALTENDERS

| | MIN | W | L | T | OTL | SOL | Shots | Saves | Pct | GA | Avg | SO |
|--------------------|---------|----|----|---|-----|-----|-------|-------|-------|-----|-------|----|
| Josh Scott | 120:00 | 2 | 0 | 0 | 0 | 0 | 78 | 75 | 0.962 | 3 | 1.50 | 0 |
| Trent Miner | 1500:27 | 15 | 9 | 0 | 1 | 0 | 741 | 675 | 0.911 | 66 | 2.64 | 4 |
| Max Paddock | 1035:03 | 9 | 7 | 0 | 0 | 1 | 588 | 541 | 0.920 | 47 | 2.72 | 0 |
| BRANDON (10) | 2655:30 | 26 | 16 | 0 | 1 | 1 | 1407 | 1291 | 0.918 | 116 | 2.85 | 4 |
| Erik Sigurdsson | 25:55 | 0 | 0 | 0 | 0 | 0 | 17 | 16 | 0.941 | 1 | 2.32 | 0 |
| Riley Sveistrup | 1627:48 | 14 | 9 | 0 | 3 | 1 | 851 | 763 | 0.897 | 88 | 3.24 | 0 |
| Miles Minor | 1005:58 | 11 | 6 | 0 | 0 | 0 | 465 | 408 | 0.877 | 57 | 3.40 | 0 |
| CENTRAL PLAINS (6) | 2659:41 | 25 | 15 | 0 | 3 | 1 | 1333 | 1187 | 0.890 | 146 | 3.43 | 0 |
| Noah Morin | 1464:22 | 14 | 9 | 0 | 2 | 0 | 655 | 594 | 0.907 | 61 | 2.50 | 3 |
| Danton Belluk | 1145:28 | 11 | 5 | 0 | 0 | 2 | 601 | 549 | 0.913 | 52 | 2.72 | 1 |
| Cameron Stephen | 14:03 | 0 | 0 | 0 | 0 | 0 | 4 | 3 | 0.750 | 1 | 4.27 | 0 |
| Owen McMillan | 45:57 | 0 | 1 | 0 | 0 | 0 | 18 | 12 | 0.667 | 6 | 7.83 | 0 |
| EASTMAN (2) | 2669:50 | 25 | 15 | 0 | 2 | 2 | 1278 | 1158 | 0.906 | 120 | 2.83 | 4 |
| Adam Swan | 1213:46 | 5 | 13 | 0 | 0 | 3 | 889 | 794 | 0.893 | 95 | 4.70 | 1 |
| Riley Buhay | 1404:57 | 5 | 15 | 1 | 1 | 1 | 1019 | 909 | 0.892 | 110 | 4.70 | 0 |
| Josh Bond | 9:31 | 0 | 0 | 0 | 0 | 0 | 5 | 3 | 0.600 | 2 | 12.61 | 0 |
| INTERLAKE (3) | 2628:14 | 10 | 28 | 1 | 1 | 4 | 1913 | 1706 | 0.892 | 207 | 4.79 | 1 |
| Cooper Hatfield | 1365:26 | 8 | 11 | 0 | 0 | 2 | 785 | 692 | 0.882 | 93 | 4.09 | 0 |
| Tyler Szturm | 1260:22 | 7 | 13 | 2 | 0 | 1 | 768 | 671 | 0.874 | 97 | 4.62 | 0 |
| KENORA (5) | 2625:48 | 15 | 24 | 2 | 0 | 3 | 1553 | 1363 | 0.878 | 190 | 4.47 | 0 |
| Allan Kohli | 1788:54 | 5 | 23 | 0 | 0 | 1 | 1316 | 1141 | 0.867 | 175 | 5.87 | 0 |
| Braedin Melsted | 858:41 | 2 | 13 | 0 | 0 | 0 | 624 | 519 | 0.832 | 105 | 7.34 | 0 |
| NORMAN (3) | 2647:35 | 7 | 36 | 0 | 0 | 1 | 1940 | 1660 | 0.856 | 280 | 6.41 | 0 |
| Zach Grouette | 19:14 | 0 | 0 | 0 | 0 | 0 | 9 | 8 | 0.889 | 1 | 3.12 | 0 |
| Rory Campbell | 31:52 | 0 | 0 | 0 | 0 | 0 | 14 | 12 | 0.857 | 2 | 3.77 | 0 |
| Nicholas Arp | 1295:29 | 8 | 10 | 0 | 0 | 2 | 667 | 575 | 0.862 | 92 | 4.26 | 1 |
| Quinn Munro | 1321:07 | 10 | 12 | 0 | 1 | 1 | 725 | 630 | 0.869 | 95 | 4.31 | 0 |
| PARKLAND (3) | 2667:42 | 18 | 22 | 0 | 1 | 3 | 1415 | 1225 | 0.866 | 190 | 4.34 | 1 |
| Aaron Brunn | 1938:51 | 19 | 12 | 0 | 0 | 1 | 983 | 891 | 0.906 | 92 | 2.85 | 3 |
| Martin Gagnon | 734:25 | 9 | 3 | 0 | 0 | 0 | 389 | 354 | 0.910 | 35 | 2.86 | 0 |
| PEMBINA VALLEY (6) | 2673:16 | 28 | 15 | 0 | 0 | 1 | 1372 | 1245 | 0.907 | 127 | 2.99 | 3 |
| Riley Wallace | 1341:57 | 9 | 13 | 0 | 0 | 0 | 757 | 674 | 0.890 | 83 | 3.71 | 0 |
| Randy Cooke | 1310:46 | 7 | 12 | 0 | 2 | 1 | 792 | 705 | 0.890 | 87 | 3.98 | 1 |
| SOUTHWEST (4) | 2652:43 | 16 | 25 | 0 | 2 | 1 | 1549 | 1379 | 0.890 | 170 | 3.94 | 1 |
| Zachary Bennett | 1500:23 | 18 | 5 | 0 | 0 | 2 | 865 | 810 | 0.936 | 55 | 2.20 | 4 |
| Logan Thiessen | 1156:49 | 9 | 7 | 0 | 1 | 2 | 643 | 587 | 0.913 | 56 | 2.90 | 1 |
| THRASHERS (3) | 2657:12 | 27 | 12 | 0 | 1 | 4 | 1508 | 1397 | 0.926 | 111 | 2.57 | 5 |
| Niklas Anderson | 1533:27 | 22 | 1 | 0 | 0 | 3 | 600 | 567 | 0.945 | 33 | 1.29 | 7 |
| Bennett Garber | 1117:04 | 13 | 5 | 0 | 0 | 0 | 447 | 405 | 0.906 | 42 | 2.26 | 4 |
| WILD (2) | 2650:31 | 35 | 6 | 0 | 0 | 3 | 1047 | 972 | 0.928 | 75 | 1.74 | 11 |
| Reese Jones | 1373:56 | 17 | 2 | 0 | 1 | 2 | 639 | 591 | 0.925 | 48 | 2.10 | 3 |
| Jeremy Dutcawich | 1301:16 | 13 | 4 | 1 | 1 | 3 | 560 | 493 | 0.880 | 67 | 3.09 | 2 |
| YELLOWHEAD (0) | 2675:12 | 30 | 6 | 1 | 2 | 5 | 1199 | 1084 | 0.904 | 115 | 2.58 | 5 |

() - Empty Net Goals

Dressed but did not play: BWK - Carter Bayanuk (10), Caden Wilson (1); NNS - Kenton Brass (2); PVH - Dylan Meulin (1), Griffin Dyck (1); WLD - Ryland Medwick (2), Kolby Thornton (1);

2016-2017 PLAYOFFS

| | GP | W | L | GF | GA | Pts |
|-------------------------|----|---|---|----|----|-----|
| Winnipeg Wild | 11 | 9 | 2 | 43 | 21 | 18 |
| Yellowhead Chiefs | 9 | 6 | 3 | 31 | 30 | 12 |
| Eastman Selects | 10 | 5 | 5 | 32 | 25 | 10 |
| Brandon Wheat Kings | 7 | 3 | 4 | 28 | 31 | 6 |
| Winnipeg Thrashers | 5 | 2 | 3 | 13 | 21 | 4 |
| Pembina Valley Hawks | 4 | 1 | 3 | 14 | 16 | 2 |
| Central Plains Capitals | 3 | 0 | 3 | 8 | 11 | 0 |
| Parkland Rangers | 3 | 0 | 3 | 7 | 21 | 0 |

CHAMPIONSHIP FINAL

Series G

Winnipeg Wild 2 Yellowhead Chiefs 1
 Winnipeg Wild 4 Yellowhead Chiefs 1
 Winnipeg Wild 4 Yellowhead Chiefs 1 (EN)

SEMI FINALS

Series E

Winnipeg Wild 4 Eastman Selects 2 (EN)
 Eastman Selects 3 Winnipeg Wild 1
 Winnipeg Wild 4 Eastman Selects 2 (EN)
 Eastman Selects 4 Winnipeg Wild 2 (EN)
 Winnipeg Wild 1 Eastman Selects 0

Series F

Yellowhead Chiefs 6 Brandon Wheat Kings 5 (2OT)
 Yellowhead Chiefs 4 Brandon Wheat Kings 3
 Yellowhead Chiefs 7 Brandon Wheat Kings 4 (EN)

QUARTER FINALS

Series A

Winnipeg Wild 8 Parkland Rangers 1
 Winnipeg Wild 5 Parkland Rangers 2
 Winnipeg Wild 8 Parkland Rangers 4

Series B

Yellowhead Chiefs 5 Central Plains Capitals 4
 Yellowhead Chiefs 3 Central Plains Capitals 2
 Yellowhead Chiefs 3 Central Plains Capitals 2

Series C

Eastman Selects 5 Winnipeg Thrashers 1 (EN)
 Winnipeg Thrashers 4 Eastman Selects 3
 Winnipeg Thrashers 5 Eastman Selects 3
 Eastman Selects 4 Winnipeg Thrashers 0
 Eastman Selects 6 Winnipeg Thrashers 3 (EN)

Series D

Brandon Wheat Kings 2 Pembina Valley Hawks 1
 Brandon Wheat Kings 5 Pembina Valley Hawks 4
 Pembina Valley Hawks 7 Brandon Wheat Kings 4
 Brandon Wheat Kings 5 Pembina Valley Hawks 2 (EN)

2016-2017 PLAYOFFS

SCORERS

| | Team | GP | G | A | Pts | PIM | PPG | PPA | SHG | SHA | GWC |
|--------------------|------|----|---|----|-----|-----|-----|-----|-----|-----|-----|
| Tate Pople | BWK | 7 | 6 | 11 | 17 | 2 | 0 | 5 | 1 | 0 | 1 |
| Ben Coppinger | WLD | 11 | 7 | 9 | 16 | 6 | 1 | 4 | 1 | 0 | 2 |
| Kyle Bettens | WLD | 11 | 8 | 8 | 16 | 2 | 5 | 0 | 0 | 0 | 0 |
| Cedric Chenier | WLD | 11 | 3 | 13 | 16 | 2 | 0 | 2 | 0 | 0 | 1 |
| Matthew Osadick | EMS | 10 | 7 | 7 | 14 | 8 | 2 | 5 | 0 | 0 | 2 |
| Jaymes Knee | BWK | 7 | 5 | 8 | 13 | 8 | 2 | 2 | 0 | 0 | 0 |
| Lynden McCallum | BWK | 7 | 6 | 6 | 12 | 2 | 2 | 1 | 0 | 0 | 1 |
| William Cruise | EMS | 10 | 3 | 9 | 12 | 12 | 1 | 5 | 0 | 0 | 1 |
| Rylan Hoffman | EMS | 9 | 2 | 8 | 10 | 6 | 1 | 2 | 0 | 0 | 0 |
| Cole DeKoninck | EMS | 10 | 6 | 4 | 10 | 4 | 3 | 4 | 0 | 0 | 1 |
| Mackenzie Belinski | YHD | 9 | 6 | 4 | 10 | 6 | 1 | 0 | 0 | 0 | 3 |
| Ryan Heino | YHD | 9 | 2 | 8 | 10 | 4 | 0 | 4 | 0 | 0 | 1 |
| Nicholas Cicek | WLD | 11 | 2 | 7 | 9 | 26 | 0 | 5 | 0 | 0 | 1 |
| Reece Vitelli | WLD | 11 | 3 | 6 | 9 | 0 | 1 | 0 | 0 | 0 | 0 |
| Preston Seymour | EMS | 10 | 4 | 4 | 8 | 6 | 1 | 2 | 1 | 0 | 0 |
| Brett Namaka | WLD | 11 | 4 | 4 | 8 | 2 | 0 | 0 | 0 | 0 | 1 |
| Luke Seremet | WLD | 11 | 3 | 5 | 8 | 2 | 0 | 1 | 0 | 0 | 1 |
| Dylan Halliday | BWK | 7 | 5 | 2 | 7 | 6 | 5 | 0 | 0 | 0 | 1 |
| Drew Draward | EMS | 10 | 1 | 6 | 7 | 8 | 1 | 3 | 0 | 0 | 0 |
| Noah Geekie | YHD | 9 | 4 | 3 | 7 | 0 | 0 | 1 | 0 | 0 | 0 |
| Jaxon Heeney | YHD | 9 | 3 | 4 | 7 | 22 | 3 | 2 | 0 | 0 | 0 |
| Parker Johnson | YHD | 9 | 3 | 4 | 7 | 2 | 1 | 0 | 0 | 0 | 0 |
| Dallon Wilton | EMS | 10 | 3 | 3 | 6 | 0 | 2 | 0 | 0 | 0 | 1 |
| Dawson Mckenzie | THS | 4 | 2 | 4 | 6 | 16 | 2 | 1 | 0 | 0 | 0 |
| Dylan Burton | THS | 5 | 1 | 5 | 6 | 4 | 0 | 3 | 0 | 0 | 0 |
| Griffin Leonard | WLD | 11 | 2 | 4 | 6 | 6 | 0 | 1 | 2 | 0 | 1 |

GOALTENDERS

| | Team | GP | MIN | W | L | SOG | SV | GA | Avg | Pct. | SO |
|-----------------|------|----|--------|---|---|-----|-----|----|------|------|----|
| Niklas Anderson | WLD | 11 | 669:39 | 9 | 2 | 242 | 222 | 20 | 1.79 | .917 | 1 |
| Noah Morin | EMS | 10 | 357:13 | 3 | 3 | 194 | 181 | 13 | 2.18 | .933 | 0 |
| Danton Belluk | EMS | 10 | 239:44 | 2 | 2 | 146 | 136 | 10 | 2.50 | .932 | 1 |
| Riley Sveistrup | CPC | 3 | 118:59 | 0 | 2 | 70 | 64 | 6 | 3.03 | .914 | 0 |
| Reese Jones | YHD | 9 | 568:20 | 6 | 3 | 280 | 251 | 29 | 3.06 | .896 | 0 |
| Logan Thiessen | THD | 5 | 120:00 | 1 | 1 | 56 | 49 | 7 | 3.50 | .875 | 0 |
| Aaron Brunn | PVH | 4 | 237:37 | 1 | 3 | 105 | 90 | 15 | 3.79 | .857 | 0 |
| Zachary Bennett | THS | 5 | 179:13 | 1 | 2 | 129 | 117 | 12 | 4.02 | .907 | 0 |
| Max Paddock | BWK | 3 | 117:37 | 1 | 1 | 74 | 66 | 8 | 4.08 | .892 | 0 |
| Trent Miner | BWK | 7 | 314:29 | 2 | 3 | 177 | 155 | 22 | 4.20 | .876 | 0 |
| Miles Minor | CPC | 3 | 59:15 | 0 | 1 | 39 | 34 | 5 | 5.06 | .872 | 0 |
| Nicholas Arp | PKD | 3 | 109:57 | 0 | 2 | 58 | 46 | 12 | 6.55 | .793 | 0 |
| Quinn Munro | PKD | 3 | 70:03 | 0 | 1 | 37 | 28 | 9 | 7.71 | .757 | 0 |

2016-2017 PLAYOFF SCORERS

BRANDON WHEAT KINGS

| | GP | G | A | PTS | PIM |
|------------------|----|----|----|-----|-----|
| Tate Popple | 7 | 6 | 11 | 17 | 2 |
| Jaymes Knee | 7 | 5 | 8 | 13 | 8 |
| Lynden McCallum | 7 | 6 | 6 | 12 | 2 |
| Dylan Halliday | 7 | 5 | 2 | 7 | 6 |
| Brett Paddock | 7 | 0 | 4 | 4 | 2 |
| Curtis Ireland | 7 | 1 | 2 | 3 | 0 |
| Keagan Morrison | 7 | 0 | 3 | 3 | 10 |
| Jake Thomson | 7 | 1 | 2 | 3 | 8 |
| Nolan Twerdoclib | 7 | 1 | 2 | 3 | 4 |
| Christian Halls | 7 | 1 | 2 | 3 | 12 |
| Drayson Collyer | 7 | 1 | 1 | 2 | 6 |
| Rhett Bryant | 7 | 0 | 1 | 1 | 6 |
| Colin Cook | 7 | 1 | 0 | 1 | 4 |
| Carter Sawchuk | 7 | 0 | 1 | 1 | 2 |
| Jackson Orr | 7 | 0 | 0 | 0 | 0 |
| Jared Twerdoclib | 7 | 0 | 0 | 0 | 0 |
| Tanner Morrison | 7 | 0 | 0 | 0 | 0 |
| Ryan Kokorudz | 5 | 0 | 0 | 0 | 2 |
| Bench | | | | | 2 |
| Total | 7 | 28 | 45 | 73 | 76 |

CENTRAL PLAINS CAPITALS

| | GP | G | A | PTS | PIM |
|------------------|----|---|----|-----|-----|
| Dawson Braun | 3 | 0 | 4 | 4 | 2 |
| Reilly Funk | 3 | 1 | 2 | 3 | 6 |
| Logan Calder | 3 | 2 | 1 | 3 | 0 |
| Tyler Van Deynze | 3 | 1 | 1 | 2 | 0 |
| Chance Dickenson | 3 | 0 | 1 | 1 | 2 |
| Jared Hulme | 3 | 0 | 1 | 1 | 2 |
| Logan Rands | 3 | 1 | 0 | 1 | 0 |
| Jaxon Blight | 3 | 1 | 0 | 1 | 0 |
| Mitchell Wilson | 1 | 1 | 0 | 1 | 0 |
| Zak Smith | 3 | 1 | 0 | 1 | 4 |
| Jayson Brooks | 3 | 0 | 0 | 0 | 2 |
| Garrett Maly | 3 | 0 | 0 | 0 | 2 |
| Brandon Kochen | 3 | 0 | 0 | 0 | 4 |
| Jordan Rogers | 3 | 0 | 0 | 0 | 0 |
| Gabe Odowichuk | 3 | 0 | 0 | 0 | 0 |
| Total | 3 | 8 | 10 | 18 | 24 |

EASTMAN SELECTS

| | GP | G | A | Pts | PIM |
|-------------------|----|----|----|-----|-----|
| Matthew Osadick | 10 | 7 | 7 | 14 | 8 |
| William Cruise | 10 | 3 | 9 | 12 | 12 |
| Rylan Hoffman | 9 | 2 | 8 | 10 | 6 |
| Cole DeKoninck | 10 | 6 | 4 | 10 | 4 |
| Preston Seymour | 10 | 4 | 4 | 8 | 6 |
| Drew Draward | 10 | 1 | 6 | 7 | 8 |
| Dallon Wilton | 10 | 3 | 3 | 6 | 0 |
| Matthew Hill | 10 | 1 | 4 | 5 | 0 |
| Burke Heide | 10 | 1 | 3 | 4 | 8 |
| Curtis Brule | 10 | 1 | 2 | 3 | 10 |
| Braydon Brown | 10 | 1 | 2 | 3 | 6 |
| Garrett Armistead | 10 | 0 | 2 | 2 | 4 |
| Liam Grossman | 9 | 2 | 0 | 2 | 15 |
| Troy Beauchemin | 10 | 0 | 1 | 1 | 4 |
| Joel Delorme | 10 | 0 | 1 | 1 | 2 |
| Evan Sumaling | 3 | 0 | 0 | 0 | 0 |
| Blair McGowan | 10 | 0 | 0 | 0 | 14 |
| Josh Beauchemin | 5 | 0 | 0 | 0 | 0 |
| Total | 10 | 32 | 56 | 88 | 107 |

PARKLAND RANGERS

| | GP | G | A | PTS | PIM |
|------------------|----|---|----|-----|-----|
| Mark Liwiski | 3 | 1 | 4 | 5 | 6 |
| Dustin Mozden | 3 | 5 | 0 | 5 | 2 |
| Andrew Liwiski | 3 | 0 | 4 | 4 | 12 |
| Carter Cockburn | 3 | 0 | 2 | 2 | 0 |
| Cole Haukaas | 3 | 0 | 1 | 1 | 2 |
| Warren Jubenvill | 3 | 1 | 0 | 1 | 0 |
| Jackson Betcher | 3 | 0 | 0 | 0 | 6 |
| Kurtis Luke | 3 | 0 | 0 | 0 | 2 |
| Brayden Delvenne | 3 | 0 | 0 | 0 | 0 |
| Taron Topham | 3 | 0 | 0 | 0 | 0 |
| Evan Gullett | 3 | 0 | 0 | 0 | 2 |
| Tanyon Koshowski | 1 | 0 | 0 | 0 | 0 |
| Vincent Hughes | 3 | 0 | 0 | 0 | 4 |
| Reece Hopfner | 3 | 0 | 0 | 0 | 0 |
| Darian Boychuk | 1 | 0 | 0 | 0 | 0 |
| Nicholas Demchuk | 3 | 0 | 0 | 0 | 0 |
| Bradyn Smelski | 3 | 0 | 0 | 0 | 2 |
| Darrin Chrisp | 1 | 0 | 0 | 0 | 0 |
| Jaeger Lapointe | 3 | 0 | 0 | 0 | 0 |
| Total | 3 | 7 | 11 | 18 | 38 |

2015-2016 PLAYOFF SCORERS

PEMBINA VALLEY HAWKS

| | GP | G | A | PTS | PIM |
|-------------------|----|----|----|-----|-----|
| Garrett Szeremley | 4 | 1 | 4 | 5 | 2 |
| Travis Penner | 4 | 2 | 2 | 4 | 4 |
| Cade Kowalski | 4 | 0 | 4 | 4 | 2 |
| Jayden McCarthy | 4 | 1 | 3 | 4 | 6 |
| Nicholas Hatley | 4 | 2 | 1 | 3 | 0 |
| Kolton Shindle | 4 | 2 | 1 | 3 | 4 |
| Elijah Carels | 4 | 3 | 0 | 3 | 4 |
| Caleb Unrau | 4 | 1 | 1 | 2 | 4 |
| Logan Rose | 4 | 0 | 2 | 2 | 0 |
| Owen Wiebe | 4 | 0 | 1 | 1 | 2 |
| Everett Bestland | 4 | 1 | 0 | 1 | 4 |
| Noah Goertzen | 4 | 0 | 1 | 1 | 0 |
| Sven Schefer | 4 | 1 | 0 | 1 | 2 |
| Aaron Brunn | 1 | 0 | 0 | 0 | 2 |
| Wyatt Cobb | 4 | 0 | 0 | 0 | 2 |
| Quade Froese | 4 | 0 | 0 | 0 | 0 |
| Tristan Day | 4 | 0 | 0 | 0 | 2 |
| Dylan Dacquay | 4 | 0 | 0 | 0 | 0 |
| Total | 4 | 14 | 20 | 34 | 40 |

WINNIPEG THRASHERS

| | GP | G | A | PTS | PIM |
|------------------|----|----|----|-----|-----|
| Dawson Mckenzie | 4 | 2 | 4 | 6 | 16 |
| Dylan Burton | 5 | 1 | 5 | 6 | 4 |
| Ryan Gottfried | 5 | 2 | 2 | 4 | 2 |
| Mason Martin | 5 | 2 | 1 | 3 | 2 |
| Lewis Negrich | 5 | 2 | 1 | 3 | 14 |
| Preston Phillips | 5 | 1 | 2 | 3 | 4 |
| Riley Johnson | 5 | 0 | 2 | 2 | 23 |
| Reid Robertson | 5 | 1 | 1 | 2 | 0 |
| Curtis Rebeck | 5 | 1 | 0 | 1 | 4 |
| Carson Tiede | 5 | 1 | 0 | 1 | 2 |
| Gabriel Comeau | 5 | 0 | 0 | 0 | 6 |
| Andrew Hopko | 5 | 0 | 0 | 0 | 4 |
| Jacy Kennedy | 5 | 0 | 0 | 0 | 0 |
| Noah Couch | 5 | 0 | 0 | 0 | 6 |
| Trent Halfdanson | 5 | 0 | 0 | 0 | 6 |
| Carter Ives | 5 | 0 | 0 | 0 | 2 |
| James Barclay | 5 | 0 | 0 | 0 | 0 |
| Bench | | | | | 2 |
| Total | 5 | 13 | 18 | 31 | 97 |

WINNIPEG WILD

| | GP | G | A | PTS | PIM |
|-----------------|----|----|----|-----|-----|
| Ben Coppinger | 11 | 7 | 9 | 16 | 6 |
| Kyle Bettens | 11 | 8 | 8 | 16 | 2 |
| Cedric Chenier | 11 | 3 | 13 | 16 | 2 |
| Nicholas Cicek | 11 | 2 | 7 | 9 | 26 |
| Reece Vitelli | 11 | 3 | 6 | 9 | 0 |
| Brett Namaka | 11 | 4 | 4 | 8 | 2 |
| Luke Seremet | 11 | 3 | 5 | 8 | 2 |
| Griffin Leonard | 11 | 2 | 4 | 6 | 6 |
| Hunter Cloutier | 11 | 2 | 3 | 5 | 6 |
| Mason Waite | 11 | 1 | 4 | 5 | 4 |
| Riley Cusack | 11 | 1 | 3 | 4 | 8 |
| Zac Patrick | 11 | 1 | 3 | 4 | 4 |
| Jesse Gibbons | 11 | 1 | 2 | 3 | 14 |
| Eric Fawkes | 11 | 2 | 1 | 3 | 8 |
| Troy Earl | 11 | 0 | 2 | 2 | 6 |
| Alec Berger | 11 | 1 | 1 | 2 | 6 |
| Thomas Hansell | 3 | 2 | 0 | 2 | 2 |
| Mitchell Joss | 11 | 0 | 2 | 2 | 14 |
| Total | 11 | 43 | 77 | 120 | 118 |

YELLOWHEAD CHIEFS

| | GP | G | A | PTS | PIM |
|--------------------|----|----|----|-----|-----|
| Mackenzie Belinski | 9 | 6 | 4 | 10 | 6 |
| Ryan Heino | 9 | 2 | 8 | 10 | 4 |
| Noah Geekie | 9 | 4 | 3 | 7 | 0 |
| Jaxon Heeney | 9 | 3 | 4 | 7 | 22 |
| Parker Johnson | 9 | 3 | 4 | 7 | 2 |
| Ryder Richmond | 9 | 1 | 4 | 5 | 12 |
| Jacob Tibbatts | 7 | 4 | 1 | 5 | 2 |
| Brian Mentuck | 9 | 0 | 4 | 4 | 4 |
| Josh Belcher | 9 | 3 | 1 | 4 | 4 |
| Cole Muir | 9 | 0 | 4 | 4 | 4 |
| Benoit Mowbray | 9 | 1 | 2 | 3 | 2 |
| Chad Nychuk | 9 | 1 | 2 | 3 | 2 |
| Eric Lemoine | 9 | 1 | 2 | 3 | 0 |
| Braden Gillies | 9 | 2 | 0 | 2 | 4 |
| Brayden Heapy | 9 | 0 | 1 | 1 | 8 |
| Parker Malchuk | 9 | 0 | 1 | 1 | 4 |
| Aidan Woodley | 8 | 0 | 0 | 0 | 6 |
| Total | 9 | 31 | 45 | 76 | 86 |

2016-2017 PLAYOFF GOALTENDERS

| | MIN | W | L | Shots | Saves | GA | Avg. | Pct. | SO |
|--------------------|--------|---|---|-------|-------|-----|------|------|----|
| Max Paddock | 117:37 | 1 | 1 | 74 | 68 | 8 | 4.08 | .892 | 0 |
| Trent Miner | 314:29 | 2 | 3 | 177 | 155 | 22 | 4.20 | .876 | 0 |
| BRANDON (1) | 432:06 | 3 | 4 | 251 | 223 | 30 | 4.30 | .888 | 0 |
| Riley Sveistrup | 118:59 | 0 | 2 | 70 | 64 | 6 | 3.03 | .914 | 0 |
| Miles Minor | 59:15 | 0 | 1 | 39 | 34 | 5 | 5.06 | .872 | 0 |
| CENTRAL PLAINS (0) | 178:14 | 0 | 3 | 109 | 98 | 11 | 3.67 | .899 | 0 |
| Noah Morin | 357:13 | 3 | 3 | 194 | 181 | 13 | 2.18 | .933 | 0 |
| Danton Belluk | 239:44 | 2 | 2 | 146 | 136 | 10 | 2.50 | .932 | 1 |
| EASTMAN (2) | 596:57 | 5 | 5 | 340 | 317 | 23 | 2.51 | .932 | 1 |
| Nicholas Arp | 109:57 | 0 | 2 | 58 | 46 | 12 | 6.55 | .793 | 0 |
| Qunn Munro | 70:03 | 0 | 1 | 37 | 28 | 9 | 7.71 | .757 | 0 |
| PARKLAND (0) | 180:00 | 0 | 3 | 95 | 74 | 21 | 7.00 | .779 | 0 |
| Aaron Brunn | 237:37 | 1 | 3 | 105 | 90 | 15 | 3.79 | .857 | 0 |
| PEMBINA VALLEY (1) | 237:37 | 1 | 3 | 105 | 90 | 16 | 4.04 | .857 | 0 |
| Logan Thiessen | 120:00 | 1 | 1 | 56 | 49 | 7 | 3.50 | .875 | 0 |
| Zachary Bennett | 179:13 | 1 | 2 | 129 | 117 | 12 | 4.02 | .907 | 0 |
| THRASHERS (2) | 299:13 | 2 | 3 | 19 | 185 | 166 | 4.21 | .897 | 0 |
| Niklas Anderson | 669:39 | 9 | 2 | 242 | 222 | 20 | 1.79 | .917 | 1 |
| WILD (1) | 669:39 | 9 | 2 | 242 | 222 | 20 | 1.88 | .917 | 1 |
| Reese Jones | 568:20 | 6 | 3 | 280 | 251 | 29 | 3.06 | .896 | 0 |
| YELLOWHEAD (1) | 568:20 | 6 | 3 | 280 | 251 | 29 | 3.17 | .896 | 0 |

() - Empty Net Goals

Dressed but did not play: BWK – Josh Scott (2), Carter Baranyk (2); PVH – Martin Gagnon (4); WLD – Bennett Garber (10), Kolby Thornton (1); YHD – Jeremy Dutcawich (9).