

2017-18 NRYHA Coaching Evaluation Summary Report



Survey Distribution and Results

NRYHA Coaching Evaluation was distributed via email from nryha.net admin in May. Survey and results were managed by google forms.

Results represent responses as of May 3, 2018.

Survey Directions

NRYHA Coaching Evaluation

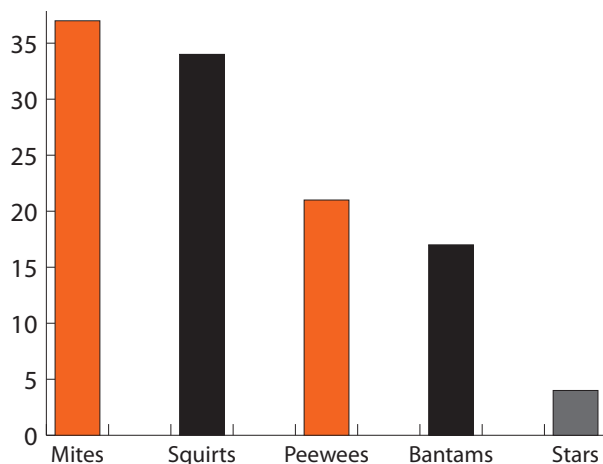
Parental feedback is an essential part of running our association. The NRYHA Board and Program Development Committee (PDC) believes that parents/guardians have opinions that have a significant impact on the attitude of the player toward their coaching staff. Communication with the parents is essential to having a good two-way relationship. The following is an evaluation form that NRYHA will be using in their “Coaching Evaluations”. The results of the Parent or Guardian evaluation form will assist the PDC, the Board, and coaches in planning for the future.

Please fill out one evaluation per team.

Team Information - Overall Results

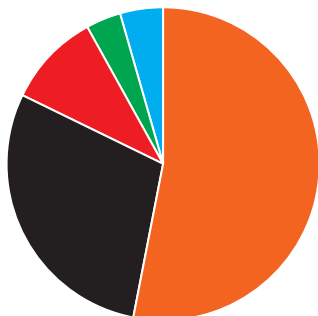
Total Number of Respondents 113

An increase of 17 respondents from 2017



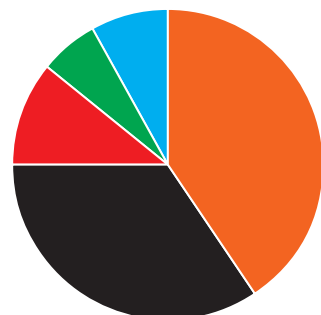
Teams	2018 Respondents	2017 Respondents	Change
Mini Mites	7	5	+2
Mites Levels 2-4	30	33	-3
Squirt C	12	2	+10
Squirt B	8	8	–
Squirt A	14	10	+4
Peewee B	8	6	+2
Peewee A	13	10	+3
Bantam B	8	3	+5
Bantam A	9	4	+5
Stars U10	0	4	–
Stars U12	2	9	-7
Stars U14	2	1	+1

Your Experiences - Overall Responses



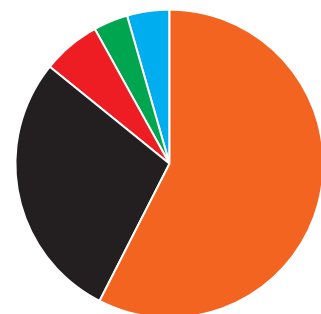
The Coaching staff has a strong knowledge of the game

	2018			2017		
	Response			Response		+/-%
Strongly Agree	60	53%	82%	53	55%	-2
Agree	33	29%		32	33%	-4
Neither agree nor disagree	11	10%		10	10%	—
Disagree	4	3%	7%	1	1%	+2
Strongly Disagree	5	4%		0	0%	+4



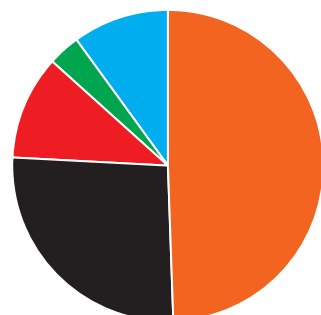
The Coach's communication was effective

	2018			2017		
	Response			Response		+/-%
Strongly Agree	42	44%	78%	42	44%	—
Agree	33	34%		33	34%	+1
Neither agree nor disagree	9	9%		9	9%	-2
Disagree	5	5%	12%	5	5%	-5
Strongly Disagree	7	7%		7	7%	+5



The Coach(s) was prepared for practices and games

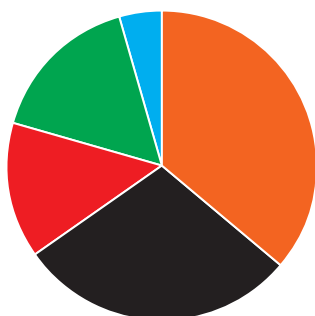
	2018			2017		
	Response			Response		+/-%
Strongly Agree	65	58%	86%	56	58%	—
Agree	32	28%		127	28%	—
Neither agree nor disagree	7	6%		6	6%	—
Disagree	4	4%	8%	5	5%	-1
Strongly Disagree	5	4%		2	2%	+2



I would recommend this coach be retained to coach next year

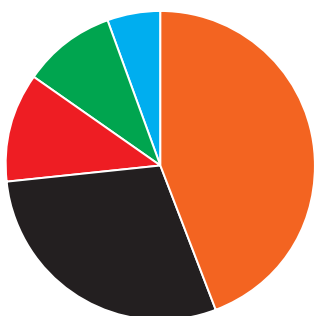
	2018			2017		
	Response			Response		+/-%
Strongly Agree	56	50%	77%	57	59%	-9
Agree	30	27%		21	22%	+5
Neither agree nor disagree	12	11%		6	6%	+5
Disagree	4	4%	14%	7	7%	-3
Strongly Disagree	11	10%		5	5%	+5

Your Child's Experiences - Overall Responses



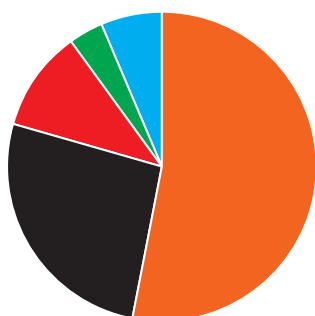
My child was challenged during practices

	2018			2017		
	Response			Response		+/-%
Strongly Agree	41	36%	65%	42	44%	-8
Agree	33	29%		31	32%	-3
Neither agree nor disagree	16	14%		6	6%	+8
Disagree	18	16%	20%	13	14%	+2
Strongly Disagree	5	4%		4	4%	—



My child's skill level improved throughout the year

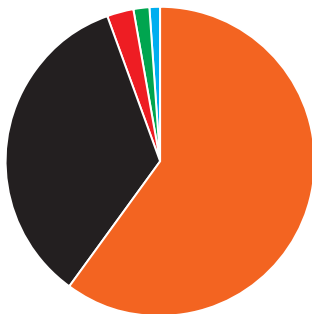
	2018			2017		
	Response			Response		+/-%
Strongly Agree	50	44%	73%	51	53%	-7
Agree	33	29%		19	20%	+9
Neither agree nor disagree	13	12%		8	8%	+4
Disagree	11	10%	15%	12	13%	-3
Strongly Disagree	6	5%		6	6%	-1



My child enjoyed his/her experience this year

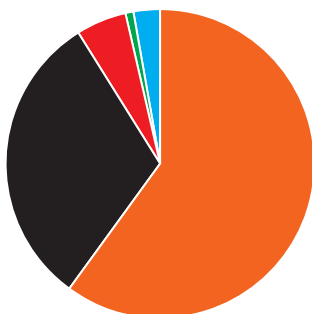
	2018			2017		
	Response			Response		+/-%
Strongly Agree	60	53%	80%	44	46%	-10
Agree	30	27%		36	38%	+9
Neither agree nor disagree	12	11%		4	4%	—
Disagree	4	3%	9%	8	8%	—
Strongly Disagree	7	6%		4	4%	+1

Team Manager - Overall Responses



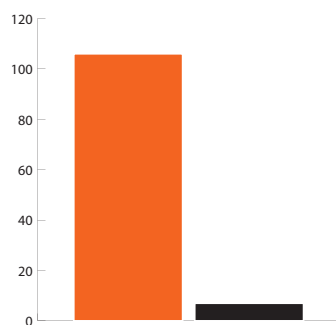
The Team Manager's communication was effective

	2018			2017		
	Response			Response		+/-%
Strongly Agree	68	60%	95%	52	54%	+6
Agree	39	35%		34	35%	—
Neither agree nor disagree	3	3%		5	5%	-2
Disagree	2	2%	3%	1	1%	+1
Strongly Disagree	1	1%		4	4%	-3



How would you describe the amount of communication?

	2018			2017		
	Response			Response		+/-%
Great - the right amount	68	60%	88%	57	59%	+1
Good	35	31%		28	29%	+2
Ok	6	5%		8	8%	-3
Bad	1	1%	3%	2	2%	-1
Not Effective	3	3%		1	1%	+2



Would you recommend this team manager for next year?

	2018			2017		
	Response			Response		+/-%
Yes	106	94%		89	93%	+1
No	7	6%		7	7%	-1