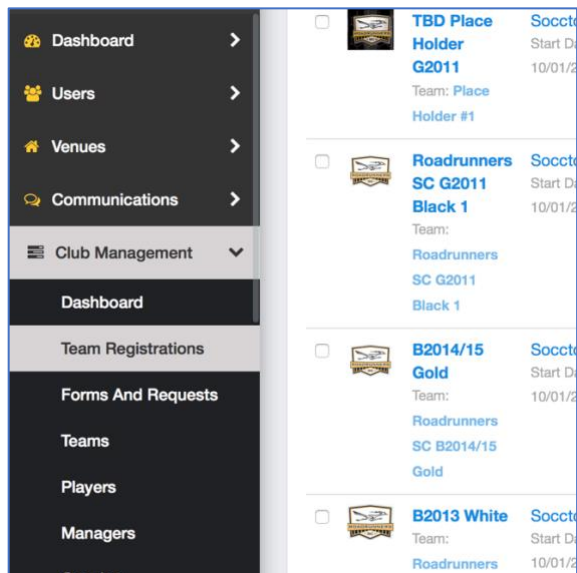


## How to upload Documents in GOTSPORT (do not upload in Gotsoccer)

Sign in to your account: <https://system.gotsport.com/>

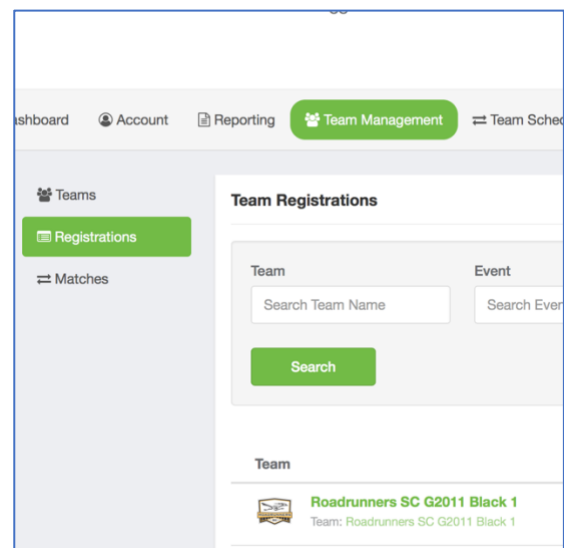
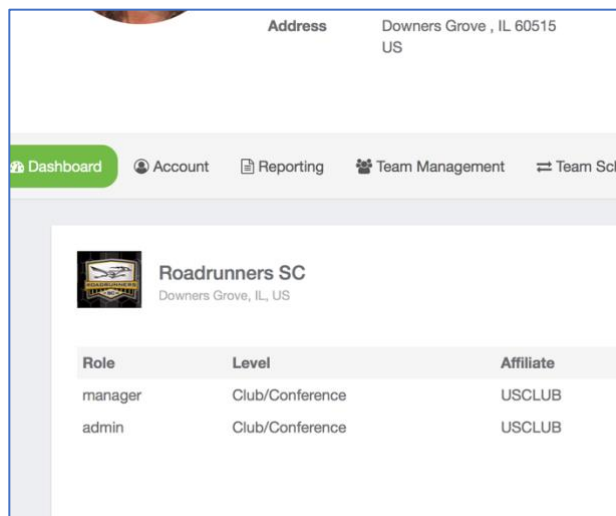
### 1. Admin view:

Click on Dashboard, then CLUB Management, then Team Registrations ( if admin access)



### 2. Coach or TM view:

Click on Dashboard, then TEAM Management, then Team Registrations ( if admin access)



3. For either view you will see a list of teams, Select the tournament team you want to load documents into from the list of registrations for Socctoberfest (registration will open up):

Team	Event
 <b>Roadrunners SC G2011 Black 1</b> Team: Roadrunners SC G2011 Black 1	Socctoberfest
 <b>B2014/15 Gold</b> Team: Roadrunners SC B2014/15 Gold	Socctoberfest
 <b>B2013 White</b> Team: Roadrunners SC B2013 White	Socctoberfest

4. Select Registration Tab

5. Then select yellow Edit button

Team Registration - Roadrunners SC G2011 Black 1

Info Registration Billing Roster Schedule

Registration Form Answers [Edit](#)

Medical Releases (one file grouped)

Covid Acknowledement Form

Optional Guest Player Form (only needed if a player is from outside the state)

Virtual Player Passes (Please make one pdf with all passes included)

6. Add documents in the correct field.

Team Registration - Roadrunners SC G2011 Black 1

Info Registration Billing Roster Schedule

Registration Form Answers

Medical Releases (one file grouped)

[Choose File](#) no file selected

Covid Acknowledement Form

[Choose File](#) no file selected

Optional Guest Player Form (only needed if a player is from outside the state)