

OAA BACK TO THE DIAMOND
TRAVELING BASEBALL

The following guidelines apply to all OAA Traveling Baseball Activities to ensure the safety of players, coaches and families.

Traveling Baseball has designated a Safe Play representative. This person oversees communicating the COVID plan to families and coaches.

MDH guidelines for safe play should be incorporated and can be found here <https://www.health.state.mn.us/diseases/coronavirus/sportsguide.pdf>.

Current guidance indicates masks are required at all times for youth sports!

Practices:

1. All families are expected to educate their players on the practice requirements.
 - a. All participants will be asked to do a self-health check using the MDH home screen tool at [Home Screening Tool for COVID-19 Symptoms \(state.mn.us\)](https://www.health.state.mn.us/diseases/coronavirus/sportsguide.pdf)
 - b. If a player/coach thinks they are sick, stay home! Specifically: symptoms of acute respiratory disease (i.e. cough, sore throat, shortness of breath), fever, sudden loss of smell or taste, OR been diagnosed with COVID-19 (which would follow state-mandated quarantine requirements). If a coach, administrator, or official has a concern about a player's health, they should send the player home.
2. To promote social distancing at practices players will be split into two groups.
 - a. The two groups practice together but we want gear stored separately.
 - b. Player equipment for each group should be stored on separate base paths.
 - c. Parents are not allowed on the field area. They can stay in their cars or in the parking lot area or they can watch from a distance of at least 20 feet from the field of play and dugouts. Social distancing of at least 6 feet is required and masks are required.
3. Players and coaches should remain at least 6 feet apart.
 - a. Player Equipment bags should be spaced at least 6 feet far apart and left hung outside of the dugout/bench area.
 - b. Dugout/Bench the 6-foot distance required between each participant. No more that 3 people in the dugout area at a time.
4. No sharing of equipment such as bats, batting helmets or gloves or personally owned Catcher equipment.
5. Shared catcher gear must be disinfected before each practice and can only be utilized by one individual during practices.
6. Food and Beverages – Water and drinks are permitted and should not be shared. No food including sunflower seeds or gum will be allowed. Ensure all participants are 10 feet apart during any water break. All participants should disinfect hands prior to beginning the water break.
7. Players should bring hand sanitizer and or wipes to disinfect during breaks and wipe down their gear and hands.
8. The Safe Play representative will be checking practices to ensure compliance. We will also be sending out periodic emails to families for their input to ensure compliance.

OAA BACK TO THE DIAMOND TRAVELING BAEBALL

9. Players, coaches or families who do not comply with these requirements will not be allowed to practice with the team or play games when they begin.

Typical Practice Schedule:

1. Coach emails teams and indicates date, time and which group each player is assigned to.
 - a. Groups can be designated as First Base Line and Third Base Line
2. Prior to leaving for practice each participant does a self-health check utilizing the MDH tool.
3. Players are dropped off and proceed to their pre-determined group First or Third Base Line.
4. Players disinfect hands prior to the start of practice, either by wipe or hand sanitizer.
5. Water Breaks, players go to their respective baseline and disinfect hands prior to drinking.

OAA Responsibilities

- Distribute and post OAA Back to the Diamond requirements along with Maplewood Covid plan.
- Be sensitive and accommodating to parents that may be uncomfortable with returning to play

Coach & Team Responsibilities

- Follow all OAA Back to the Diamond requirements.
- Track attendance at practice and games for Covid tracing.
- Send athletes home if they are not feeling well
- Ensure all athletes have their own individual equipment (bat, glove, water, batting helmet etc.)
- Ensure activities provide adequate social distancing.
- Respect players, parents and families by accommodating those that may not yet be comfortable returning

Parent

- Check child's temperature and utilize MN Home Screen tool prior to attending any activities
- Ensure child's clothing is washed after every activity
- Ensure all equipment (cleats, bat, glove, water, batting helmet) is sanitized prior to any activity
- Notify Director & coach if your child becomes ill for any reasons
- Supply your child with individual sanitizer
- Adhere to all social distancing expectations
- Ensure your child has plenty of water

OAA BACK TO THE DIAMOND
TRAVELING BAEBALL

Player

- Adhere to all Return to Play protocols
- Wash hands thoroughly before and after all activities
- Ensure all equipment (cleats, bat, glove, water, batting helmet) is sanitized prior to any activity
- Do not share water, food, or equipment
- Respect and practice social distancing, as required in these guidelines
- Place equipment, bags, etc. at least 6 feet apart
- No high 5's, handshakes, knuckles, or group celebrations

OAA BACK TO THE DIAMOND
TRAVELING BASEBALL

Maplewood Specific Information – Not included on our website until approved by Maplewood.

General Information Questions:

1. Is there a regional, state or national level organization or league that is providing guidance? **Yes**
 - a. **Minnesota Youth Athletic Association**
 - b. **Minnesota Department of Health**
2. How will you publish your COVID-19 plan to your group? **It is published on the OAA Traveling Baseball website and the link emailed to each family. We also required a waiver was signed by all families and the coach or Safety Representatives has a paper copy for each player.**
 - a. **Link to website <https://www.oaaonline.com/page/show/733888-traveling-baseball>**
3. Establish Preparedness Plan Compliance Contacts
 - a. City Contact: **Chris Hesse 612-590-9522 or Tbaseball@oaaonline.com**
 - b. Group Contacts/Safe Play Representative: **Overall contact is Chris Hesse**

Preparedness Plan Requirements

Preparedness document needs to address the following:

1. Description of the plan to implement social distancing parameters based on current state/federal guidelines. – **Covered in OAA Document**
 - a. How are coaches being trained to understand current requirements? **In person meeting with Traveling Baseball director prior to first practice.**
 - b. How are guardians being educated on your group's preparedness plan? **It was posted on the website and a link mailed out to all families. Then all families were required to sign a waiver which indicates understanding and acceptance of guidelines.**
 - i. When was the last instance of this education? **Reminders are sent Biweekly last one 03/15/2021. Additional communication will be sent out prior to use of Maplewood fields.**
 - ii. Do you have documented acknowledgment from all guardians regarding this plan? **All parents signed a waiver which is also posted on our website. The waiver had to be signed and in OAA possession prior to practices.**
2. Description of guardian responsibilities within your plan.
 - a. The City requires that all plans, at a minimum, require a guardian self-assessment of the participant prior to attending that day. Included in the links section is the MDH self-screening tool. **This is in our plan.**
 - b. How does your plan address participant screening? **Biweekly reminders are sent out to families about compliance. Players will be asked if their family completed the self-check prior to practice or games.**
3. How does your plan address spectators?
 - a. Where are they being told to stay during program time? **We request they not attend practice or stay in their car or stay at least 20 feet from the field and social distancing is still required if they are not in their car.**
 - b. How will this be monitored/enforced? **The coach and the Safe Play representative monitor this. We also ask the families to help monitor if they see an issue dropping off or picking up. They are encouraged to report it to the director.**

OAA BACK TO THE DIAMOND
TRAVELING BAEBALL

- c. How will violations be addressed? **The offending party will be asked to leave with their son and is not allowed to return to practice until willing to comply with the guidelines.**
4. Equipment usage parameters based on current state/federal guidelines.
 - a. What is your equipment usage plan for various phases of play?
 - i. **OAA provided Catcher's gear is disinfected by the coach prior to practice and cannot be shared during practice. We will attempt to give each coach two sets of catchers gear.**
 - ii. **No sharing of personal equipment between players.**
 - b. Will there be shared equipment? **Yes Baseballs, team bats and possibly catchers gear. Each team has two sets of Catcher's gear so it would not be shared on an individual day and disinfected before the next use. If team bats are used (only if family cannot provide one) they will need to be disinfected between use.**
5. Description of procedures implemented to ensure sanitization and disinfection of equipment and touch points of your activity.
 - a. Who is responsible for the cleaning of shared equipment? **Coach, assistant coach or team manager. Reminders sent by safe play representative and periodic unannounced in person validation.**
 - b. How is this person being trained to do this? **Meeting with the director and email reminders.**
 - c. Who is responsible for providing that person with proper cleaning supplies? **Currently being supplied by the coach and Safe Play representative.**
6. Description of mitigation factors dealing with uncontrolled times. *Such as pick up and drop off, parking lot etiquette, pre/post play loitering, etc.*
 - a. What is the plan for pick up and drop off to ensure proper social distancing? **Parents are asked to stay in their cars for pickup. No loitering in parking lots.**
 - b. What are the field/facility entrance and exit plans to ensure proper social distancing? **Boys are split between Third Base and First Base baselines and are required to store their gear 10 feet apart. They then put their stuff away, apply hand sanitizer and are asked to head to their family's car.**
7. Site-specific plan details.
 - a. Plans must address all above information for the specific site for which you are requesting a permit.
 - b. Include a map (google map earth view) with notations and markings regarding the specific plan details as it pertains to that specific location.
 - c. What personal protective equipment (PPE) and procedures will you be implementing for participants, coaches/instructors, officials, or spectators?
 - d. If situational, describe the parameters for the situational usage.
 - e. Who will be providing the PPE required by your plan (club/org or participant/coach etc)? **Participants**
8. COVID-19 Contraction.
 - a. What is the plan of action if a participant, coach, spectator etc. tests positive for COVID-19? **All participants will be notified. Depending on the specific situation we will ask anyone who may have come within 6 feet of the participant to follow MDH guidelines and get tested.**
 - b. What is the plan of action if a participant or coach comes into contact with someone who was COVID-19 positive during the season? **They should get tested per MDH guidelines before returning to play.**

OAA BACK TO THE DIAMOND
TRAVELING BASEBALL



Site Specific Information 13U


1. Practices

- a. Blue arrows indicate drop off path used by players.
- b. Red arrows indicate pickup path used by players.
- c. P1 is area ½ team stores gear 10 ft apart on fence
- d. P2 is area ½ team stores gear 10 ft apart on fence.
- e. F1 is the area where families can watch practice if they need to attend. They will need to return to cars before the team is dismissed.


OAA BACK TO THE DIAMOND
TRAVELING BAEBALL

2. Games

- a. Home team will use blue arrows in and out with Safe Play rep enforcing distancing along with coach. Safe Play Rep directs game time arrivals
- b. Away team will use red arrows path in and out with team being required to safe distance.
- c. Each player brings his own chair (X below) to extend dugouts. Gear and chair together 10 feet from other players. Only enter dugout when you are 3rd or 4th in line to bat along with one coach. See diagram below.



- d. Families should not have friends or extended relatives come to games. Immediate family or guardian only. Parents will need to sit outside of either First base or third base and along the outfield fence at 6 foot distancing at a minimum. See diagram below. Blue home green away




OAA BACK TO THE DIAMOND
TRAVELING BAEBALL

- e. Families will be asked to not take seating until 20 minutes prior to game start so that all team members can first arrive.
- f. Away team will be asked to take the long way around without getting within 10 feet of the home spectators.

OAA BACK TO THE DIAMOND
TRAVELING BASEBALL

Site Specific 14U



1. Practices
 - a. Blue arrows indicate drop off path used by players.
 - b. Blue arrows indicate pickup path used by players with Safe Play rep enforcing social distancing.
 - c. P1 is area ½ team stores gear 10 ft apart on fence

OAA BACK TO THE DIAMOND
TRAVELING BASEBALL

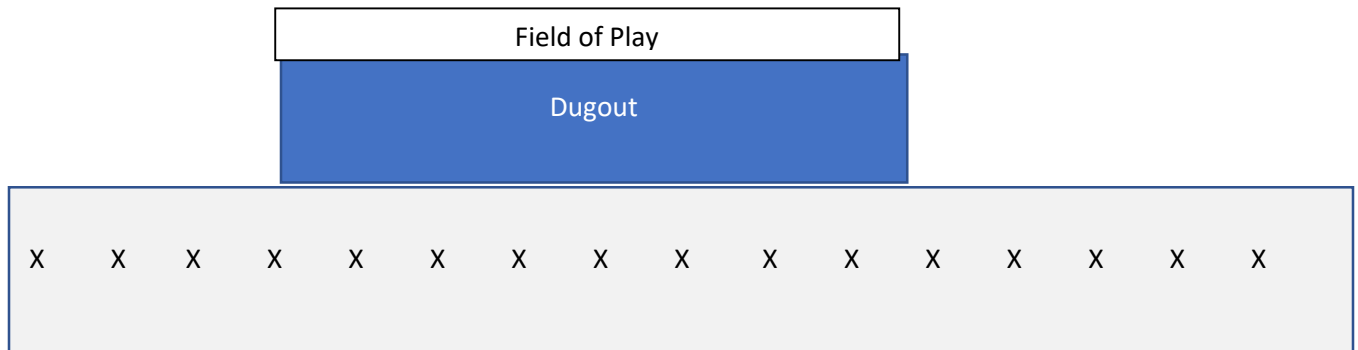
- d. P2 is area ½ team stores gear 10 ft apart on fence.
- e. F1 is the area where families can watch practice if they need to attend. They will be asked to leave following blue arrows path prior to player departures.

2. Games



OAA BACK TO THE DIAMOND
TRAVELING BAEBALL

- a. Home team will use blue arrows in and out with Safe Play rep enforcing distancing along with coach. Safe Play Rep directs game time arrivals
- b. Away team will use green arrows path in and out with team being required to safe distance.
- c. Each player brings his own chair (X below) to extend dugouts. Gear and chair together 10 feet from other players. Only enter dugout when you are 3rd or 4th in line to bat along with one coach. See diagram below.



- d. Families will be asked to not take seating until 20 minutes prior to game start so that all team members can first arrive.

Important Game notes:

1. Games will not be scheduled on both fields at the same time.
2. Game day guidance will continue to evolve and be updated based on the latest guidance from the State and MYAS. The link for MYAS is here <http://myas.org/baseball/gopher-state-baseball-league/covid-care-tool-box/>