

USA Fencing

Referees' Commission

National Referee Examination

Study Guide

Information

This packet contains sample test questions and outlines that will enable you to not only pass the online test, but also give you practical guidance on refereeing in reality. Included are many study questions to prepare for the examination to earn a USA Fencing Referee Rating. The Referees' Commission strongly recommends that referee candidates study the current USA Fencing Rulebook prior to taking the examination and complete this study guide. We recommend printing this document double-sided, (if possible two pages per sheet) as it is 58 pages. The last two pages should be separated for ease of completing the sample test and taking notes on topics you need to study more.

Passing Requirement

A score of 90% or better is required in the general section **and** each of the weapons sections examined. The required passing scores on the exam are as follows:

- General 54/60 questions
- Foil 27/30 questions
- Epee 27/30 questions
- Sabre 27/30 questions

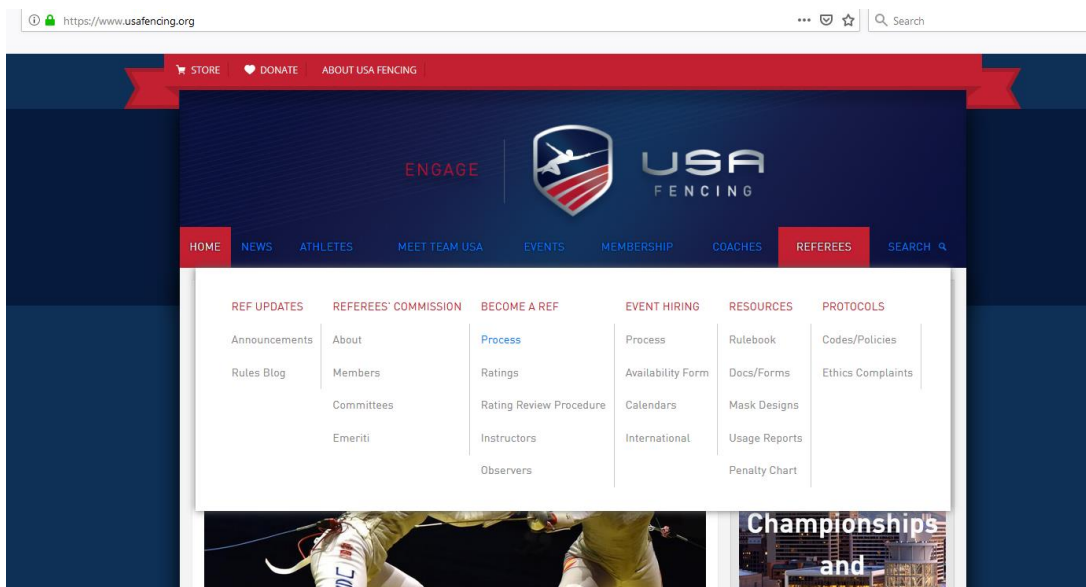
NOTE: Those desiring to take the National Referee Exam should be referred to the online test found on the website of USA Fencing in the Referees section:

<https://member.usafencing.org/store/exams>

Test Specifications

- Log in to your profile, pay for the test and click on appropriate links to start it.
- Referee candidates have 48 hours to pass the general plus weapon sections.

Check out the USA Fencing website (see screenshot below) to find detailed information:



For more information, contact the Referee Development Committee of the Referees' Commission
Email: referees@usafencing.org.

Steps To Become a Referee

Realize that you want
to become a referee.

Read Rulebook.
Begin to practice refereeing at club

Sign up for a
referee clinic
run by a
Certified
Referee
Instructor
(CRI)

Attend Clinic. **Note:** Referee candidates are
REQUIRED to attend a clinic to become a "P."

Take online test.
Candidates have 48 hours to pass the
general AND weapon specific tests.
Complete clinic and test to become a "P."

Continue to practice refereeing.
Complete SafeSport if 18yrs or over.

Connect with an Observer in your region.
Set up a tournament to be observed in
your preferred weapon(s).

Earn a rating at a tournament!
Congratulations, you are a referee!

Print out study guide
Review study guide

SafeSport Process for
Referees 18 years or Over

Log on to USA
Fencing Profile

Purchase +CheckEd

Initiate background screen

Complete free U.S. Center
for SafeSport Training

Receive "green light"
You are now officially
eligible to referee!

Ratings Fundamentals

- A level P: *passing score on the written exam.*
- A level 10: *referee the finals of an E rated competition.*
- A level 9: *referee the finals of a D rated competition.*
- A level 8: *referee the finals of a C rated competition.*
- A level 7: *referee the finals of a B rated competition.*
- A level 6: *referee the finals of an A rated competition.*
- A level 5: *referee the round of pools in an Open NAC OR final of an A1-A4 level Regional event.*

A level 5 rating must be earned before subsequent ratings

- A level 4: *referee the DE round of 64 of an Open NAC.*
- A level 3: *referee the DE round of 16 of an Open NAC.*
- A level 2: *referee the DE round of 8 of an Open NAC.*
- A level 1: *referee any bout at an Open NAC.*

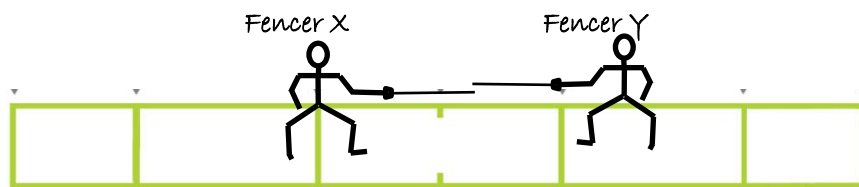
Rulebook Basics

The rulebook for USA Fencing is divided into four main sections. The FIE Rulebook publishes them as separate documents. Many years ago USA Fencing thought it better to have them all in one place.

- *Technical Rules*: dealing with technical descriptions of fencing and its equipment. Example: t.170
- *Organizational Rules*: dealing with organization and control of fencing competition. Example: o.14
- *Material Rules*: dealing with weapons, scoring equipment and their specifications. Example: m.25
- *Publicity Code*: dealing with advertisements and sponsorship. (excellent cure for insomnia)

Study Guide Basics

- Have a copy of the most current rulebook, either in print or on a computer.
- Be prepared to page through the rulebook as you answer the sample questions. You can use these later to study for your test.
- The test can be taken with or without resources.
- Many fencers are very visual. Try drawing out a strip. And draw on it **Fencer X** and **Fencer Y**.



- At the end of each section: make notes on the information where you need more studying.
- Answer the sample questions **without** accessing the answer pages.
- Separate the last two pages of this study guide. The last page is an answer sheet. Complete a section and then go over the answers. Be sure to make notes on topics you need to review.
- Review the answers and if you have any questions consult a **Certified Referee Instructor (CRI)**

Testing Tips

- After completing the entire study guide, set a date for you to take the test.
- Dedicate time enough to be able to take and re-take the test several times.
- Remember you have 48 hours to pass all four sections. It is recommended that you take ALL the sections. You are required to pass the general section and your preferred weapon. However, to make yourself more marketable to be hired, it is highly recommended that you have competency in at least two weapons.
- Make sure you are in a quiet space so you can concentrate.
- Draw out your strip with Fencer X and Fencer Y.
- Read questions carefully and try to break the question down to the foundation of what it is asking. Look for temporal words like “during,” “after,” “then,” “immediately,” – it will help you get down to the essence of the question.

Sample Question

Fencer X makes an attack, which is parried. Fencer Y had made a sideways sweep with their blade to parry Fencer X’s attack and after the parry, Fencer Y’s blade became tangled in the cloth curtain on the bottom of the score table. Fencer X then starts a remise which lands valid. What should the referee do?

- Allow Fencer X’s touch as Fencer Y had chosen to fence on the side of the strip closest to the score table
- Annul Fencer X’s touch. Fencer X receives a YELLOW CARD for hitting Fencer Y when they were unable to defend themselves.
- Annul Fencer X’s touch.

Sample Question (continued)

Tip for figuring the answer: First, picture the action. Next, break it down to its essence. A fencer's blade was caught up and then an action started, therefore, no touch.

Key: Why did I call the halt? Did the action happen after the halt?

Sample Question Answer: (C). Fencing cannot continue when a fencer cannot defend themselves. When Fencer Y's blade becomes tangled in the cloth curtain on the scoring table, the referee should call "Halt!" All hits scored after a call of "Halt!" must be annulled, so Fencer X's touch should be annulled. **Relevant Rule(s):** t.23.3, t.23.5.

General Questions Study Guide

Uniform, Plastron (Under arm protector), Chest Protection, Mask (t.64, t.71, t 75, m.25-m.27)

Uniform Basics:

- No holes and no tears in any of the uniform
- Jacket has a 10cm overlap over pants (in on guard)
- Plastron required (in foil over chest protector)
- Chest protector required for ALL female fencers.
- In foil, any chest protector must be covered with an FIE/USA SEMI approved soft material AND the plastron must be OVER the chest protection.
- Name for events that require it must be 8 to 10cm (high) 1 to 1.5cm(wide), navy blue, block letters on the back between shoulders. USA competitions: can also be on fencer's REAR leg.
- Fencing pants must be worn- there are no substitutes like: sweat pants, shorts, jeans, etc.
- Gloves must be free of holes, have an inspection mark and cover the lower half of the forearm.
- Mask must have a horizontal strap (elastic strap) which fastens low on the back of the head.
- Mask must be inspected for safety. **Absolutely no visor masks allowed.**
- There are three different masks (one for epee, foil and sabre). For example, an epee fencer CANNOT use a foil mask (even if taped) to fence in a competition.
- Inspection of mask, plastron, lamé, cords, etc. MUST BE verified before every bout (pool, direct elimination, team, etc.)

Uniform Sample Questions

G1. The requirements for the format of the name on the uniform are that:

- A. The letters must be legible from sixty meters.
- B. The letters must be in dark blue, in capitals, between 8 cm and 10 cm high, and between 1 cm and 1.5 cm wide, according to the length of the name.
- C. The letters may be any color, in capitals, and legible from 30 meters

Answer: (____). **Notes:** _____
Relevant Rule(s): _____

G2. The protective plastron must be checked at the beginning of each:

- A. Tournament.
- B. Bout.
- C. Pool, team match and direct elimination bout.

Answer: (____). **Notes:** _____
Relevant Rule(s): _____

G3. What action should a Referee take if a fencer reports to the strip with a jacket that has a torn sleeve?

- A. Fencer receives a YELLOW CARD; confiscate jacket and allow a reasonable amount of time for the replacement.
- B. Fencer receives a RED CARD; confiscate jacket and allow a reasonable amount of time for the replacement.
- C. Allow a reasonable amount of time for the replacement or repair; no penalty

Answer: (____). **Notes:** _____
Relevant Rule(s): _____

G4. A fencer in a Y-12 women's sabre competition presents to the strip without chest protection and without a plastron (underarm protector). The rules instruct the Referee to:

- A. Allow her to fence as sabre is not a point weapon.
- B. Allow her to fence as this is a youth competition.
- C. Fencer receives a RED CARD; allow a reasonable amount of time to obtain conforming equipment.

Answer: (____). **Notes:** _____
Relevant Rule(s): _____

G5. A fencer at a national event reports to the strip without their last name on the back of their uniform between the shoulders. What is the correct outcome?

- A. The fencer receives a YELLOW CARD unless the name appears on the fencer's rear leg; allow them to fence.
- B. The fencer receives a RED CARD unless the name appears on the fencer's rear leg; allow them to fence.
- C. No penalty if the fencer is wearing an armband bearing their national colors.

Answer: (____). **Notes:** _____
Relevant Rule(s): _____

G6. Fencer comes to the strip and the mask's tongue/ spring does not touch the back of the fencer's head and the elastic strap does not lay next to the lower back of the head. What does the referee do?

- A. Since the mask has the proper inspection mark, it must be safe. The referee should let the fencer fence.
- B. Require the fencer to fix the tongue of the mask, then proceed with the bout.
- C. Require the fencer to fix the tongue and the elastic strap, then proceed with the bout.

Answer: (____). **Notes:** _____
Relevant Rule(s): _____

G7. Before the start of the bout and with no other penalties given, the Referee notices that there is no safety strap on the back of the mask of Fencer X.

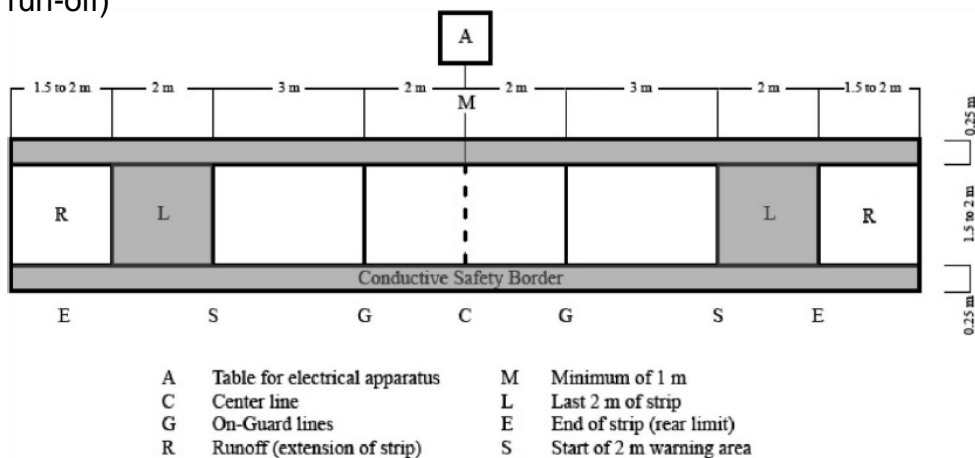
- A. Start the bout since the mask had passed the initial inspection and has been stamped.
- B. Fencer X receives a YELLOW CARD. Fencer X must affix a horizontal safety strap on the mask or the referee must confiscate the mask.
- C. Fencer X receives a YELLOW CARD, and is allowed to fence with the mask as is.

Answer: (____). **Notes:** _____
Relevant Rule(s): _____

Additional Notes: _____

Strip Basics (t.16 through t.19)

- The proper distance for fencers to come on guard (when not at the on guard lines) is such that when the fencers are in point in line position while on guard, their points do not overlap. However, referees do not start bouts (in foil & sabre) with fencers in point in line position.
- See the below diagram- The fencing strip is 14 meters long -1.5 to 2 meters wide. (**Note:** this does not include run-off)



- A fencer with one foot off of the SIDE of the strip is a “halt.”
- If a fencer has one foot off the side of the strip, that fencer loses ONE meter from the start of the attack. If the fencer is less than one meter from the back end of the strip (meaning they are deep into their two meter warning zone), it can place the fencer off of the back of the strip and award a touch to the opponent.
- If a fencer has one foot off, that fencer can score provided the action is started before the “halt”
- Both feet off the side of the strip, has the same applications of losing one meter.
- Both feet off of the rear limits is a touch for the opponent. If the referees halt is for a fencer leaving the rear limits, that fencer’s touch is annulled, but s/he can be scored upon, provided the action began before the “halt.”

Strip Rules Sample Questions

G8. Fencer X executes an attack. After scoring a valid touch, Fencer X then leaves the side of the strip with both feet. What should the Referee do?

- Annul the touch; Fencer X retreats one meter.
- Annul the touch; Fencer Y remains in place and Fencer X assumes normal distance.
- Award a touch for Fencer X.

Answer: (____). **Notes:** _____
Relevant Rule(s): _____

G9. Fencer X makes an attack. Fencer X is off the side of the strip in front of Fencer Y with both feet before Fencer Y parries and starts his riposte. Fencer Y’s riposte lands valid. What should the Referee do?

- Do not award a touch; place the fencers on guard where they were, but in the lateral center of the strip.
- Do not award a touch; have Fencer X return to the position held on strip at the start of the attack and Fencer X then retreats a meter.
- Award a touch for Fencer Y.

Answer: (____). **Notes:** _____
Relevant Rule(s): _____

G10. During an advance-lunge attack, Fencer Y steps off the side of the strip with one foot during the advance, but recovers the strip and then scores a valid touch on Fencer X. What should the Referee do?

- A. Do not award a touch; place the fencers on guard where they are.
- B. Award a touch for Fencer X.
- C. Do not award a touch; Fencer Y returns to the place in the strip where they started the advance-lunge attack and then retreats an additional meter.

Answer: (____). **Notes:** _____

Relevant Rule(s): _____

G11. Fencer Y has retreated behind the end line with both feet while parrying Fencer X's attack. Fencer Y makes an immediate valid riposte. What should the Referee do?

- A. Award a touch for Fencer X.
- B. Award a touch for Fencer Y.
- C. Do not award any touch.

Answer: (____). **Notes:** _____

Relevant Rule(s): _____

G12. During an action, Fencer Y goes off the side of the strip with one foot between Fencer X and the end line. Y was standing with his front foot one half meter in front of his own end line at the start of the action. What should the Referee do?

- A. Advance Fencer X one meter
- B. Award a touch for Fencer X
- C. Place Fencer Y back on the strip with Fencer Y's rear foot at the end line

Answer: (____). **Notes:** _____

Relevant Rule(s): _____

G13. Fencer X is attacking and steps off the side of the strip with one foot during the attack, but does not hit his opponent. The Rules direct the Referee to:

- A. Call "Halt!" and have Fencer X retreat one meter from where Fencer X's offensive action started.
- B. Call "Halt!" and place Fencer X back on guard where Fencer X's foot went off the strip, but return the fencers to the lateral center.
- C. Allow the action to continue.

Answer: (____). **Notes:** _____

Relevant Rule(s): _____

Additional Notes for Uniform and Strip Rules: _____

The full penalty chart of t.170 and knowledge of these rules are vital to refereeing. Remember, this chart is an abridgement of the rules. Look up the full rules for more details. Having a reference handy when you referee is helpful.

Penalty lasts for the bout
Yellow plus 2nd offence equals Red Card
(touch for the opponent) (in same bout)

Penalties that are automatic Red Card
(touch for opponent)

Can be Red/Yellow or straight to Black
(Red for fencer - Yellow for spectator)

Behavioral penalties that go immediately to Black Card

Key: Referees issue penalties from **lesser to greater**. Meaning if a fencer has performed a Yellow Card penalty AND a Red Card penalty. The referee issues the yellow one first and then the red. Because if a referee issues the red first, that penalizes the athlete more than the rules allow.

- Any non-conforming equipment is confiscated only for the bout.
- Equipment that has a fault (not working) that occurs during a bout is not issued a card.
- Fencers must be present at the start of a pool, DE bout, or team match. Fencers are allowed three calls before being eliminated: First call (not present) is a Yellow Card. Second call (via public address system) at one minute is a Red Card. If still not present at Third call, fencer is eliminated from the competition.
- Make special note of the key at the bottom of the chart. An asterisk means that if a fencer scores while creating a penalty, that action (and it's scoring touch) gets annulled.
- ***Always*** write down the issuing of penalties onto the scoresheet.

G14. During a halt, a fault is found in Fencer Y's equipment; the equipment appears fraudulent. What should the Referee do?

- A. Confiscate Fencer Y's equipment; before deciding on any penalty, consult the technical expert.
- B. Confiscate Fencer Y's equipment; Fencer Y receives a YELLOW CARD.
- C. Confiscate Fencer Y's equipment; Fencer Y receives a RED CARD.

Answer: (____). Notes: _____

Relevant Rule(s): _____

G15. Fencer X has a YELLOW CARD. During a halt, Fencer X's weapon is found not to conform to the Rules with a fault that could have been caused by the fencing. What should the Referee do?

- A. Confiscate Fencer X's weapon; Fencer X receives a YELLOW CARD.
- B. Confiscate Fencer X's weapon; no additional penalty is required.
- C. Confiscate Fencer X's weapon; Fencer X receives a RED CARD.

Answer: (____). Notes: _____

Relevant Rule(s): _____

Study Guide published May. 11, 2022

G16. No penalties have been given. While retreating, Fencer Y parries Fencer X's attack and ripostes, touching X on the valid surface, which is registered on the machine. Y retreats then falls; X's remise arrives on the valid surface, which is registered on the machine. What should the Referee do?

- A. Award a touch for X; Y receives a YELLOW CARD.
- B. Annul all touches; Fencer Y receives a YELLOW CARD.
- C. Award a touch for Fencer Y.

Answer: (____). **Notes:** _____
Relevant Rule(s): _____

G17. In a pool bout, Fencer X has received a YELLOW CARD for non-conforming equipment and is losing 3-2. Fencer Y attacks and scores a valid touch while X trips and falls. What is the outcome?

- A. Fencer X is now losing 4-1.
- B. Fencer X has lost the bout 5-2.
- C. Fencer X is now losing 4-2.

Answer: (____). **Notes:** _____
Relevant Rule(s): _____

G18. Having already received a YELLOW CARD for raising the mask before the Referee called Halt! Fencer Y parries while turning the back to the opponent and then makes a riposte that arrives on the opponent's valid surface. What should the Referee do?

- A. Annul Fencer Y's touch; Fencer Y receives a YELLOW CARD.
- B. Annul Fencer Y's touch; Fencer Y receives a RED CARD.
- C. Award Fencer Y's touch; Fencer Y receives a RED CARD.

Answer: (____). **Notes:** _____
Relevant Rule(s): _____

G19. In a pool bout, Fencer X has received a YELLOW CARD for non-conforming equipment and is winning 4-2. X attacks, sees the machine register a valid touch and, in excitement, removes the mask before the Referee calls Halt! What is the outcome?

- A. Fencer X has won 5-3.
- B. Fencer X has won 5-2.
- C. Fencer X is now winning 4-3.

Answer: (____). **Notes:** _____
Relevant Rule(s): _____

G20. During the bout, Fencer X has received a RED CARD for disturbing order on the strip. X repeats the offense and receives a BLACK CARD. Fencer X protests the issuance of the BLACK CARD because the RED CARD was not noted on the scoresheet. What is the correct outcome?

- A. Award a penalty touch for Fencer X's opponent because of Fencer X's unjustified appeal; the exclusion of Fencer X stands.
- B. Fencer X's protest is valid; Fencer X receives a RED CARD (noted on the score sheet) for disturbing order.
- C. No additional touch for Fencer X's opponent; the exclusion of Fencer X stands.

Answer: (____). **Notes:** _____
Relevant Rule(s): _____

Additional Notes: _____

G21. Fencer Y is losing. Fencer Y allows Fencer X to score a touch without attempting to defend. What is the correct outcome?

- A. Fencer Y receives a YELLOW CARD.
- B. Fencer Y receives a RED CARD.
- C. Fencer Y receives a BLACK CARD.

Answer: (____). **Notes:** _____
Relevant Rule(s): _____

G22. Having already received a Group 1 YELLOW CARD in the current bout, Fencer X commits a different offense from the same group. What is the correct outcome?

- A. A previous touch scored by Fencer X is removed.
- B. Fencer X receives a RED CARD. Point awarded to Fencer Y.
- C. Fencer X receives another YELLOW CARD.

Answer: (____). **Notes:** _____
Relevant Rule(s): _____

G23. In a previous bout in the same pool, Fencer X committed an offense requiring an immediate Group 2 RED CARD. With no other penalties given in the current bout, Fencer X commits the same offense. What should the Referee do?

- A. Exclude Fencer X from the competition.
- B. Fencer X receives a RED CARD.
- C. Consult the Bout Committee.

Answer: (____). **Notes:** _____
Relevant Rule(s): _____

G24. No penalties have been given. Fencer X attacks. Fencer Y makes a parry, and scores a riposte to the valid target of Fencer X. During the parry, Fencer Y strikes Fencer X's mask with the bell guard. What should the Referee do?

- A. Annul the touch; Fencer Y receives a RED CARD.
- B. Award a touch for Fencer Y.
- C. Annul the touch; Fencer Y receives a YELLOW CARD.

Answer: (____). **Notes:** _____
Relevant Rule(s): _____

G25. Fencer Y makes an attack and Fencer X makes a counter attack by ducking. Fencer Y's attack misses and Fencer X touches on valid target as Fencer X falls over backwards. The referee should?

- A. Award a touch for Fencer X.
- B. Annul the touch made by fencer X. Resume the bout from that point.
- C. Annul the touch made by Fencer X. Fencer X receives a YELLOW CARD

Answer: (____). **Notes:** _____
Relevant Rule(s): _____

G26. In a pool bout, Fencer Y unjustifiably complains about an analysis of a phrase after having received a YELLOW CARD penalty for covering target earlier in the same bout. What is the correct outcome?

- A. Fencer Y receives a RED CARD.
- B. Fencer Y receives a YELLOW CARD.
- C. Fencer Y receives a BLACK CARD.

Answer: (____). **Notes:** _____
Relevant Rule(s): _____

G27. Having already received a YELLOW CARD for a failed weapon, Fencer X presents another weapon, which passes. Fencer X's coach asks to take the first failed weapon for repair while Fencer X is in the current bout. What should the Referee do?

- A. Decline the request to take the weapon for repair as it is confiscated until the bout is complete.
- B. Allow the coach to take the weapon for repair.
- C. The request to take the weapon is declined. Fencer X's coach receives BLACK CARD.

Answer: (____). **Notes:** _____
Relevant Rule(s): _____

G28. When checking the equipment at the start of a direct elimination bout, the Referee immediately finds that Fencer X's mask does not have the required inspection mark. Right after that, the referee finds that that Fencer X is not wearing an underarm protector. What should the score be at the start of the bout?

- A. The bout starts with Fencer X losing by a score of 0-2.
- B. The bout starts with Fencer X losing by a score of 0-1.
- C. If Fencer X can quickly correct the problems, the score is 0-0.

Answer: (____). **Notes:** _____
Relevant Rule(s): _____

G29. Prior to the start of a competition a coach is seen giving a warm up lesson to a student who is wearing only shorts, and a t-shirt. The referee must:

- A. Allow the lesson to continue.
- B. Issue a YELLOW CARD to both fencer and coach; the lesson cannot continue until the student is wearing a protective mask.
- C. Issue a BLACK CARD to both fencer and coach.

Answer: (____). **Notes:** _____
Relevant Rule(s): _____

Additional Notes for Penalty Chart Questions: _____

Fundamental Actions Notes (t.2 through t.15)

A referee knows the basic definitions of fencing terms. Referees know the basic definition of bout, match, competition, tournament, championships. Make sure you can define the following: *attack, riposte, counter-riposte, parry, relative to attacks and ripostes- direct/ indirect, disengage, coupé, doublé, fleche, counter-attack, stop hit, remise, redoublement, reprise, circular defense, point in line, corps à corps*. Take notes on terms you are unfamiliar with.

- *Corps à corps*: the fencers come into body contact (corps à corps) without jostling or attempting to avoid the touch. (Exists in ALL three weapons) Constitutes a halt.

- _____
- _____
- _____
- _____
- _____
- _____
- _____
- _____
- _____
- _____

Fundamental Actions Sample Questions

G30. As Fencer X makes a straight attack, the Referee notices that Fencer Y is in danger of tripping over the reel. The Referee calls "Halt!". At the moment of the command "Halt!" Fencer Y makes a parry and then an immediate riposte that lands valid on Fencer X. What should the Referee do?

- A. Do not award the touch.
- B. Award a touch for Fencer Y.
- C. Do not award the touch; Fencer Y receives RED CARD for continuing to fence after the command "Halt!"

Answer: (____). **Notes:** _____
Relevant Rule(s): _____

G31. Fencer X stops for any reason other than the Referee's command "Halt!" during fencing and is hit valid by Fencer Y. What should the Referee do?

- A. Annul touch by Fencer Y.
- B. Award a touch for Fencer Y.
- C. Annul touch by Fencer Y only if there were loud and confusing noises.

Answer: (____). **Notes:** _____
Relevant Rule(s): _____

G32. Fencer X drops the weapon after Fencer Y executes a parry. Fencer Y's immediate riposte scores a valid touch. What should the Referee do?

- A. Annul the touch.
- B. Award a touch for Fencer X.
- C. Award a touch for Fencer Y.

Answer: (____). **Notes:** _____
Relevant Rule(s): _____

G33. Fencing at close quarters is allowed so long as the competitors can:

- A. Possibly score a touch, within three actions.
- B. Maintain a minimum separation of 10 centimeters apart.
- C. Wield their weapons correctly and the Referee can, in foil and sabre, follow the phrase.

Answer: (____). **Notes:** _____
Relevant Rule(s): _____

G34. After causing incidental corps à corps with Fencer Y, Fencer X then leaves the side of the strip with both feet. No penalties have been given What should happen?

- A. For all three weapons, call Halt!; no penalty.
- B. Call Halt! only for sabre and foil; the fencer(s) who caused the corps corps receive(s) a YELLOW CARD; for epee allow fencing to continue as long as the action is not dangerous.
- C. For sabre and foil, call Halt!; the fencer(s) who caused the corps corps receive(s) a YELLOW CARD; ie only call Halt!

Answer: (____). **Notes:** _____
Relevant Rule(s): _____

Additional Fundamental Action Notes: _____

Duration of the bout, Injury Break rules (t.37 through t.45), and Etiquette (t.121) Basics

- Pool bouts: (open, veteran, and youth) 5 touches - maximum of 3 minutes of fencing time.
- No time kept in sabre pool bouts GENERALLY.
- Team relay bouts: each bout to intervals of 5, 10, 15 etc. touches - 3 minutes per relay, Maximum of 45 touches for entire match. No time kept in sabre team bouts.
- The referee is responsible for the ensuring that the time keeping is done correctly.
- Rest between consecutive bouts 3 minutes - pool bout; 10 minutes - DE bout.
- All Open-Junior-Youth14-Youth12 Direct Elimination: 15 touches. Three - 3 minute periods with 1 min. rest. Sabre DE gets rest break at 8 touches.
- **Note:** Y10-Y8 **REQUIRED** to use shorter blades for competition. (Blades must be "0" or "2")
- Y10- Y8 DE bout (ALL weapons)- 10 touches-TWO-3 minute periods break at **5 touches** OR break at 3 minutes whichever comes first.
- Non-Combativity rules apply in regular, youth and vet DEs. (Also in team relay matches)
- Veteran DE bouts are 10 touches. Veteran Foil/Epee DE: 10 touches in TWO-3 minute periods. Veteran Sabre DE: break at 5 touches
- During the breaks ONE person is allowed to speak to the fencer.
- If at the end of regulation time the scores are equal, the fencers fence for a deciding touch, with a maximum time limit of one minute.
 - Before the fencing recommences, the referee will determine priority to decide who will be the winner if scores are still equal at the end of the extra minute.
 - In epee, during this minute, when double touches occur, points will not be awarded, the score will not change, and the fencers will retain their respective positions on the strip.

Injury Break

- A 5 minute injury break (verified by medical) for treatment is allowed per body part.
- Muscle cramps (medical staff specifying cramp location) are allowed the 5 minute injury break.
- Injury breaks are ONLY for medical issues that occur during the course of a bout (on that day).

Etiquette

- Begin and end each the bout with fencers behind their on guard lines (4 meters apart).
- Mandatory salute: (before and after a bout) salute to the opponent, referee, and audience.
- Fencers must be still before the command "fence"
- Mask must be on during referee's decision.
- End of bout: (via score or time elapsing) fencers must return to their guard line, do the mandatory salute and then shake (non-weapon) hands with their opponent.

Duration, Injury and Etiquette Sample Questions

G35. Is a touch recorded on the scoring apparatus after time has expired ever awarded?

- A. If it is an immediate riposte
- B. If the action began before the "Halt!"
- C. No.

Answer: (____). **Notes:** _____
Relevant Rule(s): _____

G36. During a bout the referee notices that the clock has stopped working. If the clock fails, the Referee should:

- A. Retain the touch score and restart the clock.
- B. Retain the touch score and restart the clock with one minute remaining.
- C. Retain the touch score, estimate the time expired, and continue the bout from that point.

Answer: (____). **Notes:** _____
Relevant Rule(s): _____

G37. Fencer X has already had a verified sprained ankle occur in the current bout and has taken a five minute injury treatment break. During a subsequent action, Fencer X sprains a finger. What should the Referee do?

- A. If requested and verified by available medical authorities, allow Fencer X another five minute break for treatment of the new injury.
- B. Award a touch for Fencer X's opponent.
- C. Require Fencer X to continue as only one injury time per bout is allowed.

Answer: (____). **Notes:** _____
Relevant Rule(s): _____

G38. At the end of a pool, the Referee should:

- A. Immediately total all indicators, announce the results, have all fencers sign the score sheet, and then return the score sheet to the Bout Committee.
- B. Immediately have the fencers check and sign the score sheet, and return the score sheet to the Bout Committee.
- C. Return the score sheet to the Bout Committee.

Answer: (____). **Notes:** _____
Relevant Rule(s): _____

G39. The score in a bout is 4-2 and time expires before the maximum number of touches has been scored. What should the referee do?

- A. The touches for each fencer are advanced by one simultaneously, until one fencers score reaches the maximum number of touches. V5-3
- B. The score is recorded as it was at the expiration of time with a victory for the fencer who scored the most touches. V4-2
- C. Record the score as V5-2

Answer: (____). **Notes:** _____
Relevant Rule(s): _____

G40. Fencer X is in a team match and sustains a twisted ankle (verified by medical staff) while fencing and cannot continue. The score in the match at the time of the injury is 20-23 in favor of Fencer Y. What is the outcome?

- A. This lap is forfeited and the substitute may take the place of Fencer X in subsequent laps.
- B. Fencer X may be replaced by the substitute, who has not yet been used, for the rest of the match, starting at 20-23 in the current lap.
- C. This lap and the rest of Fencer X's laps in this match are forfeited.

Answer: (____). **Notes:** _____
Relevant Rule(s): _____

G41. When may a Referee's decision be justifiably appealed?

- A. When a fencer disagrees with the reconstruction of the phrase.
- B. When the video of the bout made by the fencer's coach shows that the Referee incorrectly called one fencer's beat when it was really the other fencer's parry.
- C. When a rule is misapplied.

Answer: (____). **Notes:** _____
Relevant Rule(s): _____

Additional Notes: _____

G42. Fencer X is leading 13-11 over Fencer Y when time expires at the end of the third round in a 15 touch DE bout. What is the correct outcome?

- A. Fencer X wins with the same score
- B. As neither fencer reached 15, fencing continues until one fencer scores 15 touches.
- C. Fencer Y wins.

Answer: (____). **Notes:** _____
Relevant Rule(s): _____

G43. During a team match in the second lap of the match, Fencer #1 for Team X should have fenced, but Fencer #2 for Team X accidentally fenced instead. The error is caught at the beginning of the third lap. What should the Referee do?

- A. Go back and fence the second lap over with the proper fencers. The lap with the incorrect fencers is considered to have never happened and the score should be reset to what it was at the end of the first lap.
- B. Since the error happened early in the match, change the order of the fencers on the score sheet and continue to fence as though Fencer #1 and Fencer #2 were in the changed slots.
- C. Team X forfeits the match. Team Y wins.

Answer: (____). **Notes:** _____
Relevant Rule(s): _____

G44. In which situation is non-combativity called during a pool bout?

- A. Never
- B. When both fencers show their unwillingness to fence
- C. When the score is 0-0 after a minute of fencing

Answer: (____). **Notes:** _____
Relevant Rule(s): _____

G45. When the referee gives the command "On guard" in foil or sabre, how may a fencer hold his weapon?

- A. In point in line position.
- B. Point up at an angle greater than parallel to the strip, with the fencer's elbow bent.
- C. Point directed at the floor.

Answer: (____). **Notes:** _____
Relevant Rule(s): _____

G46. When is the bout over?

- A. When all possible time has expired OR when one fencer reaches the maximum number of touches.
- B. When all possible time has expired.
- C. When one fencer reaches the maximum amount of touches.

Answer: (____). **Notes:** _____
Relevant Rule(s): _____

G47. When is the salute required?

- A. Only at the start of the bout
- B. Only after the referee indicates that the final bout result has been determined.
- C. At the start of each bout and at the end of each bout after the Referee indicates that the result has been determined.

Answer: (____). **Notes:** _____
Relevant Rule(s): _____

Video Rules Basics (t.60 through t.62)

- Only replay systems provided by an organizer can be taken under consideration. A spectator's video can never be used.
- Rulebook calls the fencer's request an appeal. This is different than appealing the rules.
- In 5 touch bouts (pool/team relay) an individual has one video appeal. Meaning that the fencer has one incorrect appeal per bout.
- In 15 touch direct elimination bouts an individual has two video appeals.
- Only the fencer on the strip has the right to request a video appeal.
- The referee can choose to look at the video at any time, without request of the fencer.
- The video can be looked at a maximum of four times.
- The video can be consulted at the request of the video referee.
- If the score is equal at the end of a match, the video must be consulted for the decisive touch.
- The decision (after consulting the video) is FINAL.

Team Basics (t.60 through t.62)

- A team is composed of three fencers plus one substitute- entire team must be present to begin
- Allowed in the team area are; captain, one trainer, and four team members.
- Only the team captain (who may or may not be a fencer), has the right to register protests.
- Substitutions can be made. Only, in and out of the same spot on the roster.
- If a medical injury (severe enough for withdraw) occurs and a tactical substitution has already been made for a different spot on the roster, then that team loses the match.

Video and Team Sample Questions

G48. In a direct elimination bout where video replay is in use, Fencer X previously requested video review two times. In the first review, the referee reversed his call. In the second review, the referee maintained his original call. Fencer X requests a video review for the third time during this bout. The Referee should:

- A. Fencer X is issued a YELLOW CARD for unjustified appeal because X is out of video appeals.
- B. Review the action using the video replay system.
- C. Fencer X is issued a RED CARD for disturbing order because X is out of video appeals.

Answer: (____). **Notes:** _____
Relevant Rule(s): _____

G49. During the first relay of a team match, the coach of Team Y leaves the team enclosure and approaches the referee to dispute a decision. What penalty should the referee apply?

- A. Team Y has a YELLOW CARD for the duration of the match.
- B. The fencer for team Y has a YELLOW CARD for the remainder of the first relay.
- C. Team Y's coach receives a third group penalty spectator warning; YELLOW CARD.

Answer: (____). **Notes:** _____
Relevant Rule(s): _____

G50. During the first bout of a team match, the fencer for Team A presents a weapon that fails inspection. Then during the fifth bout of the same team match, the fencer for Team A makes a touch while falling. The referee should:

- A. Touch is annulled. The fencer for Team A receives a YELLOW CARD
- B. Touch is annulled. Team A receives a YELLOW CARD valid for the rest of the team match.
- C. Touch is annulled. Team A receives a RED CARD valid for the rest of the team match.

Answer: (____). **Notes:** _____
Relevant Rule(s): _____

Additional General Section Notes: _____

Concepts I need to review: _____

Questions I have for a CRI or CRO: _____

Foil Study Guide Basics

Foil Equipment Basics (m.2- m.13)

- A foil weight 500 \pm 2 grams. The spring in the tip must be able to push the foil weight up. The blade should be tested perpendicular to the ground.
- The maximum bend allowed is “less than one centimeter,” located near the center of the blade and in one direction (no s-curves) in the vertical plane.
- Foil lamé: Must fit in such a way that there is a triangle formed between the two prominences of the hip bones (top edges) and the groin when the fencer is in the on guard position. (m.28) The lamé must cover the top of the hip bones in on guard.
- Foil mask must have a conductive surface that is a horizontal line 1.5-2cm below the chin (m.27). Note: if the bib is affixed after market, it must not have gaps that can catch a tip.
- During the preliminary weapon check prior to every bout:
 - Weight test
 - Check that there is tape on the foible that is 15 cm in length (length of a dollar bill)
 - Wire down the blade is not popping out of the blade.
 - Check the wire under the bell pad does not look altered and does not protrude from the guard. There can be tape in the guard (unlike in epee).
 - Check that the body cord has a fastening device (bail) that is working.
 - Check that the alligator/crocodile clip is on the back of the lamé on the *weapon-hand* side. This is to ensure that it cannot be accidentally displaced by the fencer’s unarmed hand during fencing movements.

Foil Penalty Chart Actions Basics (t.170)

- Scoring a touch while reversing the shoulders is no longer a Yellow Card. The referee must watch to ensure that the fencer is not covering target with his/her back arm.
- Covering target can only occur when fencers are in a distance that a touch can be scored.
- Use of the unarmed hand is an immediate Red Card (in all three weapons).
- A referee can place a fencer on the “open” side if side judges are not available, IF the referee thinks that athlete is covering target. (t.30.3)
- Equipment must be correctly functioning at the start of a bout, whether or not there was an inspection by the technical committee/ armorer prior. Non-conforming equipment presented to be used in a bout must function. Otherwise it is a Group 1 Yellow Card (or Red Card if the fencer has already been issued a Yellow or Red Card).

Side Judges Basics (t.72)

- Though side judges can be utilized in all three weapons (in epee - for possible floor touches or use of back arm, in sabre - for crossovers), however, they are most often used in foil.
- Typically, a side judge is given the specific task to look for: examples include covering target with the back arm or mask, utilizing the back arm, turning, corps à corps to avoid, etc.
- If there are not extra side judges easily available, the referee can change the side of the strip that the athlete is hooked up on in order to be able to see the open target. (t.30.3)
- A referee may question the judges but the final decision is the referee's alone.

Foil Equipment and Penalty Chart Sample Questions

F1. There has been no official equipment check. With no other penalties given, Fencer X reports to the strip wearing a lamé with a small patch sewn on it. During the check it is found that the patch registers non-valid. What is the correct outcome?

- A. Fencer X receives a YELLOW CARD; confiscate the lamé; Fencer X gets another lamé.
- B. No penalty; confiscate the lamé; Fencer X gets another lamé.
- C. Fencer X receives a RED CARD; confiscate the lamé; Fencer X gets another lamé.

Answer: (____). **Notes:** _____
Relevant Rule(s): _____

F2. May a fencer hold a non-orthopedic foil ("French") grip by the pommel?

- A. No.
- B. Yes.
- C. Yes, but only if the entire handle is insulated.

Answer: (____). **Notes:** _____
Relevant Rule(s): _____

F3. No penalties have been given in this bout. The current bout score is 3-3 when Fencer X parries Fencer Y's blade with the unarmed hand and then lands a touch on Fencer Y's valid surface. What should the Referee do?

- A. Annul Fencer X's touch, Fencer X receives a YELLOW CARD.
- B. Exclude Fencer X from the competition.
- C. Annul Fencer X's touch; Fencer X receives a RED CARD. The score is 4-3 for Fencer Y.

Answer: (____). **Notes:** _____
Relevant Rule(s): _____

F4. Fencer Y has received a YELLOW CARD for covering target in the current bout. Fencers X and Y come together, both causing corps à corps without jostling or attempting to avoid the touch. The Referee calls "Halt!" What is the correct outcome?

- A. Fencer X receives a YELLOW CARD; Y receives a RED CARD.
- B. There is no penalty. Separate fencers and resume bout.
- C. No penalty but caution both fencers.

Answer: (____). **Notes:** _____
Relevant Rule(s): _____

Additional Foil Equipment and Penalty Chart Notes: _____

F5. Fencer X makes an attack that is parried. Fencer Y makes an immediate riposte, while Fencer X makes an immediate remise while dropping his head so that his mask blocks the frontal target area. Fencer Y's riposte misses and Fencer X's remise arrives. What should the Referee do?

- A. Do not award a touch. Fencer X receives a YELLOW CARD.
- B. Award a touch for Fencer X.
- C. Call "Halt!". Place fencers on guard. Do not award a touch.

Answer: (____). **Notes:** _____
Relevant Rule(s): _____

F6. Fencer X makes an attack and Fencer Y makes a counterattack while twisting away from Fencer X. After the action is completed, only Fencer Y's light has registered on the machine and Fencer Y's back is turned to Fencer X. The Referee then calls "Halt!". What is the correct outcome?

- A. Award a touch for Fencer Y.
- B. Award a touch for Fencer X.
- C. Do not award a touch. Fencer Y receives a YELLOW CARD.

Answer: (____). **Notes:** _____
Relevant Rule(s): _____

F7. No penalties have been given. The Referee clearly sees Fencer X's touch arrive on the hand of Fencer Y, which is covering valid target. Fencer X's white light registers concurrently on the machine. What should the Referee do?

- A. No touch awarded. Fencer Y receives a YELLOW CARD.
- B. Do not award a touch or penalty. Resume the bout.
- C. Award a touch for Fencer X. Fencer Y receives a YELLOW CARD

Answer: (____). **Notes:** _____
Relevant Rule(s): _____

F8. No penalties have been given in this bout. The current bout score is 3-3 when Fencer X covers target while landing a touch on Fencer Y's valid surface. What should the Referee do?

- A. Annul Fencer X's touch; Fencer X receives a RED CARD. The score is 4-3 for Fencer Y.
- B. Annul Fencer X's touch, Fencer X receives a YELLOW CARD.
- C. Allow Fencer X's touch to stand, Fencer X receives a YELLOW CARD.

Answer: (____). **Notes:** _____
Relevant Rule(s): _____

F9. Fencer X makes an attack that is parried. As Fencer Y is starting their riposte, Fencer X quickly closes distance and steps on the foot of Fencer Y without attempting to make a fencing action. Fencer Y's riposte misses and Fencer X's remise lands valid. The referee should:

- A. Award touch for Fencer X.
- B. Annul touch by Fencer X. Fencer X receives YELLOW CARD.
- C. Call "Halt!". No touch awarded or penalty given. Resume bout.

Answer: (____). **Notes:** _____
Relevant Rule(s): _____

F10. No penalties have been given in this bout. The current bout score is 3-3 when Fencer X covers target while landing a touch on Fencer Y's valid surface. What should the Referee do?

- A. Annul Fencer X's touch; Fencer X receives a RED CARD. The score is 4-3 for Fencer Y.
- B. Allow Fencer X's touch to stand, Fencer X receives a YELLOW CARD.
- C. Annul Fencer X's touch, Fencer X receives a YELLOW CARD

Answer: (____). **Notes:** _____
Relevant Rule(s): _____

Foil Priority Basics for Testing (t.76- t.89)

The conventions of priority are difficult to bullet point. The following is to help solidify a very visual thing into bullet points that will help you pass the test. Note: this section of the study guide is designed to help you navigate the priority questions. It is critical to visualize the question and ask yourself what is the foundational concept the question is asking.

- ***Point in Line***

- Fencing time and distance both matter for a point in line to be executed correctly.
- Must be in the high line AND clearly threatening target (thumb on top).
- A line must be established prior to the final attack being initiated (an advance lunge/fleche).
- A point in line must be static and cannot deviate from the target while disengaging an attempted blade take.
- Disengages that are not necessary (meaning the opponent is not attempting to beat the blade) forfeits the line.
- Lines can be advanced, retreated and lunged.
- The rules obligate that the opponent deflect (beat) the blade to earn priority against the line.
- Referees cannot start a bout with one fencer in point in line.

- ***Attacks***

- Correctly executed simple attacks in foil (for refereeing) are executed with an advance lunge (or fleche) with the tip of the foil threatening the opponent.
- If Fencer X attacks with a fluid continuous advance lunge, there is no window to attack in preparation. The rules of priority obligate Fencer Y to make his opponents attack fail by either defending with the blade, making them fall short, or making them miss.
- Note: “making them miss” by ducking, squirming, turning the body does not have priority, it is a counter attack.
- Attacks can be direct, indirect or compound.

- ***Beat Attacks***

- A foil fencer can tap the blade (called a beat) as a means to earn priority. If s/he beats the blade and then hits with a lunge (or advance lunge, advance fleche) an opponent must earn priority: defend with the blade, open the distance to make the fencer fall short, or by other means (that does not have priority) (like squatting down with their mask facing forward, squirming) to make the attack fail.
- If a fencer beats the blade and attacks with a lunge (or advance lunge) the opponent cannot parry at the same time as the beat. If the opponent is trying to defend a beat attack, there must be two distinct sounds otherwise it is right to award the touch to the fencer doing the beat attack with lunge (or advance lunge/fleche).

- ***Counter attack***

- A counter attack point is awarded ONLY if the opponent's initial attack has failed.
- It is an action into an already established or developing attack.
- The speed of a counter attack does not matter. A fast counter attack is not awarded against a slow attack even if it hits before the attack does.
- Counter attacks fulfilled with group 1 violations are annulled. Examples: mask covering, turning the back, falling, covering target, etc. Remember use of unarmed hand (automatic Red Card) also annuls the touch.

- ***Parry and Riposte***

- A parry is a simple defensive action designed to deflect an attack. Once taking a parry a fencer must immediately riposte. A riposte is the offensive action after the defense.
- Note: A riposte does not have to be fast- it must (however) be immediate.

- **Parry and Riposte (continued)**

- If after a parry a fencer makes a momentary pause, then the opponent has the right to renew the attack (*remise* - immediate direct renewal, *reprise* - a new attack after a return to on guard, *redoublement* - additional offensive action after previous attack has failed)
- A fencer can parry a riposte (often referred to as counter parry riposte) the last fencer to parry AND successfully riposte and get a light on earns the point.
- A riposte (like attacks) can be direct, indirect or compound.

- **Covering target**

- If a fencer covers target with the back arm or the mask when in fencing distance (meaning the distance that a touch could occur); they earn a Group 1 Yellow Card.
- If the referee sees the fencer get hit on the arm that is covering, that touch can be awarded as if valid. IF the referee clearly sees that target was substituted. You cannot ask the fencer or spectators for that information.
- Covering with the mask is challenging to see. A tip to help see and understand covering with the mask is to ask yourself if you think the two fencers could make eye contact. (ie.the offending fencer's chin is down, or the top of the head is toward the other fencer) then that fencer is probably covering with the mask.
- For covering with the arm or the mask, put yourself into the shoes of the fencers. If fencer X attacks and Fencer Y dives his head down and forward, does Fencer X have a target to reasonably riposte to? Remember the job of the referee is to make the bout fair for both fencers. It is your job to even the playing field.

Additional Priority Notes: _____

After testing, how do I get better at understanding priority? Observing the best referees is an excellent way to improve your priority concepts. USA Fencing posts on its Facebook page the final bouts of our national events. Make a habit of watching those bouts and actively trying to make the call prior to the referee's decision. Check out the FIE channel on YouTube. And actually practice refereeing those bouts using your hand signals. Refereeing priority is difficult, if you practice and get comfortable with the hand signals then, you will be able to referee your first few tournaments feeling less stressed and anxious.

After testing, how do I prepare for refereeing my first tournament? Practice at your local club. Ask someone to video your refereeing, so you can review it with the best referees locally. This will help you feel more comfortable with your hand signals and also help reinforce the importance of positioning yourself to best see the bout and lights. **Relevant rule:** t.47.2 f

Foil Priority Sample Questions

Key: Visualize the actions that are described in the questions. Draw out the strip (as suggested earlier in this study guide) and break down the questions to the essence of what it is asking.

F11. Fencer X makes a simple attack with advance-lunge while Fencer Y, who has been waiting to time X's action, responds with an offensive action before the start of Fencer X's lunge. Both fencers hit valid. What should the Referee do?

- A. Do not award any touch.
- B. Award a touch for Fencer X.
- C. Award a touch for Fencer Y.

Answer: (____). **Notes:** _____
 _____ **Relevant Rule(s):** _____

F12. Fencer X parries Fencer Y's attack and makes an immediate compound riposte (with the arm extending during the feint), while Fencer Y makes a simple, direct remise. Both touches arrive on the valid surface within the same tempo. What should the Referee do?

- A. Award a touch for Fencer X.
- B. Award a touch for Fencer Y.
- C. Do not award a touch.

Answer: (____). **Notes:** _____
Relevant Rule(s): _____

F13. No penalties have been given. Fencer Y executes an attack which results in an off target light on the scoring machine. The side judge observing Fencer X announces the touch made by Fencer Y occurred on Fencer X's hand because he was covering valid target surface. The Referee believes that covering did not occur. What is the correct outcome?

- A. Only the Referee's opinion is counted. There is no touch and no penalty in this case.
- B. Only the side judge's opinion is counted. Award a touch for Fencer Y; Fencer X receives a YELLOW CARD.
- C. Due to disagreement, the side judge is replaced.

Answer: (____). **Notes:** _____
Relevant Rule(s): _____

F14. Fencer X executes a beat attack that registers valid on the scoring machine. On the beat, Fencer Y's foil registers an off target light on the scoring machine. What should the Referee do?

- A. Annul Fencer X's touch.
- B. Award a touch for Fencer X. Fencer Y receives a YELLOW CARD.
- C. Award a touch for Fencer X.

Answer: (____). **Notes:** _____
Relevant Rule(s): _____

F15. Fencer X scores on Fencer Y with a direct attack. During the "halt" it is found that touches scored on Fencer X by Fencer Y do not register on the machine. What should the Referee do?

- A. Award a touch for Fencer X.
- B. Award a touch for Fencer X. Fencer Y receives a YELLOW CARD.
- C. Annul Fencer X's touch and call for the technician.

Answer: (____). **Notes:** _____
Relevant Rule(s): _____

F16. Fencer X scores on Fencer Y with a direct attack and only a colored light for Fencer X registers on the scoring machine. During the "halt" it is found that valid touches scored on Fencer X by Fencer Y are registered as non-valid. What should the Referee do?

- A. Annul Fencer X's touch.
- B. Award a touch for Fencer X.
- C. Annul Fencer X's touch only if some fencing action occurred prior to the direct attack.

Answer: (____). **Notes:** _____
Relevant Rule(s): _____

Additional Priority Notes: _____

F17. Fencer X attacks with a beat attack and a valid touch for Fencer X registers on the scoring machine. The beat attack breaks Fencer Y's blade and it registers off target on the scoring machine. What should the Referee do?

- A. Award a touch for Fencer X.
- B. Award a touch for Fencer X. Fencer Y receives a YELLOW CARD
- C. Do not award a touch. Fencer Y's broken blade stops action.

Answer: (____). **Notes:** _____
Relevant Rule(s): _____

F18. Fencer X begins an attack with a feint. Fencer Y momentarily follows the feint and then counter attacks and hits valid into Fencer X's attack, which also lands valid. What should the Referee do?

- A. Award a touch for Fencer X.
- B. Award a touch for Fencer Y.
- C. Do not award a touch as it was a simultaneous action.

Answer: (____). **Notes:** _____
Relevant Rule(s): _____

F19. Fencer X makes an attack that is parried. Fencer X then starts an immediate remise that lands valid before Fencer Y's immediate riposte lands valid. What should the Referee do?

- A. Award a touch for Fencer X.
- B. Do not award a touch as it was a simultaneous action.
- C. Award a touch for Fencer Y.

Answer: (____). **Notes:** _____
Relevant Rule(s): _____

F20. Fencer X starts a multiple feint attack. Fencer Y follows the feints. After Fencer X's first feint, Fencer X's arm is pulled back so that Fencer X's elbow is touching Fencer X's side. Fencer X finishes the action with the arm extending and Fencer Y counter attacks into the extension. Both land valid. What should the Referee do?

- A. Do not award a touch as it was a simultaneous action.
- B. Award a touch for Fencer X.
- C. Award a touch for Fencer Y.

Answer: (____). **Notes:** _____
Relevant Rule(s): _____

F21. Fencer X makes an attack that is parried. Fencer Y makes an immediate riposte, while Fencer X makes an immediate remise while dropping his head so that his mask blocks the frontal target area. Fencer Y's riposte misses and Fencer X's remise arrives. What should the Referee do?

- A. Do not award a touch. Fencer X receives a YELLOW CARD.
- B. Award a touch for Fencer X.
- C. Call "Halt!" place fencers on guard. Do not award a touch.

Answer: (____). **Notes:** _____
Relevant Rule(s): _____

Additional Priority Notes: _____

F22. Fencer X makes an attack that is parried and Fencer Y makes an immediate riposte. Fencer X makes an immediate remise while leaning forward but with mask upright and facing forward. Fencer X's remise arrives and Fencer Y's riposte fails sliding down the front of Fencer X's lamé. What should the Referee do?

- A. Call "Halt!"; Place fencers on guard. Do not award a touch.
- B. Do not award a touch. Fencer X receives a YELLOW CARD.
- C. Award a touch for Fencer X.

Answer: (____). **Notes:** _____

Relevant Rule(s): _____

F23. Fencer X makes an attack that fails. Fencer Y immediately attacks. With no pause, Fencer X immediately makes a redoublement. Both actions land on valid target. What should the referee do?

- A. Award a touch for Fencer Y.
- B. Do not award a touch.
- C. Award a touch for Fencer X.

Answer: (____). **Notes:** _____

Relevant Rule(s): _____

F24. Fencer Y establishes point in line and Fencer X makes an attack against Fencer Y's point in line without finding Fencer Y's blade. At the final moment of Fencer X's attack, Fencer Y advances. Both fencers hit valid target. What should the Referee do?

- A. Do not award a touch.
- B. Award a touch for Fencer X.
- C. Award a touch for Fencer Y.

Answer: (____). **Notes:** _____

Relevant Rule(s): _____

F25. Fencer X's attack is short and fencer X recovers with a point in line position. After Fencer X has established the point in line, Fencer Y starts a double advance-lunge attack. Both register valid touches. What should the Referee do?

- A. Award a touch for Fencer X.
- B. Award a touch for Fencer Y.
- C. Award no touch.

Answer: (____). **Notes:** _____

Relevant Rule(s): _____

Additional Notes for Foil: _____

Concepts I need to review: _____

Questions I have for a CRI or CRO: _____

Epee Study Guide Basics

Key concepts: Though epee does not have the convention of priority, there are many important issues to ensure a well refereed bout. Knowing the rules is essential. Strip placement, passing rules, annulment rules, weapon testing, corps a corps, jostling, and fencer-requested test rules are all critical.

Epee Halts: Early halts do a disservice to the athletes. It is essential to let them fence. Close distance fencing is allowed so long as the fencers can yield their weapons properly and are not body to body (corps a corps). The rules specify that “the Referee should not call “Halt” too soon, in order not to annul a possible riposte” (t.26.2). Important difference from foil and sabre: Not being able to follow the action is NOT a reason to call halt in epee.

When an action happens: ALWAYS ask yourself, why did I call the halt? This will help you understand what your call is. It will help you tease out whether to allow or annul a touch.

Cardinal Rule: ALWAYS WATCH THE FENCER WHO GOT HIT. You must watch that athlete until you resume the bout and it has effectively recommenced. If while you are watching that fencer, s/he does something that can alter their weapon or body cord, they are forfeiting the right to ask for a test. Examples: bending the blade excessively, pulling on their cord with force, twisting the barrel of the epee. You MUST watch the fencer who got hit, so you can either test and annul, or not test and re-start the bout. If they do something to alter the weapon; They can self-test as you will not be annulling the touch. This is one of the most important aspects of refereeing epee. Watch the fencer who got hit!

Epee Equipment Basics (m.25, m30-31)

- An epee weight 750 \pm 3 grams. The spring in the tip must be able to push the epee weight up. The blade should be perpendicular to the ground, during the test.
- The maximum bend allowed is Less than one centimeter, located near the center of the blade and in one direction (no s-curves).
- Fencers must present themselves with an epee only mask (inspected if the tournament has control marks). No tape on a foil bib is acceptable. Each weapon has its own mask.
- Reminder: The jacket must overlap the pants by 10cm. Epee jacket must have a groin strap.
- Make sure there is nothing that can catch a tip. Examples: holes in uniform, gloves (not repaired properly or at all), no knee braces or ankle braces outside of uniform or socks, long hair (hair can't cover a name, be a distraction, or catch a tip).

Pre-bout tests for Epee Equipment

During the preliminary weapon check prior to every bout:

- Count two tip screws AND ensure the barrel is tightly fastened to the blade.
- Place thin shim (.5mm) to test the travel depress tip NO LIGHT (on two angles). Important: do not keep the tip depressed when you change the angle because that wears the shim.
- Make sure the thick shim *fits* (1.5mm).
- Epee Weight onto tip (holding blade perpendicular to ground) depress tip, spring presses/ lifts the tip back up and light does not come back on.
- Look in guard and under guard pad.
- Each wire has its own insulation. There is NO TAPING wires to the guard (clear tape is ok- you need to be able to see the wire), NO taping or insulating the wires together.
- Referee must inspect the entirety of the wires down to the bell guard.
- Epee bell pad (i.e. fully covers wires) cannot be a foil bell pad.

Pre-bout checks (Continued)

- Ensure the fencer cannot create a contact with the wires or break them. Ensure that fencer can't mess with (disconnect/ connect) the wires!
- Body cord securing device (fastener/ bail) is present and works.
- If ANY of these things are wrong, the fencer receives a Group 1 Yellow Card AND confiscate the weapon for the bout.
- Check the strip is grounded and free from holes. At local events make sure no one is in your referee space and that there are no tripping hazards for the fencers or referee.
- Fencer's test the guards: each depressing the tip onto the guard of their opponent. There should be NO light on this test.
- After all these things you are ready to start the bout.
- If you have a grounded strip, check that the strip does not register a touch (ask one off the fencers to gently depress the tip to the strip). Best practices - do this: for your first bout of a pool (midway through the pool is a good idea), prior to a direct elimination about, and after the minute break.
- Check the cord retaining clip behind the fencer for the reel, to make sure it is working and in place. If a fencer asks for a test of the weapon and retaining clip is working and in place, you do not annul. If the retaining clip is broken, the touch is annulled.

Epee Equipment and Basics Sample Questions

E1. How are the shim gauges used to test the epee point?

- A. Insert the 1.5mm gauge, making sure it will fit; insert the 0.5mm gauge and depress the point, making sure it registers a touch.
- B. Insert the 1.5mm gauge, making sure it will fit; insert the 0.5mm gauge and depress the point, making sure it will not allow the registering of a touch.
- C. Make sure the 1.5mm gauge does not fit; insert the 0.5mm gauge and depress the point, making sure it will not allow the registering of a touch.

Answer: (____). **Notes:** _____

Relevant Rule(s): _____

E2. May an epee be held by the pommel?

- A. Yes, always.
- B. Yes, but only if it is a French grip and not an orthopedic grip
- C. No.

Answer: (____). **Notes:** _____

Relevant Rule(s): _____

E3. What should the referee check about the inside of an epee bell guard?

- A. The two epee wires must be soldered to the socket; there must be a security device for the body cord.
- B. The two epee wires must be contained in a single piece of insulated sheath and covered by a cushion (padding); there must be a security device for the body cord.
- C. The two epee wires must be individually covered with insulated sheaths and covered by a cushion (padding) sufficiently wide to protect the electric wires from the fencer's fingers; there may be no covering (e.g., tape) on an orthopedic handle that could hide wires or switches; there must be a security device for the body cord; the connections must be so arranged so that it is impossible for the fencer to break or make contact with the wires while fencing.

Answer: (____). **Notes:** _____

Relevant Rule(s): _____

E4. What is the maximum bend allowed in the epee blade?

- A. None, the blade must be perfectly straight.
- B. Less than 4 centimeters, located near the center of the blade.
- C. Less than 1 centimeter, located near the center of the blade.

Answer: (____). **Notes:** _____
Relevant Rule(s): _____

E5. How may the epee blade be bent?

- A. Up or down.
- B. No bend is allowed.
- C. Down only.

Answer: (____). **Notes:** _____
Relevant Rule(s): _____

E6. The spring in an epee point must push back a test weight of how many grams?

- A. 500 \pm 2 grams
- B. 750 \pm 3 grams
- C. 1000 \pm 4 grams

Answer: (____). **Notes:** _____
Relevant Rule(s): _____

E7. The Referee observes a small hole in the conductive strip while the bout is in progress. What should the Referee do?

- A. Wait until a normal halt and then have the hole repaired.
- B. Wait until the bout is complete and then have the hole repaired.
- C. Call "Halt!" and have the hole repaired.

Answer: (____). **Notes:** _____
Relevant Rule(s): _____

E8. Both fencers attack simultaneously, but the light on the scoring machine shows that only Fencer X has been hit. Fencer X immediately presents their weapon for testing to the referee. While performing the tests, the referee notes that Fencer X's body cord is unplugged in the back where it connects to the reel cord, and the retention device has broken off. What should the Referee do?

- A. Award Fencer Y's touch.
- B. Annul Fencer Y's touch. Have the retention device repaired or replaced before commencing.
- C. Plug the body cord back into the reel and continue the test.

Answer: (____). **Notes:** _____
Relevant Rule(s): _____

Additional Epee Equipment Notes: _____

E9. Fencer X presents a weapon for inspection that has both wires inside the bell twisted together, and insulated in a single sheath of spaghetti tubing. The Referee should:

- A. Confiscate the weapon. Fencer X receives a YELLOW CARD.
- B. Allow the fencer to use the weapon if it passes shim, weight, and bell guard tests.
- C. Allow the fencer time to pull the wires out so they may be inspected properly.

Answer: (____). **Notes:** _____

Relevant Rule(s): _____

E10. No preliminary weapons checks have been performed at the competition. In the first bout in a pool, Fencer X presents a weapon with a French grip that is bent at such an angle so that the end of the handle protrudes 3 cm beyond the bell guard. What should the Referee do?

- A. Confiscate the weapon, and have it checked by the experts. If the experts determine the weapon is illegal, Fencer X receives a YELLOW CARD.
- B. Confiscate the weapon, and have it checked by the experts. If the experts determine the weapon is illegal, Fencer X receives a RED CARD.
- C. Give a visual inspection of the weapon on the strip. If the bend appears to be legal, allow Fencer X to use weapon.

Answer: (____). **Notes:** _____

Relevant Rule(s): _____

Epee Penalty Chart Basics (t.170)

- Use of the unarmed hand/arm is an immediate Red Card. (in all three weapons)
- There is NO covering target in epee.
- Equipment must be correctly functioning at the start of a bout, whether or not there was an inspection by the technical committee/ armorer prior. Non-conforming equipment presented to be used in a bout must function. Otherwise it is a Group 1 Yellow Card (or red if the fencer has already been issued a Group 1 card).
- Touching electrical equipment happens more frequently in epee. Epee fencers sometimes adjust their body cord after the referee says fence. Tip: During a pool roll call, the referee can remind the fencers that this is a Yellow Card.
- Hair must not be able to catch a tip, be a distraction, or cover the name on the back.
- In all three weapons, it is forbidden to cause body contact (corps a corps) to avoid being hit, which is a group 1 penalty. Key: watch for who moves last, that is likely to be the fencer that has caused the body contact.
- In foil and epee, a fencer is not allowed to touch outside the strip (creating a light) to cause a halt. Doing so is a group 2 penalty.
- If a fencer completes a fleche that results in a shock or jostling- s/he is issued a group 1 card.

Epee Penalty Chart Sample Questions

E11. No penalties have been given. Fencer X comes on the strip with their hair loose so that it conceals the fencer's name on the back of their jacket. The fencer's last name is only on the back of the jacket and not on the leg. What should the referee do?

- A. Allow Fencer X to fence with their hair down as their name is printed on the side of their mask
- B. Give Fencer X a YELLOW CARD and require them to tie their hair so that it will not conceal the name on the back of the jacket.
- C. Allow Fencer X time to acquire a hair tie, and tie their hair so that it does not conceal the name on the back.

Answer: (____). **Notes:** _____

Relevant Rule(s): _____

E12. Fencer X just received a YELLOW CARD and had his weapon confiscated for failing the weight test. Fencer X's second weapon at the strip is missing one of the screws to hold the point in. What should the Referee do?

- A. Allow Fencer X to fence with the weapon, but advise Fencer X that a touch by their opponent cannot be annulled if Fencer X's point comes out during the bout.
- B. Allow Fencer X to fence with the weapon if Fencer X's opponent agrees; Fencer X receives another YELLOW CARD.
- C. Fencer X receives a RED CARD; confiscate the second weapon; Fencer X must get another weapon.

Answer: (____). **Notes:** _____
Relevant Rule(s): _____

E13. With no penalties given, Fencer X appears at the strip with a weapon that has no retainer to secure the body cord to the weapon. What should the Referee do?

- A. Fencer X receives a YELLOW CARD; confiscate the equipment. Fencer X must get another weapon
- B. Allow Fencer X to fence with the weapon, but advise Fencer X that a touch made by their opponent cannot be annulled if Fencer X's body cord becomes unplugged.
- C. Allow Fencer X to fence with the weapon if Fencer X's opponent agrees.

Answer: (____). **Notes:** _____
Relevant Rule(s): _____

E14. No penalties have been given. A fencer presents to strip with a mask that has a conductive bib for foil. The fencer had carefully taped over most of the lamé material with plastic tape. What should the Referee do?

- A. Confiscate the mask for non-conformance. The fencer must get another mask without a conductive bib. The fencer receives a YELLOW CARD.
- B. Allow the fencer to wear the foil mask as long as the tape stays in place.
- C. Perform a test before each bout to see to make sure the opponents tip will not create a localized ground.

Answer: (____). **Notes:** _____
Relevant Rule(s): _____

E15. No penalties have been given. Fencer X drags the point of the epee along the strip while retreating. What should the Referee do?

- A. Call "Halt!"; Fencer X receives a RED CARD.
- B. Allow fencing to continue because the point is being dragged, not pushed
- C. Call "Halt!"; Fencer X receives a YELLOW CARD.

Answer: (____). **Notes:** _____
Relevant Rule(s): _____

E16. No penalties have been given, Fencer X intentionally touches the ground outside the conductive strip to cause a halt. What should the referee do?

- A. Fencer X receives a RED CARD.
- B. Fencer X receives a YELLOW CARD or, if the touch occurred during the last minute of the bout, a RED CARD.
- C. Fencer X receives a YELLOW CARD.

Answer: (____). **Notes:** _____
Relevant Rule(s): _____

Epee Actions Basics

- Reminder: A fencer with one foot off of the SIDE of the strip is a “halt.”
- Reminder: If a fencer has one foot off the side of the strip, that fencer loses ONE meter from the start of the attack. If the fencer is less than one meter from the back end of the strip (meaning they are deep into their two-meter warning), it can place the fencer off of the back of the strip and award a touch to the opponent.
- If a fencer has one foot off the lateral (**side**) boundary of the strip, that fencer can score provided the action is started before the “halt.”
- Both feet off the **side** of the strip, has the same applications of losing one meter.
- Both feet off of the **rear limits** is a touch for the opponent. If the referees halt is for a fencer leaving the rear limits, that fencer’s touch is annulled, but s/he can be scored upon, provided the action began before the “halt.”
- In all three weapons, it is forbidden to cause body contact (corps a corps) to avoid being hit, which is a group 1 penalty.

Epee Annulments

- If a fencer completes a fleche that results in a shock or jostling- s/he is issued a group 1 card.
- Corps a corps, even systematically but without jostling or without avoiding a touch is allowed.
- If both tips of the epee meet and create a light or lights, the touch(es) are annulled.
- **Fencer requested test of weapon:** When a fencer requests a test of his/her weapon the referee must check that the body cord behind the fencer is properly connected, the body cord at the weapon is properly connected. Check that the fencer has not obviously disconnected the wires in the guard with his/her fingers. Lastly check that the barrel is tight. If all of these checks, are correct, then the referee controls the weapon and depresses the tip once. If the epee does not work, then the referee should annul the test. *If the fencer alters **anything** before presenting to the referee, the referee does not annul the touch. (t.56)*
- If a fencer asks for a test of the weapon and retaining clip is working and in place, you do not annul. If the retaining clip is broken, the touch is annulled.
- The failure must be established by tests made immediately after the bout was stopped, under the supervision of the Referee and without changing anything whatever of the equipment in use. (t.56.2)
- **Doubtful touch:** If a double touch is registered by an established touch and a doubtful touch (failure of the electrical apparatus, cf. t.93) the fencer who has made the established touch may choose to accept the double touch or ask to have it annulled.
- If a double touch is registered and one touch is valid and the other is not valid (such as a touch made on the floor or a touch made off the strip, only the valid touch is scored.
- If time elapses and the score is tied. The referee must determine priority (flip a coin or use the “dice” button on the remote). If at the end of that minute there is no decisive touch, the fencer who got priority wins.
- During the extra minute of time double touches are annulled.
- Halts for a blade breaking stop everything. Nothing begun after a blade break can count as a touch. Unless the breaking of the blade has occurred clearly after the touch has been registered. Safety is one of the referee’s highest responsibility. (t.56.7)

Epee Actions and Annulments Sample Questions

E17. No penalties have been given. Fencer X has systematically caused corps à corps, but without jostling, and without avoiding a touch. What is the correct outcome?

- A. Fencer X receives a YELLOW CARD
- B. There is no penalty, but call "Halt!" only if both fencers cease offensive action.
- C. There is no penalty, but call "Halt!" when body contact occurs; any touch scored with an action which started after the corps à corps will not be awarded

Answer: (____). **Notes:** _____

Relevant Rule(s): _____

E18. Fencer X attacks with a flèche and lands with both feet off the strip just before his point hits Fencer Y. Fencer Y had started a counter attack that hits Fencer X before Fencer X left the strip. The machine indicates a double touch. What should the Referee do?

- A. No touch awarded.
- B. Award a touch for Fencer Y.
- C. Award a double touch.

Answer: (____). **Notes:** _____

Relevant Rule(s): _____

E19. The bout score is 0-0. Fencer Y makes a flèche attack and Fencer X attempts a stop hit while retreating over the rear limit of the strip. The machine registers a double touch after Fencer X has both feet beyond the end line. What should the Referee do?

- A. Award a double touch. Score is 1-1.
- B. Award a touch for Fencer Y. Score is 0-1 for Fencer Y.
- C. Award two points for Fencer Y. Score is 0-2 for Fencer Y.

Answer: (____). **Notes:** _____

Relevant Rule(s): _____

E20. Fencer X attacks, and the Referee clearly sees the machine indicate a good touch when Fencer X's point is on the blade in front of Fencer Y's guard. An inspection reveals no rust, glue or other foreign substance on the blade. What should the Referee do?

- A. Award a touch for Fencer X.
- B. Annul the touch.
- C. Annul the touch if the Referee can recreate the situation.

Answer: (____). **Notes:** _____

Relevant Rule(s): _____

E21. Two touches have been scored by Fencer Y. After the second touch, it is found that the floor cable connected to Fencer X's reel has become unplugged. What should the referee do?

- A. Annul only the last touch.
- B. Annul both touches.
- C. Do not annul any touches.

Answer: (____). **Notes:** _____

Relevant Rule(s): _____

Additional Annulment Notes: _____

E22. The proper procedure for testing the weapon at the request of a fencer is to:

- A. Simply press the point down; if it does not work, check all of the connections to see where the problem lies.
- B. Press the point down three times to find out if the epee does not work on any of the three tries.
- C. Check that the fencer is plugged in at the back where the body cord connects to the reel cord; check that the fencer is plugged in at the front where the body cord is plugged into the weapon; check that the barrel of the point is not loose; then (and only then), if everything is correct, depress the point at least once.

Answer: (____). **Notes:** _____

Relevant Rule(s): _____

E23. Fencer X is hit and presents his epee for testing. How many times should the Referee press the tip down for the test?

- A. Three times.
- B. Twice while bending the blade both up and down.
- C. At least once, and/or as often as the referee deems necessary.

Answer: (____). **Notes:** _____

Relevant Rule(s): _____

E24. The Referee awards a touch for Fencer X. After the touch is awarded, the Referee sees Fencer Y simply press the tip of the epee on the floor; it does not work. Fencer Y then submits it to the Referee for testing. What should the Referee do?

- A. Test the weapon; annul the touch even if it does work, because Fencer Y found it defective.
- B. Touch cannot be annulled, because the Referee did not make the initial test.
- C. Test the weapon; annul the touch if it does not work.

Answer: (____). **Notes:** _____

Relevant Rule(s): _____

E25. A valid touch is registered by Fencer Y. The Referee believes the touch may have been on Fencer X's hand. Fencer X claims the touch occurred on the guard. In testing, a small area of oxidation is found. Upon testing Fencer X's guard with Fencer Y's tip, a touch registers. What should the Referee do?

- A. Award a touch for Fencer Y; Fencer X gets another weapon.
- B. Annul Fencer Y's touch.
- C. Call the technical expert; if the oxidation area has less than 50 ohms resistance, annul Fencer Y's touch.

Answer: (____). **Notes:** _____

Relevant Rule(s): _____

E26. Double touches are registered. Fencer Y has clearly hit Fencer X, but Fencer X's touch is doubtful. What should the Referee do?

- A. Annul the double touch.
- B. Fencer Y may decide to have the double touch awarded or annulled
- C. Fencer X may decide to have the double touch awarded or annulled.

Answer: (____). **Notes:** _____

Relevant Rule(s): _____

Additional Notes: _____

E27. Double touches are registered. Fencer X is clearly hit by Fencer Y, but Fencer X's point clearly hits the ground outside the conductive strip. What should the Referee do?

- A. Annul the double touch.
- B. Award a touch for Fencer Y.
- C. Let Fencer Y decide to have the double touch awarded or annulled.

Answer: (____). **Notes:** _____

Relevant Rule(s): _____

E28. Time expires when the score is 3-3 in a pool bout. What should the referee do?

- A. The score is elevated to 4-4. The Referee randomly determines priority. The bout continues for one additional minute. If a single touch is scored in this additional minute, then the bout ends 5-4. If no single touch is scored, then the fencer with priority wins 4-4.
- B. The score goes to 4-4 with fencing continuing for an unlimited amount of time until there is a single valid touch.
- C. The score remains 3-3. The Referee randomly determines priority. The bout continues for one additional minute. If a single touch is scored in this additional minute, then the bout ends 4-3; if no single touch is scored, then the fencer with priority wins 3-3.

Answer: (____). **Notes:** _____

Relevant Rule(s): _____

E29. In a team match, in the fifth lap of the relay match, the score is 24-24 when a double touch is scored. There is 1 minute remaining in that lap. What should the Referee do?

- A. Award a single touch to the higher seeded team.
- B. Award the double touches. The score is now 25-25. Proceed to the next lap.
- C. Annul the double touches. The fencers must fence for a single touch.

Answer: (____). **Notes:** _____

Relevant Rule(s): _____

E30. No penalties have been given. Both fencers attack but the light on the scoring machine shows that only Fencer X has been hit. Fencer X immediately presents their weapon for testing to the referee. While performing the tests, the referee notes that Fencer X's epee is missing one tip screw. What should the Referee do?

- A. Annul Fencer Y's touch only if all the other areas of the test on Fencer X's weapon show the weapon is not functional. Confiscate the weapon.
- B. Allow touch for Fencer Y. Confiscate Fencer X's weapon. Fencer X gets another weapon.
- C. Annul Fencer Y's touch only if all the other areas of the test on Fencer X's weapon show the weapon is not functional. Confiscate the weapon.

Answer: (____). **Notes:** _____

Relevant Rule(s): _____

E31. Fencer X attacks and Fencer Y counterattacks. Fencer Y retreats while counterattacking and steps off the side of the strip with one foot. Fencer Y's action has started before the foot landed off the side of the strip and the touch arrives after the foot has landed. Both fencers' lights are on. What should the Referee do?

- A. Award both touches.
- B. Annul both touches.
- C. Award the touch for Fencer X, annul the touch for Fencer Y.

Answer: (____). **Notes:** _____

Relevant Rule(s): _____

E32. Fencer X makes a beat-attack on Fencer Y. Fencer Y's weapon breaks on the beat. Fencer X's touch arrives valid. What should the Referee do?

- A. Award a YELLOW CARD to Fencer Y for non-conforming equipment.
- B. Award the touch made by Fencer X.
- C. Annul the touch made by Fencer X.

Answer: (____). **Notes:** _____

Relevant Rule(s): _____

E33. Both fencers attack simultaneously, but the light on the scoring machine shows that only Fencer Y has been hit. Fencer Y immediately presents their weapon for testing to the referee. While performing the tests, the referee notes that Fencer Y's body cord is unplugged in the back where it connects to the reel cord, and the retention device is present and functioning. What should the Referee do?

- A. Award Fencer X's touch.
- B. Annul Fencer X's touch.
- C. Plug the body cord back into the reel and continue the test.

Answer: (____). **Notes:** _____

Relevant Rule(s): _____

E34. During a simultaneous action, only a touch for Fencer X registers on the machine. Fencer Y then grabs the barrel of his weapon with his unarmed hand. Fencer Y then presents the weapon to the referee for testing. What should the Referee do?

- A. Have a technical expert examine Fencer Y's weapon for a broken wire at the barrel. Issue a Group three RED CARD for dishonest fencing if the wire is broken.
- B. Test Fencer Y's weapon. If it fails, annul the touch scored by Fencer X
- C. Decline testing the weapon as Fencer Y manipulated the tip of the weapon. Touch for Fencer X stands.

Answer: (____). **Notes:** _____

Relevant Rule(s): _____

E35. Fencer Y attacks with a jump-flèche and crosses the lateral boundary of the strip with both feet. Before his feet hit the ground outside of the strip, he lands his attack on Fencer X. Fencer X had started a counter attack before Fencer Y left the strip. The machine indicates a double touch. What should the Referee do?

- A. Award a touch only for Fencer X. Fencer Y receives a YELLOW CARD.
- B. Award a touch only for Fencer X.
- C. Award a double touch.

Answer: (____). **Notes:** _____

Relevant Rule(s): _____

Additional Notes for Epee: _____

Concepts I need to review: _____

Epee Questions I have for a CRI or CRO: _____

Sabre Study Guide Basics

Sabre Equipment and Basics (m.1-m.35)

- In all three weapons, fencers must report to strip with spare equipment. (t.117) Make sure sabre fencers have spare mask cords, body cords, and weapons.
- Like in foil, long hair must be tied up and not covering the target.
- Sabre lamé must form a horizontal line that covers the top of the hip bones while the fencer is on guard. The lamé must cover the entire valid surface, has a groin strap and sleeves are fixed at the wrist by elastic.
- Sabre glove must have 800N protection on the back of the hand and palm, cuff must have 350N protection with FIE quality label and a year on it (m.33.1). This level of glove is required for all USA Fencing sanctioned events. The conductive material (lamé material) on the glove must be turned over by 5cm, (m.33.2) to ensure contact with the lamé.
- Over-gloves are permitted provided it has passed inspection for conductivity. The referee must ensure it has elastic that keeps it firmly in place against the sleeve of the sabre lamé. Also, the over-glove must have elastic that fixes the position of the over-glove on the arm so that its position on the arm cannot be changed during the bout.
- Note: make sure the fencer has a proper sabre FIE glove. The 800N gloves are for the safety of the athlete. Sometimes the lamé cuff wears out, but the glove is still safe to use.
- Touch with the guard is a group 1 penalty. This differs from the rule of “blow” with guard or pommel. A blow with the guard is an immediate red (a group 2 penalty).
- Pommels and guards must be insulated (m.5.5.c). If a fencer does not insulate their sabre properly, and a beat to the blade or guard creates a light, that touch is not annulled. And the fencer must change the sabre and receives a group 1 penalty.
- False start: while a false start penalty can be given in all three weapons, it is most applied in sabre as a “refusal to obey.” First give a verbal warning and if the same fencer repeats the false start in that bout issue a group 1 penalty card.
- Crossing of the feet or the fleche is **forbidden in sabre only**. Defined as any **forward movement in which the rear foot completely passes the front foot**. That motion is penalized as a first group offense (yellow or red). Any touch scored by the fencer at fault will be annulled. However, any touch correctly executed by his opponent is valid. Key: If the fleche is part of the manifestation of the scoring action- the touch is annulled. However, if the opponent gets a light on, they get a touch. And the fencer who crossed their feet gets a group 1 card.

Sabre Equipment and Basics Sample Questions

S1. What feature should the Referee check about the sabre fencer's lamé?

- A. Only that the lamé must overlap the knickers by at least 5 centimeters when in the on guard position.
- B. That the lamé covers the entire valid surface, that there is a groin strap to keep the lamé in place, and that the sleeves are fixed at the wrist by an elastic band.
- C. Only that the lamé covers the complete torso when arms are raised above head.

Answer: (____). **Notes:** _____

Relevant Rule(s): _____

S2. Fencer X reports to the strip with a conductive over-glove that has no provision, such as elastic, to ensure good contact with the sleeve of the lamé. What should the Referee do?

- A. Allow Fencer X to fence.
- B. Confiscate the illegal over-glove; Fencer X receives a YELLOW CARD; require Fencer X to get a legal over-glove.
- C. Ask Fencer X to change the over-glove. No penalty.

Answer: (____). **Notes:** _____

Relevant Rule(s): _____

S3. The metallic fabric covering the conductive over-glove must be folded to the inside of the cuff to a depth of at least:

- A. 3 centimeters.
- B. 2 centimeters.
- C. 5 centimeters.

Answer: (____). **Notes:** _____

Relevant Rule(s): _____

S4. Fencer Y makes an attack that registers a valid touch on the bell guard of Fencer X. Upon examination it is found that Fencer X has a non-insulated pommel nut. What should the Referee do?

- A. Award a touch for Fencer Y. Confiscate the illegal weapon from Fencer X; Fencer X receives a YELLOW CARD; require Fencer X to get a legal weapon
- B. Award a touch for Fencer Y. Fencer X may fence with weapon with the understanding that future touches to the guard will stand for Fencer Y.
- C. Annul the touch for Fencer Y. No penalty. Resume bout.

Answer: (____). **Notes:** _____

Relevant Rule(s): _____

S5. During the preliminary check-in of fencers prior to a pool it is discovered that Fencer X is wearing a waist-length jacket (without croissard / groin strap) underneath his conductive lamé. What should the Referee do?

- A. Allow Fencer X to fence with the waist-length jacket as long as there is at least a 10-centimeter overlap with the knickers when in the on guard position.
- B. Do not issue a penalty, but require Fencer X to get a jacket with groin strap prior to fencing the first bout.
- C. Require Fencer X to get a jacket with groin strap prior to fencing; Fencer X receives a YELLOW CARD in the first bout.

Answer: (____). **Notes:** _____

Relevant Rule(s): _____

S6. May an orthopedic grip be used in sabre?

- A. No.
- B. Yes, provided that the hand may be fixed in only one position, with the thumb 2 centimeters or less from the guard
- C. Yes, provided documented medical necessity for such a handle.

Answer: (____). **Notes:** _____

Relevant Rule(s): _____

Additional Notes: _____

S7. Fencer Y attacks and is parried. Fencer X's riposte clearly and audibly hits Fencer Y on the mask as Fencer Y makes a remise which also lands. Only a light for Fencer Y has registered on the machine. It is found that the mask cord for Fencer Y has become detached. What should the Referee do?

- A. Award touch for Fencer X despite the fact that the machine did not register a touch.
- B. Award touch for Fencer Y.
- C. Do not award any touch. Have Fencer Y reattach the mask cord.

Answer: (____). **Notes:** _____
Relevant Rule(s): _____

S8. Fencer X comes on guard with hair in a ponytail resting on the lamé on the back. What should the Referee do?

- A. Give Fencer X a YELLOW CARD and they must arrange their hair so that it does not cover the lamé at all.
- B. Continue the bout.
- C. Have the fencer tie their hair so that it does not conceal the name on the back. Covering target with hair above the name and below the collar of the lamé is allowed.

Answer: (____). **Notes:** _____
Relevant Rule(s): _____

Additional Notes for Sabre Equipment and Basics: _____

Sabre Priority Basics for Testing (t.96-t.106)

Like foil, the conventions of priority are difficult to bullet point. The following is to help solidify a very visual thing into bullet points that will help you pass the test. Note: this section of the study guide is designed to help you navigate the priority questions. It is critical to visualize the question and ask yourself what is the foundational concept the question is asking. There are nuances in sabre that differ from foil. Be sure to read each question thinking in the context of sabre.

- **Point in Line**
 - Fencing time and distance both matter for a point in line to be executed correctly.
 - Must be in the high line AND clearly threatening target (palm down) blade straight out from the shoulder.
 - A line must be established prior to the final attack being initiated (an advance lunge).
 - A point in line must be static and cannot deviate from the target while disengaging an attempted blade take. Disengages that are not necessary (meaning the opponent is not attempting to beat the blade) forfeits the line. Cutting with the line also forfeits it.
 - Lines can be advanced, retreated and lunged and must hit with the point.
 - The rules obligate that the opponent deflect (beat) the blade to earn priority against the line.
 - A referee cannot start a bout with either fencer in point in line.
- **Simultaneous Attacks**
 - In sabre, if both fencers start at the same time, neither is awarded a point.
 - Simultaneous attacks can be direct or indirect.
 - If a fencer parries after a simultaneous attack, they are forfeiting their right to have the referee call it simultaneous. And the referee will say they are hit.

- **Attacks**

- Correctly executed simple attacks in sabre (for refereeing) are executed with an advance lunge (or flunge) with blade threatening the opponent. Attacking angle is 135 degrees. In reality, referees do not look for the exact angle, we look for intention of holding vs attacking.
- If Fencer X attacks with a fluid continuous advance lunge, there is no window to attack in preparation. The rules of priority obligate Fencer Y to make his opponents attack fail by either defending with the blade, making them fall short, or making them miss.
- Note: “making them miss” by ducking, squirming, turning the body does not have priority, it is a counter attack.
- Attacks can be direct, indirect or compound.
- Attacks end with the foot-fall of the lunge. If a fencer’s lunge ends then the opponent has an immediate chance to score. The motion after the foot-fall of the lunge in this context is a remise and does not have priority.
- A feint with a cut should be completed by the blade and the arm forming an obtuse angle of about 135°, with the cutting edge threatening the valid target.

- **Counter attack**

- A counter attack point is awarded ONLY if the opponent’s initial attack has failed.
- It is an action into an already established or developing attack.
- The speed of a counter attack does not matter. A fast counter attack is not awarded against a slow attack even if it hits before the attack does.
- Counter attacks like a sky hook, do not have priority.

- **Beat Attacks**

- A sabre fencer can tap the blade (called a beat) as a means to earn priority, that beat must be on the foible of the blade (t.104.1). If s/he beats the blade and then hits with a lunge (or advance lunge, advance flunge) an opponent must earn priority back. The may defend with the blade, open the distance to make the fencer fall short, or by other means (that does not have priority) (like squatting down or squirming) to make the attack fail.
- If a fencer beats the blade and attacks with a lunge (or advance lunge) the opponent cannot parry at the same time as the beat. If the opponent is trying to defend a beat attack, there must be two distinct sounds otherwise it is right to award the touch to the fencer doing the beat attack with lunge (or advance lunge/fleche).
- If a fencer beats on the strong of the blade, they are not taking priority. Actions on the strong or on the guard are in sabre parries.

- **Parry and Riposte**

- A parry is a simple defensive action designed to deflect an attack. Parries must be fulfilled in with the strong of the blade. Once taking a parry a fencer must immediately riposte. A riposte is the offensive action after the defense.
- Note: A riposte does not have to be fast - it must (however) be immediate.
- If after a parry a fencer makes a momentary pause, then the opponent has the right to renew the attack (*remise* - immediate direct renewal, *reprise* - a new attack after a return to on guard, *redoublement* - additional offensive action after previous attack has failed)
- A fencer can parry a riposte (often referred to as counter parry riposte) the last fencer to parry AND successfully riposte and get a light on earns the point.
- A riposte (like attacks) can be direct, indirect or compound.

Additional Notes for Sabre Priority Basics: _____

Sabre Priority Basics Sample Questions

S9. Fencer Y makes a flank cut that fails. After Fencer Y's attack fails, Fencer X immediately cuts to the head and then Fencer Y cuts to the head. Both of these actions land valid. What should the Referee do?

- A. Do not award a touch.
- B. Award a touch for Fencer Y.
- C. Award a touch for Fencer X.

Answer: (____). **Notes:** _____

Relevant Rule(s): _____

S10. Fencer X is at double advance plus lunge distance. Fencer Y, who has been waiting to time Fencer X's action, immediately establishes a point in line before the start of Fencer X's double advance-lunge. Both fencers hit valid. What should the Referee do?

- A. No touch awarded.
- B. Award a touch for Fencer Y.
- C. Award a touch for Fencer X.

Answer: (____). **Notes:** _____

Relevant Rule(s): _____

S11. Fencer Y makes a beat attack that arrives on the valid surface. On the beat, Fencer X's weapon drops to the strip. What should the Referee do?

- A. No touch awarded.
- B. No touch but penalize Fencer Y with YELLOW CARD for abnormal fencing action.
- C. Award a touch for Fencer Y.

Answer: (____). **Notes:** _____

Relevant Rule(s): _____

S12. Before the command "Fence!" is given, Fencer X establishes a line. What should the Referee do?

- A. Instruct Fencer X to remove the line.
- B. Give the command "Fence!", but do not award any touch scored by Fencer X's existing line.
- C. Give the command "Fence!"

Answer: (____). **Notes:** _____

Relevant Rule(s): _____

S13. Fencer X attacks and clearly lands on Fencer Y's valid surface. Fencer Y's counter-attack lands with the point. What should the Referee do?

- A. Do not award a touch.
- B. Award a touch for Fencer Y.
- C. Award a touch for Fencer X.

Answer: (____). **Notes:** _____

Relevant Rule(s): _____

S14. Fencer X's attack arrives on Fencer Y's leg. Fencer Y's counter attack arrives at the same time on Fencer X's mask. What should the Referee do?

- A. Award a touch for Fencer Y.
- B. Award a touch for Fencer X.
- C. Do not award a touch.

Answer: (____). **Notes:** _____

Relevant Rule(s): _____

S15. With no penalties given in the bout, Fencer X makes a flèche-attack. While retreating, Fencer Y makes a stop-cut. Neither of these actions lands. Both fencers immediately remise their actions and their remises land at the same time. What should the Referee do?

- A. Award a touch for Fencer X.
- B. No touches awarded. Fencer X receives a YELLOW CARD.
- C. Award a touch for Fencer Y.

Answer: (____). **Notes:** _____

Relevant Rule(s): _____

S16. Fencer X begins an attack with a feint. Fencer Y momentarily follows the feint and then counter attacks. Both actions land valid. What should the Referee do?

- A. Award a touch for Fencer Y.
- B. Award a touch for Fencer X.
- C. Do not award a touch as the actions are considered simultaneous.

Answer: (____). **Notes:** _____

Relevant Rule(s): _____

S17. Fencer X makes a compound attack with the blade and arm forming an obtuse angle of 135 degrees with the cutting edge threatening valid target. Fencer Y cuts into Fencer X's action. Both fencers land valid. What should the Referee do?

- A. Do not award a touch.
- B. Award a touch for Fencer Y.
- C. Award a touch for Fencer X.

Answer: (____). **Notes:** _____

Relevant Rule(s): _____

S18. Both fencers start attacks simultaneously. While attacking, Fencer X makes a feint. Fencer Y makes a direct attack. Both hit at the same time and land on valid target. What should the Referee do?

- A. Simultaneous - do not award a touch
- B. Award a touch for Fencer X.
- C. Award a touch for Fencer Y.

Answer: (____). **Notes:** _____

Relevant Rule(s): _____

S19. Both fencers start attacks simultaneously. During Fencer X's attack, Fencer Y attempts to find Fencer X's blade with a forward and sideways sweep, but fails. Both fencers then hit at the same time on valid target. What should the Referee do?

- A. Award a touch for Fencer Y.
- B. Do not award a touch.
- C. Award a touch for Fencer X

Answer: (____). **Notes:** _____

Relevant Rule(s): _____

Additional Sabre Priority Notes: _____

S20. Fencer X attacks with a slow feint. On the feint, Fencer Y finds Fencer X's blade with a beat, and then cuts to the chest of Fencer X. Fencer X completes their action with a head cut to Fencer Y. Both actions land valid. What should the Referee do?

- A. Do not award a touch.
- B. Award a touch for Fencer Y.
- C. Award a touch for Fencer X.

Answer: (____). **Notes:** _____

Relevant Rule(s): _____

S21. Fencer X makes an advance-lunge with a head cut, but Fencer X's elbow is at their hip during the advance. As Fencer X starts the advance, Fencer Y hits Fencer X before the start of Fencer X's extension and lunge. Both actions land valid. What should the Referee do?

- A. Do not award a touch as the final touches are simultaneous.
- B. Award a touch for Fencer Y.
- C. Award a touch for Fencer X.

Answer: (____). **Notes:** _____

Relevant Rule(s): _____

S22. Prior to the command "Fence" Fencer X comes over the on guard line in an accidental false start. The referee should:

- A. Give immediate YELLOW CARD to Fencer X
- B. Allow the bout to start with the false start
- C. Give a verbal warning to Fencer X. If Fencer X repeats the same action in the same bout, issue a YELLOW CARD for Refusal to obey the Referee.

Answer: (____). **Notes:** _____

Relevant Rule(s): _____

S23. Fencer Y's establishes a point in line. Fencer X makes a straight attack against Fencer Y's point in line. Expecting a beat attack from Fencer X, Fencer Y makes two unnecessary disengages. Both fencers hit valid target. What should the Referee do?

- A. Award a touch for Fencer X.
- B. Do not award a touch as the actions are simultaneous.
- C. Award a touch for Fencer Y.

Answer: (____). **Notes:** _____

Relevant Rule(s): _____

S24. Fencer X and Fencer Y start attacks at the same time. Fencer X's attack is a low line attack which lands on the underneath of Fencer Y's wrist. Fencer Y's attack is in the high line landing on Fencer X's head. The machine registers touches for both. The referee should:

- A. No touches awarded – the action is simultaneous.
- B. Award touch for Fencer X.
- C. Award touch for Fencer Y.

Answer: (____). **Notes:** _____

Relevant Rule(s): _____

Additional Sabre Priority Notes: _____

S25. Fencer X makes an attack that Fencer Y parries, however a light registers on the machine for Fencer X due to the whip over of the tip of Fencer X's blade. Fencer Y's slow riposte, which arrives on valid target is timed out and does not register on the machine. What should the Referee do?

- A. Annul all touches.
- B. Award a touch for Fencer Y.
- C. Award a touch for Fencer X.

Answer: (____). **Notes:** _____

Relevant Rule(s): _____

S26. Fencer X establishes point in line and Fencer Y makes a direct attack. Fencer Y's attack lands on Fencer X's mask. Fencer X hits with the cutting edge of the sabre and not the point. The machine registers two valid touches. What should the Referee do?

- A. Do not award a touch.
- B. Award a touch for Fencer Y.
- C. Award a touch for Fencer X.

Answer: (____). **Notes:** _____

Relevant Rule(s): _____

S27. Fencer X makes an attack against Fencer Y's point in line. During the course of the attack Fencer X searches for and finds Fencer Y's blade. Fencer Y places his point in line again while Fencer X continues his lunge-attack. Both fencers hit valid target. What should the Referee do?

- A. Award a touch for Fencer X.
- B. Do not award a touch.
- C. Award a touch for Fencer Y.

Answer: (____). **Notes:** _____

Relevant Rule(s): _____

S28. Fencer Y makes an attack that is successfully parried. Fencer X makes an immediate riposte while at the same time Fencer Y makes a remise of the attack. Both fencers hit valid target. Prior to the referee making his call, Fencer X acknowledges a touch against himself. What should the Referee do?

- A. Award a touch for Fencer X.
- B. Award a touch for Fencer Y.
- C. Penalize Fencer Y with a YELLOW CARD for attempting to influence the referee.

Answer: (____). **Notes:** _____

Relevant Rule(s): _____

S29. Fencer X's attack is short and the front foot lands. Fencer X then extends his arm in the point in line position. Fencer Y starts an offensive action when X abandons the point in line and attacks with a cut. Both valid lights are on. What should the Referee call?

- A. Do not award a touch.
- B. Award a touch for Fencer Y.
- C. Award a touch for Fencer X.

Answer: (____). **Notes:** _____

Relevant Rule(s): _____

Additional Sabre Priority Notes: _____

S30. Fencer X establishes a point in line. After the point in line is established, Fencer Y makes a sideways sweep to find Fencer X's blade. Fencer X makes a double disengage around Fencer Y's blade sweep. Both fencers then hit valid target.

- A. Award no touch.
- B. Award a point to Fencer Y
- C. Award a point to Fencer X

Answer: (____). **Notes:** _____
Relevant Rule(s): _____

Additional Notes for Sabre: _____

Concepts I need to review: _____

Sabre Questions I have for a CRI or CRO: _____

Overview of Entire Review Packet

General Section Topics to Review:

1. _____
2. _____
3. _____
4. _____

Foil Section Topics to Review:

1. _____
2. _____
3. _____
4. _____

Epee Section Topics to Review:

1. _____
2. _____
3. _____
4. _____

Sabre Section Topics to Review:

1. _____
2. _____
3. _____
4. _____

Answers and Rationales for Sample Questions

It is highly recommended that you attempt to answer all the sample questions **PRIOR** to looking here. Seriously, try to answer all the questions first. The last page is an answer sheet where you can review and compare what answers you have gotten wrong. Make notes on the lines provided by the questions and review the relevant rules.

General Sample Questions Answers

G1. **Answer:** (B). The letters must be in dark blue capitals of the specified width/height, though allowances are made for long names (the width can be smaller for long names). The purpose of this rule is to make names visible from far away. Note that the rules *do not* specify that the name must be screen-printed. **Relevant Rule(s):** m.25.3.h

G2. **Answer:** (C). The plastron must be checked to be present and functioning at the beginning of every pool, team match, and direct elimination bout. Note that enough of the plastron should be exposed to be sure that the plastron conforms to the rules. **Relevant Rule(s):** t.64.5

G3. **Answer:** (A). Safety is of the utmost importance and under no circumstances should Fencer X be allowed to fence a competition with a jacket that has tears/holes. Clothing/equipment non-conforming to the rules is an offense of the 1st group and should be penalized with a Yellow Card. Practically speaking, give them a time limit. The rule says “reasonable amount of time.” However, some people might think that means a half hour. That would cause considerable delay to the tournament – enforce the rule but have common sense. If you want to alter the order of pool bouts, you must ask Bout Committee permission (t.45.5) **Relevant Rule(s):** t.71, t.170, m.25.3.a

G4. **Answer:** (C). This fencer has committed two individual offenses of the first group for equipment not conforming to the rules, one for the missing plastron and another for the missing chest protector as this is a women’s event. For the first of these offenses the fencer receives a Yellow Card and for the second she receives a Red Card. The fencer should then be allowed a reasonable amount of time to find conforming equipment. It is important to enforce this rule for the safety of all fencers. **Relevant Rule(s):** t.64.5, t.71, t.170, m.25.4

G5. **Answer:** (B). The absence of a fencer’s name on the uniform is a second group offense punished with a Group 2 Red Card at the start of each bout in which the fencer reports without an appropriate uniform. In the case of USA Fencing events, the name may also be on the leg, so in this particular case the referee should ensure that the fencer’s name is not present on the rear leg of the knickers before applying a 2nd group Red Card. **Relevant Rule(s):** t.74.1, see USA Fencing Rulebook for rear leg modifications, t.170

G6. **Answer:** (C). The referee must ensure that the mask is safe for use, even if there is an inspection mark on it. The rule states that the strap must be positioned low enough across the rear of the cervical region that the position of the strap on the head ensures the mask cannot slide off. The band must be in a solid material: when stretched the material should not sustain permanent plastic deformation and should quickly return to its original shape and size. **Relevant Rule(s):** m.25.7

G7. **Answer:** (B). All masks must have lateral straps as specified in the rules. In this case, Fencer X has committed an offense of a 1st group by presenting with non-conforming equipment and a Yellow Card should be issued. If Fencer X cannot affix a horizontal strap to the mask, then the mask should be confiscated and Fencer X should be required to find another mask. **Relevant Rule(s):** t.71-2, t.170, m.25.7

G8. **Answer:** (C). The hit that Fencer X scores stops the bout, so the fact that Fencer X crosses the lateral boundary with one or both feet after the hit is irrelevant and Fencer X's hit is valid. This is a common occurrence when Fencer X executes a flèche and is trying to avoid running into the opponent. **Relevant Rule(s):** t.23.5, t.33.2-4

G9. **Answer:** (B). When Fencer X is off the strip with both feet, "Halt!" should be called. At this point, no hits can be scored by Fencer X. Fencer Y may still score hits against Fencer X, but only if the hit results from a simple, *immediate* action. Since Fencer Y starts the parry and riposte *after* Fencer X has left the strip, this hit should be annulled. Since Fencer X has crossed the lateral boundaries of the strip, once the fencers are returned to the position the action occurred on strip, Fencer X should be made to retreat an additional meter. **Relevant Rule(s):** t.33.1, t.35.1, t.55.1

G10. **Answer:** (C). When Fencer Y stepped off the side of the strip with one foot on the advance, the referee should call "Halt!" The lunge that resulted in a hit did not start before Fencer Y stepped off the strip, so the touch should be annulled. **Relevant Rule(s):** t.33.3

G11. **Answer:** (A). Crossing the rear limit of the piste immediately stops the bout and incurs a hit against the fencer who went behind the end line. In this case, Fencer X's parry and riposte are irrelevant, and a hit should be given against Fencer X for retreating behind the rear limit of the piste. **Relevant Rule(s):** t.34

G12. **Answer:** (B). Fencer Y has gone off the side of the strip, so "Halt!" should be called. A distance penalty must then be applied, and the application of this penalty places Fencer Y behind Fencer Y's rear limit of the piste, so a touch should be awarded to Fencer X. **Relevant Rule(s):** t.33.1, t.35.1-2

G13. **Answer:** (A). Fencer X has gone off the side of the strip, so "Halt!" should be called. Crossing the lateral boundaries of the piste incurs a one-meter distance penalty, so Fencer X must retreat one meter from where the attack began. **Relevant Rule(s):** t.33.3, t.35.1

G14. **Answer:** (A). In the case of possibly fraudulent equipment, the referee should confiscate the weapon so that both Fencer Y and Fencer Y's coach do not have access to it. Determinations of fraudulence should be made with the armory/SEMI staff at the tournament since the referee is not necessarily always an equipment expert. The referee should apply no penalty until a determination is made by the expert. **Relevant Rule(s):** t.73.c

G15. **Answer:** (B). Since Fencer X's weapon is non-conforming, Fencer X cannot continue to use that weapon. Whenever a weapon is taken, the referee must confiscate it for the remainder of the bout. However, since the fault was possibly caused by fencing, no penalty is applied in this case. **Relevant Rule(s):** t.70, t.72

G16. **Answer:** (C). While Fencer X has fallen, this fall is at least one period of fencing time after a valid hit, which stops the action. Therefore, the hit is valid and no penalties should be given. **Relevant Rule(s):** t.121.2, t.170

G17. **Answer:** (C). While Fencer X has fallen and hit, this is not a Group 1 Yellow Card for touch while falling because Fencer X is trying to defend and has tripped – this penalty is designed to prevent fencers for diving for touches. Moreover, Fencer Y is not falling, so it is not fair to annul a touch for Fencer Y, just because Fencer X has lost their balance. Therefore, Fencer Y's hit is valid and no penalties should be given. **Relevant Rule(s):** t.121.2, t.170

G18. **Answer:** (B). Turning the back to the opponent is an offense of the 1st group. Since Fencer X already has a Yellow Card, a Red Card must be given in this case. Moreover, any penalty committed during fencing annuls a touch scored by the fencer committing the infraction, so Fencer X's touch must be annulled. **Relevant Rule(s):** t.27.2, t.170

G19. **Answer:** (A). Taking off the mask before the referee calls "halt" is an offense of the first group, which *does not* require annulment of a the touch scored by the competitor committing the infraction. Therefore Fencer X's hit is valid. However, since Fencer X has previously received a Yellow Card, a Red Card is given for the 1st group infraction. The final score of the bout, won by Fencer X, is thus 5-3. **Relevant Rule(s):** t.125, t.170

G20. **Answer:** (B). If a penalty card is given but not noted on the scoresheet, then a protest of the card to Bout Committee is valid and it is as if the card was never given. It is the duty of the referee to record penalties on the score sheet immediately after they are given to ensure that situations like this do not result. In this case, Fencer X's second offense results in a Red Card since the first offense was not properly recorded. **Relevant Rule(s):** t.163, t.167-168, t.170

G21. **Answer:** (C). No fencer may profit from a fraudulent agreement or take part in collusion with their opponent during the course of a bout. All fencers must fence to the utmost of their ability in order to obtain the highest classification possible, punishable by a Black Card and exclusion from the competition. **Relevant Rule(s):** t.128, t.149, t.170

G22. **Answer:** (B). A second offense from the 1st group in the same bout in which a Group 1 Yellow Card was previously given results in a Red Card, since all penalties are cumulative. In this case, it is irrelevant that the offense is not the same as the first offense – all that matters is that both offenses come from the 1st group. It is written down on the scoresheet and a point is awarded to Fencer Y. **Relevant Rule(s):** t.159, t.162.1-2, t.165, t.170

G23. **Answer:** (B). Offenses of the second group are punishable by Red Cards, which last only for the duration of the current bout. Since in this case Fencer X committed the "first" offense in a previous bout, the new offense is considered a first offense in the current bout. A Group 2 Red Card should therefore be given. **Relevant Rule(s):** t.159, t.162.2, t.166

G24. **Answer:** (A). A violent or vindictive action, or a blow with the guard or pommel, is an offense of the second group and so Fencer Y should be penalized with a Red Card. Note that this rule does not require intent or for Fencer X to be shaken/injured by this blow. **Relevant Rule(s):** t.121, t.170

G25. **Answer:** (C). While displacing the target is allowed, scoring a touch while falling is not. So Fencer X's ducking action is allowed, but scoring a touch while falling is not. This is an offense of the 1st group and should be penalized with a Yellow Card. Additionally, this offense is one which annuls Fencer X's hit. It is important to annul the hit in order to ensure that fencers do not deliberately fall in order to land hits.

G26. **Answer:** (A). An unjustified appeal is an offense of the first group and, if a fencer has already received a Group 1 Yellow Card, is punishable with a Red Card. Since the reconstruction of the phrase by the referee is a decision of fact, that reconstruction cannot be appealed or complained about. By complaining about the analysis of the phrase, Fencer X has committed an offense of the first group and should be punished with a Red Card (since Fencer X had already received a Yellow Card in this case). **Relevant Rule(s):** t.136.2, t.162.2, t.170

G27. **Answer:** (A). When a weapon is found to be non-conforming with the rules or is voluntarily surrendered by a fencer asking to change the weapon, that weapon should be confiscated by the referee for the duration of the bout. In this case, Fencer X's coach should not be given the weapon until the bout is over. **Relevant Rule(s):** t.70

G28. **Answer:** (B). By checking in in this way, Fencer X has committed two offenses which require penalization. The absence of the plastron is an offense of the first group and should be penalized with a Yellow Card. The absence of a control mark on the mask is an offense of the second group and should be penalized with a Red Card. Thus, the score at the start of the bout should have Fencer X losing 0-1. **Relevant Rule(s):** t.64.5, t.73.c, t.170

G29. **Answer:** (B). All persons taking a lesson during a competition must be wearing a mask and glove, minimally. Failure to do this is punishable with a Yellow Card on the first offense and a Black Card on the second offense. **Relevant Rule(s):** t.20.2

G30. **Answer:** (A). Fencer Y began the parry during the referee's call of "Halt!" no penalty should be applied to Fencer Y. However, Fencer Y's touch is not valid since it occurred after the referee called "Halt!" While potentially unfair to Fencer Y, safety is important, and fencing should not be allowed to continue when a competitor is in danger of tripping over a reel. **Relevant Rule(s):** t.55.1

G31. **Answer:** (B). Only the referee may stop the bout, and any touch scored against someone who has stopped before the referee has called "Halt!" is considered valid. This rule is important to ensure competitors do not simply stop fencing to avoid being hit. **Relevant Rule(s):** t.23.4

G32. **Answer:** (C). Because Fencer X has been parried, Y has the right to an immediate riposte, so Fencer Y should be awarded a touch. In this case, Y must be allowed to finish the action, or attackers who have been parried would have no disincentive to drop the weapon in order to stop the bout. **Relevant Rule(s):** t.23.3, t.86, t.105.

G33. **Answer:** (C). Fencing at close quarters is allowed provided that both fencers can wield their weapons properly and the referee can follow the phrase in foil and sabre. **Relevant Rule(s):** t.24

G34. **Answer:** (A). In all three weapons, corps à corps is not a penalty so long as neither of the fencers have caused the corps à corps in order to avoid being hit. When the competitors are in corps à corps, the referee should call halt and stop the bout. In this case, Fencer X leaving the strip after the corps à corps is irrelevant because the body contact stops the bout. **Relevant Rule(s):** t.25

G35. **Answer:** (C). No touches should ever be awarded after time has expired. Most modern scoring apparatuses will not register a touch when time has expired, but touches should not be awarded if they do happen to register after the expiration of time. **Relevant Rule(s):** t.44

G36. **Answer:** (C). The referee must estimate the amount of time that has expired after a clock failure and restart the bout from that point. **Relevant Rule(s):** t.44.3

G37. **Answer:** (A). A five minute injury break is allowed for each injury provided that the injury is verified by the relevant medical authorities. Referees should not try to adjudicate whether injuries are legitimate or not without the medical staff present. **Relevant Rule(s):** t.45.1-2

G38. **Answer:** (B). It is the referee's responsibility to ensure the fencers check and sign the score sheet and that the pool sheet is returned to Bout Committee after the pool has finished. There is no need to total indicators now that computers exist. It is important to have fencers sign the sheet, as this is the official certification by the fencers that there are no errors on the score sheet. **Relevant Rule(s):** Relevant rules removed in 2008, but signing a score sheet is still appropriate, as most bout committees and directoire technique still want it.

G39. **Answer:** (B). When time expires in a bout and there is not a tie, then the final score of the bout is the score that was current when time expired. In that case, the referee should record the winner by noting V next to their score along with the score at the end of the bout. **Relevant Rule(s):** t.38.2

G40. **Answer:** (B). In the case of a verified injury during a team match, the substitute may replace the injured fencer and continue the lap with the current score. This is the only time a substitution can be made in the middle of a lap during a team bout, and the injured fencer may not return to the bout if this rule is employed to effect a substitution. **Relevant Rule(s):** o.99.6.a

G41. **Answer:** (C). A referee's decision on a point of fact, including the reconstruction of the fencing phrase, cannot be appealed. This leaves justified appeals to only misapplications of the rules. In this specific case, reconstructions of phrases (including determinations of a blade action as either a beat or a parry) are matters of fact and cannot be appealed. **Relevant Rule(s):** t.136, t.172

G42. **Answer:** (A). When time expires in a DE bout without a tie score, the bout is over and the fencer who is leading at the expiration of time is declared the winner. The real score achieved in the bout is recorded on the scoresheet, so the final result of the bout is a victory for Fencer X with a score of 13-11. **Relevant Rule(s):** t.39-40

G43. **Answer:** (A). If the normal lap order of a team bout is ordered, intentionally or unintentionally, all touches since the modification of the order are annulled and the match restarted with the correct lap given by the order of laps. In this case, it is as though the lap fenced by Team X Fencer #2 had never happened. **Relevant Rule(s):** o.99.3

G44. **Answer:** (A). Non-combativity never applies in pool bouts, only in direct elimination bouts and team bouts. **Relevant Rule(s):** t.124.1, t.124.2

G45. **Answer:** (B). Fencers must come on guard correctly according to rule t.22.11. The convention is to look like position of 6 for foil and epee and 3 for sabre. **Relevant Rule(s):** t.22.11

G46. **Answer:** (A). The bout is not over until the referee has ensured that the fencers have returned to their on guard lines, performed a fencer's salute, and shaken hands. **Relevant Rule(s):** t.122

G47. **Answer:** (C). A salute is required from both fencers at the beginning and end of every bout. At the end of the bout, the fencers must salute after the referee has determined that the bout is over and signaled/announced the winner. Failure to perform a salute is an offense of the 4th group and is penalized with a Black Card. **Relevant Rule(s):** t.122, t.170

G48. **Answer:** (B). Fencers are entitled to *two* unsuccessful video appeals in DE bouts where video replay systems are being utilized. In this case, Fencer X was successful on one of the previous appeals, so there is still one successful appeal remaining. The referee should therefore consult with the video referee according to the procedures for a video appeal. **Relevant Rule(s):** t.61

G49. **Answer:** (A). No members of a team may leave the team enclosure during a team match. Because the coach of Team Y has left the team enclosure and entered the strip enclosure, they have committed an offense of the first group and should be penalized with a Yellow Card. This Yellow Card is for the team as specified in the relevant rule. **Relevant Rule(s):** t.132.2

G50. **Answer:** (A). Each lap of a team match is considered an individual bout for purposes of individual offenses of the 1st and 2nd group. In this case, the fact that a fencer on Team A had a non-conforming weapon in the first lap is irrelevant. The fencer in the fifth leg, however, has committed an offense of the 1st group and should be penalized with a Yellow Card. **Relevant Rule(s):** t.121.2, t.159, t.170

Foil Sample Questions Answers

F1. **Answer:** (A). Whether or not there has been an official equipment check, Fencer X has reported to the strip with equipment that is non-conforming to the rules. Therefore, Fencer X has committed an infraction in the 1st group and should be penalized with a Group 1 Yellow Card. Note that the existence of a patch alone is not an offense, it is only that the patch registers non-valid when it is tested. **Relevant Rule(s):** t.71, t.170, m.28

F2. **Answer:** (B). A fencer may hold a non-orthopedic/French grip foil by the pommel, provided that the manner of holding does not allow the weapon to be transformed into a throwing weapon. Whether or not the handle is insulated is irrelevant. **Relevant Rule(s):** t.21.2

F3. **Answer:** (C). All defensive actions must be completed with the blade and/or guard only, so Fencer X has committed an infraction by parrying with the non-weapon hand. This is an offense of the 2nd group and is punishable by a Group 2 Red Card. Additionally, this infraction requires annulment of the touch scored by Fencer X, since it robs Fencer Y of the ability to score a touch. As a result, the score of the bout is 4-3 for Fencer Y. **Relevant Rule(s):** t.21.1, t.29.1, t.170

F4. **Answer:** (B). Simple corps à corps is not a penalty in any weapon, provided that neither fencer brings about corps à corps to avoid being hit. In this case, the referee should call "Halt!", separate the fencers, and resume the bout. **Relevant Rule(s):** t.25

F5. **Answer:** (A). By covering the electric bib on the mask, Fencer X has committed a penalty in the first group for substituting/covering valid target. As a result, Fencer X should receive a Yellow Card from the 1st group and any touch made by Fencer X must be annulled. **Relevant Rule(s):** t.29.2, t.79.1, t.170

F6. **Answer:** (A). Turning the back is an offense of the 1st group, but only during the bout. In this instance, Fencer Y has hit with a valid counterattack before turning around completely with their back to Fencer X. As a result, a touch should be awarded to Fencer Y. **Relevant Rule(s):** t.27

F7. **Answer:** (C). In this case, Fencer Y has committed an offense of the first group for covering/substituting valid target. Additionally, the referee has determined that Fencer X's hit only registered off-target because of the covering. For the covering a Group 1 Yellow Card must be given to Fencer Y, and because the hit would have been valid save for the covering, the Fencer X's touch should be counted. This is the only time an off-target light can result in the awarding of a touch. **Relevant Rule(s):** t.79

F8. **Answer:** (B). Fencer X has committed an offense of the first group for covering/substituting valid target. As a result, a Group 1 Yellow Card should be issued to Fencer X. Additionally, since a fencer cannot score while committing a penalty, Fencer X's touch should be annulled. **Relevant Rule(s):** t.79.1, t.170

F9. **Answer:** (B). Fencer X has committed an offense of the first group for corps à corps to avoid a touch. As a result, a Group 1 Yellow Card should be issued to Fencer X. Additionally, since a fencer cannot score while committing a penalty, Fencer X's touch should be annulled. **Relevant Rule(s):** t.25.2, t.170

F10. **Answer:** (C). Fencer X has committed an offense of the first group for covering/substituting valid target. As a result, a Group 1 Yellow Card should be issued to Fencer X. Additionally, since a fencer cannot score while committing a penalty, Fencer X's touch should be annulled. **Relevant Rule(s):** t.79.1, t.170

F11. **Answer:** (B). A simple attack can consist of an advance-lunge, so Fencer Y is making a counterattack into Fencer X's properly executed attack. Therefore, Fencer Y is out of time and a touch should be awarded to Fencer X. **Relevant Rule(s):** t.83.1, t.83.2.3

F12. **Answer:** (A). Fencer Y has been parried and is obliged to defend the riposte from Fencer X, provided that riposte is properly executed. In this case Fencer X is making a properly executed compound riposte, so Fencer Y is making a counter-attack into this riposte. As a result, Fencer X should be awarded a touch with the parry and riposte. **Relevant Rule(s):** t.83.2.2, t.86

F13. **Answer:** (A). While the referee may question the side-judges about covering/substitution of valid target, the referee alone makes the determination as to whether this infringement has occurred. In this case, the referee's opinion is that no covering occurred, so no touch is given and no penalty applied. **Relevant Rule(s):** t.79.2

F14. **Answer:** (C). In this case, Fencer X has priority, since they are executing a beat attack. Actions which have priority and score do not get annulled if the defender's weapon malfunctions during that action. In this case, the beat attack is a single action and the rules specifically mention permanent off-target lights, which is what occurs when a foil malfunctions during the beat. **Relevant Rule(s):** t.81

F15. **Answer:** (C). When the person who has just been hit has a weapon which cannot cause a light to appear on the scoring box, touches against that person should be annulled. The logic here is that the defender/person hit cannot defend themselves with a weapon that does not cause any lights to register on the machine. **Relevant Rule(s):** t.80

F16. **Answer:** (B). In this case Fencer X has the priority with the direct attack, and Fencer Y's weapon can cause a light to register on the scoring machine - just not a colored light. The specific rule requires that a touch be awarded for actions with priority provided that the person being hit can still get a light on the scoring box. **Relevant Rule(s):** t.81

F17. **Answer:** (C). Broken blades are extremely dangerous and immediately cause a hard stop to all fencing. No actions which produce a light after a broken blade ever count, and the referee should take care to call halt immediately in these cases. **Relevant Rule(s):** t.56.7

F18. **Answer:** (A). In this situation, Fencer X has made a compound attack which Fencer Y has followed. A counterattack which occurs after Fencer Y follows the feint is out of time and priority stays with the attacker, Fencer X. Therefore, Fencer X should be awarded the touch. **Relevant Rule(s):** t.84.1, t.89.4.d.

F19. **Answer:** (C). Fencer X's attack is over after it is parried, and a successful parry by Fencer Y gives the right to an immediate riposte. Since Fencer Y's riposte landed valid, it has priority over the out of time remise which Fencer X has executed. Therefore, Fencer Y should be awarded the touch. **Relevant Rule(s):** t.86, t.89.4.c, t.89.5.f

F20. **Answer:** (B). While Fencer X has a bent arm during part of this action, Fencer Y's counter attack is into the extension following this bent arm, and is therefore out of time. Fencer X retains the priority in this situation, and therefore a touch should be awarded to Fencer X. **Relevant Rule(s):** t.88, t.89.4.d

F21. **Answer:** (A). By covering the electric bib on the mask, Fencer X has committed a penalty in the first group for substituting/covering valid target. As a result, Fencer X should receive a Yellow Card from the 1st group and any touch made by Fencer X must be annulled. **Relevant Rule(s):** t.29.2, t.79.1, t.170

F22. **Answer:** (C). In this case, Fencer X has made a remise which would be out of time had Fencer Y had a light register on the scoring box. Fencer Y is allowed to lean forward during this action provided that no covering of valid target near the mask occurs. As a result, a touch should be awarded to Fencer X for the single light remise. **Relevant Rule(s):** t.29.2, t.79.1

F23. **Answer:** (A). In this case, the attack with priority is Fencer Y's, since Fencer X's attack was successfully avoided and Fencer Y has immediately responded. Fencer X's redoublement is out of time, and therefore a touch should be awarded for Fencer Y. **Relevant Rule(s):** t.13.2, t.89.5.f

F24. **Answer:** (C). In this case, Fencer Y has established point in line before Fencer X's attack, and Fencer X has not deflected or beaten the blade. As a result, the point in line has priority, and a touch should be awarded for Fencer Y. It is irrelevant that Fencer Y has advanced, provided that the line remained established during the advance. **Relevant Rule(s):** t.84.2, t.89.5.a

F25. **Answer:** (A). In this case, Fencer X has established point in line *before* the beginning of Fencer Y's attack. In this case, Fencer Y cannot score a hit without first taking Fencer X's blade, and a touch should be awarded to Fencer X. **Relevant Rule(s):** t.83.2.1, t.84.2, t.89.5.a

Epee Sample Questions Answers

E1. **Answer:** (B). In epee, the large shim should fit between the tip and the barrel, and insertion of the small shim before depressing the point should *not* register a touch on the scoring apparatus. **Relevant Rule(s):** t.68.3, m.19.4.a-b

E2. **Answer:** (B). A fencer may hold a non-orthopedic/French grip foil by the pommel, provided that the manner of holding does not allow the weapon to be transformed into a throwing weapon. **Relevant Rule(s):** t.21.2-4, m.2, m.3, m.4, m.6

E3. **Answer:** (C). Every bout the referee needs to look in the guard and under the epee sized guard pad to see that each wire has its own insulation. There is NO TAPING wires to the guard (clear tape is ok – you need to be able to see the wire) and no taping or insulating the wires together. The referee must inspect the entirety of the wires down to the bell guard. Ensure that the weapon has a body cord securing device (fastener/ bail) present and functions. **Relevant Rule(s):** m.31.5-7, m.4

E4. **Answer:** (C). The maximum bend allowed is less than one centimeter, located near the center of the blade and in one direction (no s-curves) on the vertical plane. **Relevant Rule(s):** m.16.2

E5. **Answer:** (A). The maximum bend allowed is less than one centimeter, located near the center of the blade and in one direction (no s-curves) on the vertical plane. **Relevant Rule(s):** m.16.2

E6. **Answer:** (B). The rules say that the weight “must be lifted by the spring of the point.” A referee should not depress a tip and place the weight on it, that does not test the pressure spring. **Relevant Rule(s):** m.19.2, m.19.3

E7. **Answer:** (C). Safety is the highest priority for the fencers. Calling a halt to fix something that is a trip hazard is important. **Relevant Rule(s):** t.69

E8. **Answer:** (B). The referee must check prior to the bout that there is a functioning retaining device for the body cord to the reel. Since the retaining device is the tournament’s responsibility and it was broken or absent, the touch is annulled. **Relevant Rule(s):** t.68.3f

E9. **Answer:** (A). The referee inspects the wires in the guard every bout. Each wire must have its own insulation/spaghetti tubing that is present from the guard to the socket. The fencer with the non-conforming weapon is issued a group 1 warning (for the bout). **Relevant Rule(s):** m.5.2d, m31.7

E10. **Answer:** (A). The referee inspects the wires in the guard every bout. Each wire must have its own insulation/ spaghetti tubing that is present from the guard to the socket. The fencer with the non-conforming weapon is issued a group 1 warning (for the bout). **Relevant Rule(s):** m.9.1-2, m.17

E11. **Answer:** (C). The referee and spectators must be able to see the fencer’s name at all times during competition, while on strip. It is best to inform the fencers that you will enforce that rule during your roll call of the pool. **Relevant Rule(s):** t.86.2

E12. **Answer:** (C). By presenting a second weapon which is non-conforming with the rules, Fencer X has committed a second infraction in the first group. As a result, Fencer X should receive a Red Card. Note that Fencer X did have a spare, so they are now allowed a reasonable amount of time to obtain another weapon (but that weapon must conform with the rules when it is tested). Tip: Give a time limit to the athlete. Otherwise they might not return for a half hour. **Relevant Rule(s):** t.71, t.170

E13. **Answer:** (A). The fencer must present a weapon that has a retaining device for the body cord (in all three weapons). If there is no bail/retaining device the weapon must be confiscated for the bout and the fencer issued a group 1 card. **Relevant Rule(s):** t.45, t.115, t.170, m.5.3

E14. **Answer:** (A). Each weapon has its own mask – taping a foil bib still does not change that. An epee tip could be depressed on the lamé material and ground out- meaning it would not register a touch. **Relevant Rule(s):** m.30

- E15. **Answer:** (C). A fencer is not allowed to drag the point on the conductive strip. Doing so is a Yellow Card. It can damage the strip and the fencer's weapon **Relevant Rule(s):** t.90.2, t.170
- E16. **Answer:** (A). Causing the machine to register a touch intentionally to stop the bout is an immediate Red Card. It could create an advantage for a competitor. **Relevant Rule(s):** t.55.3, t.170
- E17. **Answer:** (C). A fencer is allowed to systematically cause corps a corps, provided there is not jostling nor corps a corps to avoid a touch. **Relevant Rule(s):** t.26.1, t.26.2
- E18. **Answer:** (B). Fencer X is the fencers that is causing the halt and is forfeiting his right to hit. Fencer Y started an action that began before the halt, therefore continues to have a right to hit. **Relevant Rule(s):** t.22.9
- E19. **Answer:** (B). When a fencer crosses the rear limits with both feet, they cannot score a touch. If there is a double touch, if that action starts before the halt it is counted. This is not one of the circumstances that gives two touches. **Relevant Rule(s):** t.33.2, t.34
- E20. **Answer:** (B). If the referee clearly sees that the touch was on the guard or the conductive strip, the referee can annul the point. **Relevant Rule(s):** t.56, t.94
- E21. **Answer:** (A) Only the **last touch** made before the fault was established can be annulled. **Relevant Rule(s):** t.56.1
- E22. **Answer:** (C). A referee needs to have a consistent routine for checking for reasons to annul, prior to testing the tip. **Relevant Rule(s):** t.56
- E23. **Answer:** (C). It is not necessary for the failure to repeat, just that it has occurred once under the referee's supervision. **Relevant Rule(s):** t.56.6
- E24. **Answer:** (C). A test that is under the referee's supervision can be conducted by the fencer, provided the referee is watching carefully and it is not a violent or exaggerated bend to the blade. If a fencer does that, remind him/her to present the blade to the referee and not test by themselves. **Relevant Rule(s):** t.56
- E25. **Answer:** (A). With these tests, one is trying only to establish whether there is material possibility of a mistake in the judgement as a result of a fault. **The location of a fault** found in the equipment (including the equipment of the competitors) is of no importance for this possible annulment. Simply put, pay attention to where the touch lands. A cheating fencer might have oxidation on a guard on purpose. **Relevant Rule(s):** t.56.5
- E26. **Answer:** (B). While refereeing you have a double touch, one you know is valid and the other doubtful, ask the fencer whose touch you know is valid if s/he wants it to be a double or both touches annulled. **Relevant Rule(s):** t.94.5
- E27. **Answer:** (B). If a double touch is registered and one touch is valid and the other is not valid, only the valid touch is scored. For example, one touch could happen off the strip, or not on the valid surface. **Relevant Rule(s):** t.94.5

E28. **Answer:** (C). A referee must determine priority by flipping a coin, or using the machine (dice on the remote). If no decisive touch score at the end of one minute, then the person who got the coin flip wins. **Relevant Rule(s):** t.38.2.a, t.38.2.b

E29. **Answer:** (B). Relay team matches score in five-touch increments up to 45 touches. However, if there is a Red Card and a touch, the score could be 6-2, for example, in the first “lap.” **Relevant Rule(s):** t.41

E30. **Answer:** (A). When a fencer requests a test of the weapon, you annul the touch if the weapon does not work. If the barrel is loose, you do not annul. If the cord is disconnected at the guard, you do not annul. A missing tip screw is not a reason for an annulment; you must make the fencer change the weapon. **Relevant Rule(s):** t.72

E31. **Answer:** (A). Fencers are allowed to score with one foot of the strip, provided the action started before the “halt.” **Relevant Rule(s):** t.33.3

E32. **Answer:** (C). A halt for a broken blade is a safety halt. No action can start because of the danger to the fencers. **Relevant Rule(s):** t.56.7

E33. **Answer:** (A). If the retaining device behind the fencer is working, but the cord has become unplugged, there is still no annulment. If the device breaks, then you annul the touch. **Relevant Rule(s):** t.95.1

E34. **Answer:** (C). A referee needs to have a consistent routine for checking for reasons to annul. Watching the fencer who got hit is an important step. If you are watching, then you will see that the fencer made a modification prior to the referee testing the tip. Seeing that means that there will be no annulment. **Relevant Rule(s):** t.56

E35. **Answer:** (C). In this case the “halt” would be when the fencer doing the fleche feet hit the ground. Since both hits landed prior to that, both touches are awarded. **Relevant Rule(s):** t.35

Sabre Sample Questions Answers

S1. **Answer:** (B). One responsibility of the referee is to check that lamés are properly sized and have the inspection mark. **Relevant Rule(s):** m.34

S2. **Answer:** (B). If the fencer has an over-glove, the referee must make sure that the position of the over-glove can't be altered during fencing. **Relevant Rule(s):** m.33.3

S3. **Answer:** (C). The lamé overlap must be five centimeters. This ensures that the lamé cuff conducts. **Relevant Rule(s):** m.33.2

S4. **Answer:** (A). The grip and pommel of the sabre must be insulated. Any equipment that fails to work properly is confiscated for the bout. Unless the referee needs to get the armorer to inspect it. **Relevant Rule(s):** t.73.3, m.24.8

S5. **Answer:** (A). In all weapons, there must be a 10 centimeter overlap of the lower edge of the jacket over the fencing pants when the fencer is in the on guard position. **Relevant Rule(s):** m.25.4 a

S6. **Answer:** (B). As with the other weapons, any orthopedic grip cannot fix the thumb greater than two centimeters from the guard. **Relevant Rule(s):** m.4.6

S7. **Answer:** (C). If a test shows that the fencer can't be properly scored upon, you can annul the touch. However, if there is no light on the machine, you can't award the touch. The scoring machine must register for a touch to be awarded. With penalty cards, there might not be a light on the machine but that is a circumstance that you can award a touch. **Relevant Rule(s):** t.54.2, t.99

S8. **Answer:** (A). Before the bout is started the fencer's hair must be off of the target. It must be able to stay there, so as not to need to interrupt or delay the bout. **Relevant Rule(s):** t.115.2, t.170

S9. **Answer:** (C). Fencer Y's attack fails. This gives Fencer X an opportunity to hit because fencer Y has finished the attack. Fencer X has created an "attack no" situation and will be awarded the point. **Relevant Rule(s):** t.8, t.101.1, t.101.3.a

S10. **Answer:** (B). A point in line must be established prior to the start of the attack. If it is, then the opponent must by means of a beat deflect it. **Relevant Rule(s):** t.8, t.102

S11. **Answer:** (C). In this situation, the beat attack occurred before the halt. An action that begins before the halt is allowed to finish. A fencer is not allowed to disarm the opponent and hit them at will. **Relevant Rule(s):** t.23.3, t.23.5

S12. **Answer:** (A). Because a point in line has priority, the referee cannot start a bout with one fencer having an advantage. **Relevant Rule(s):** t.22.12

S13. **Answer:** (C). The concept of this question is: does a counter attack with the point count for more than a properly executed cutting attack? No, it does not. A fast counter attack, or a counter attack with the point still does not have priority. **Relevant Rule(s):** t.96

S14. **Answer:** (A). Any touch in sabre that is off target does not count as a touch or as a reason to stop the action. Off target touches also do not annul any subsequent touches. **Relevant Rule(s):** t.98

S15. **Answer:** (B). In this situation, the fleche attack is the reason for the halt. The touches that occur after the halt are not allowed. So "halt" and Yellow Card. **Relevant Rule(s):** t.101.5, t.170

S16. **Answer:** (B). If Fencer X begins an attack and earns a response from his opponent, the opponent has not done anything that has taken priority away, therefore, if Fencer X hits, it will be his point. **Relevant Rule(s):** t.101

S17. **Answer:** (C). In this case, a Fencer X is correctly executing a feint cut attack. There is no tempo to cut into make it not Fencer X's attack. **Relevant Rule(s):** t.103.1.b

S18. **Answer:** (A). In this situation, neither fencer took over the attack. They started at the same time and neither made a huge error in execution or timing. This action should be called simultaneous. **Relevant Rule(s):** t.106.1

S19. **Answer:** (C). Though both fencers start at the same time, Fencer Y looks for the blade. Fencer X has not deviated from the original situation. Therefore, Fencer Y is counterattacking. **Relevant Rule(s):** t.106

S20. **Answer:** (B). Fencer Y beats the blade, earning the priority. Beats and parries must have an immediate riposte. **Relevant Rule(s):** t.105

S21. **Answer:** (B). Fencer X is preparing to attack, and is not attacking. Fencer Y is hitting Fencer X before the final action of attack. **Relevant Rule(s):** t.106.4.d, t.106.4.e

S22. **Answer:** (C). The rule that is applied for false start in sabre is refusal to obey the referee. It is implied that the fencers will be still until the referee says "fence." Commonly, a verbal warning is given and then at the next occurrence a group 1 card. Yes, a bout can be ended with a false start card. **Relevant Rule(s):** t.108, t.112

S23. **Answer:** (A). Once a point in line is established, the only disengages that can occur to keep the line are one necessitated by the opponent searching for the blade. Unnecessary disengages forfeit the line. **Relevant Rule(s):** t.10, t.102

S24. **Answer:** (A). In this case, both fencers are starting at the same time and neither has made an error in execution or timing. **Relevant Rule(s):** t.106

S25. **Answer:** (C). It is the whip over that scores. If the riposte got a light on, then it would be a touch for the parry riposte. The referee cannot award a touch if there is no light on the machine. **Relevant Rule(s):** t.105

S26. **Answer:** (B). A point in line must hit with the point. If it hits with the side of the blade, then it does not count. **Relevant Rule(s):** t.10, t.102

S27. **Answer:** (A). If a person has established a point in line, the opponent must beat the blade to earn priority. If that happens, the person with the point in line must take back the attack. Making them fall short, or beating the blade back (parrying) will get the priority back. **Relevant Rule(s):** t.10, t.102

S28. **Answer:** (A). There is no validity to a fencer acknowledging a touch. In this case, the action is a simple parry riposte with a fast remise. Luckily for Fencer X the remise is not so fast that it closes out the scoring machine. The action is Fencer X's parry riposte. **Relevant Rule(s):** t.105

S29. **Answer:** (B). A point in line must hit with the point. A fencer that cuts with a point in line is forfeiting the attack and making the action a counter attack. **Relevant Rule(s):** t.102

S30. **Answer:** (C). A point in line can disengage any attempts to take the blade. The hand must stay in place, not deviate from the target, and not be pulled away to avoid the blade. **Relevant Rule(s):** t.102

Use this page to take notes while you are reviewing the answers to the sample questions.

General Topics to review:

Foil Topics to review:

Epee Topics to review:

Sabre Topics to review:

General Sample	Answer	Correct Answer
1		
2		
3		
4		
5		
6		
7		
8		
9		
10		
11		
12		
13		
14		
15		
16		
17		
18		
19		
20		
21		
22		
23		
24		
25		

General Sample	Answer	Correct Answer
26		
27		
28		
29		
30		
31		
32		
33		
34		
35		
36		
37		
38		
39		
40		
41		
42		
43		
44		
45		
46		
47		
48		
49		
50		

Foil Sample	Answer	Correct Answer
1		
2		
3		
4		
5		
6		
7		
8		
9		
10		
11		
12		
13		
14		
15		
16		
17		
18		
19		
20		
21		
22		
23		
24		
25		

Epee Sample	Answer	Correct Answer
1		
2		
3		
4		
5		
6		
7		
8		
9		
10		
11		
12		
13		
14		
15		
16		
17		
18		
19		
20		
21		
22		
23		
24		
25		
26		
27		
28		
29		
30		
31		
32		
33		
34		
35		

Sabre Sample	Answer	Correct Answer
1		
2		
3		
4		
5		
6		
7		
8		
9		
10		
11		
12		
13		
14		
15		
16		
17		
18		
19		
20		
21		
22		
23		
24		
25		
26		
27		
28		
29		
30		