

AAMHL Standings

Winter 2025
January 26, 2026

Regular Season

Team	Pts	Won	Lost	Tied	GF	GA	GS	GNA
1 42 North Social House	19	9	1	1	53	25	8	11
2 AstroTurf	14	6	3	2	42	31	4	10
3 Peterson Electric Inc.	13	5	3	3	37	30	5	11
4 Corby Energy Services	12	5	4	2	39	42	14	10
5 North Peak Brewing Co.	12	4	3	4	47	46	3	17
6 Jets Pizza	12	4	3	4	30	36	3	8
7 A&W Restaurant	8	3	6	2	37	43	1	10
8 Davey Tree	8	2	5	4	34	40	6	3
9 Forward Design Build	7	3	7	1	36	40	5	7
10 Ann Arbor Rug and Carp	5	1	7	3	29	51	4	11

GF = Goals for; GA = Goals against; GS = Goals by substitute players; GNA = Goals unassisted

Regular season rank rules: 1-points; 2-most wins (regulation time only); 3-head-to-head; 4-goals for; 5-goals against

PlayOff Season

Team	Pts	Won	Lost	Tied	GF	GA	GS	GNA
1	0	0	0	0	0	0	0	0
2	0	0	0	0	0	0	0	0
3	0	0	0	0	0	0	0	0
4	0	0	0	0	0	0	0	0
5	0	0	0	0	0	0	0	0
6	0	0	0	0	0	0	0	0
7	0	0	0	0	0	0	0	0
8	0	0	0	0	0	0	0	0
9	0	0	0	0	0	0	0	0
10	0	0	0	0	0	0	0	0

Rank: 1-points; 2-most playoff wins; 3- head-to-head playoff pts; 4-head-to-head reg. season; 5-regular season standings

No playoff points will be awarded to a team that is playing with fewer than 11 players.

Player stats.: Top two from each team for each category

Team	Name	Goals	Assists	Total Pts.	Name	Pnly Min.	Penalty Violation	
42N	O'Brien M. (12)	11	Foster D. (4)	11	O'Brien M. (12)	22	Ahquist S (7)	4
42N	Foster D. (4)	7	O'Brien M. (12)	11	Foster D. (4)	18	Foster D. (4)	4
AAR	Montalban (8)	9	Jilek J. (13)	6	Montalban (8)	12	Schueler D (17)	6
AAR	Jilek J. (13)	5	Lynn K. (40)	3	Jilek J. (13)	11	Bartolacci (12)	4
AST	Huntzicker (21)	10	Erps S. (9)	9	Huntzicker (21)	15	Erps S. (9)	4
AST	Mills J. (22)	9	Was A. (17)	7	Erps S. (9)	14	Waltz S. (18)	4
AWR	Lewis J. (69)	12	Hattie M. (40)	13	Hattie M. (40)	22	Wilkins F. (19)	4
AWR	Hattie M. (40)	9	Lewis J. (69)	7	Lewis J. (69)	19	Clavier A. (9)	2
CES	Klempay T. (6)	5	Langrock E (22)	6	Klempay T. (6)	10	Copp A. (9)	2
CES	Joffe E. (40)	4	Joffe E. (40)	5	Langrock E (22)	10	Frusti P. (7)	2
DVY	Hescheles (8)	6	Nilsson J. (11)	10	Nilsson J. (11)	13	Udager A. (20)	4
DVY	Carlson C. (9)	5	Udager A. (20)	6	Udager A. (20)	9	Bourne B. (10)	2
FDB	Weiler C. (40)	9	Dickinson (18)	7	Weiler C. (40)	16	Blackburn (77)	4
FDB	Dickinson (18)	8	Weiler C. (40)	7	Dickinson (18)	15	Dickinson (18)	4
JET	Porter J. (8)	9	Stevens D. (9)	8	Stevens D. (9)	14	Snyder J. (5)	4
JET	Stevens D. (9)	6	Joffe M. (4)	4	Porter J. (8)	12	Black S. (12)	2
NPB	Baalrud S. (25)	15	Jefferson (19)	7	Baalrud S. (25)	18	Aliff D. (8)	2
NPB	Aliff D. (8)	6	Marentette (9)	4	Jefferson (19)	11	Erps R. (14)	2
PET	Maltese C. (13)	8	Maltese C. (13)	9	Maltese C. (13)	17	Opsahl Jef (19)	8
PET	Opsahl Jef (19)	7	Peterson S (20)	6	Allen C. (11)	9	Forward J. (15)	4

AAMHL Standings

Winter 2025
January 26, 2026

Game Log Matrix (Won, Lost, Tied, Goals for)

	42N	AAR	AST	AWR	CES	DVY	FDB	JET	NPB	PET
42N		0, 1, 0, 1	1, 1, 0, 9	0, 1, 0, 3	0, 1, 0, 2	0, 2, 0, 3	0, 1, 0, 2	0, 1, 0, 1	0, 1, 0, 2	0, 0, 1, 2
AAR	1, 0, 0, 7		1, 0, 0, 7	2, 0, 0, 11	1, 0, 0, 6	0, 0, 1, 3	0, 1, 0, 3	0, 0, 1, 1	0, 0, 1, 6	2, 0, 0, 7
AST	1, 1, 0, 8	0, 1, 0, 3		0, 1, 0, 2	0, 1, 0, 2	0, 0, 1, 1	1, 1, 0, 8	1, 0, 0, 2	0, 0, 1, 4	0, 1, 0, 1
AWR	1, 0, 0, 8	0, 2, 0, 4	1, 0, 0, 4		1, 0, 1, 5	0, 1, 0, 4	1, 0, 0, 5	0, 0, 1, 3	1, 0, 0, 3	1, 0, 0, 7
CES	1, 0, 0, 7	0, 1, 0, 5	1, 0, 0, 4	0, 1, 1, 4		1, 0, 0, 6	0, 1, 0, 3	0, 1, 1, 7	0, 1, 0, 3	1, 0, 0, 3
DVY	2, 0, 0, 8	0, 0, 1, 3	0, 0, 1, 1	1, 0, 0, 7	0, 1, 0, 2		0, 0, 1, 3	1, 0, 0, 2	1, 0, 1, 13	0, 1, 0, 1
FDB	1, 0, 0, 3	1, 0, 0, 5	1, 1, 0, 9	0, 1, 0, 2	1, 0, 0, 4	0, 0, 1, 3		1, 1, 0, 6	1, 0, 0, 4	1, 0, 0, 4
JET	1, 0, 0, 5	0, 0, 1, 1	0, 1, 0, 1	0, 0, 1, 3	1, 0, 1, 11	0, 1, 0, 1	1, 1, 0, 7		0, 1, 0, 3	0, 0, 1, 4
NPB	1, 0, 0, 5	0, 0, 1, 6	0, 0, 1, 4	0, 1, 0, 1	1, 0, 0, 5	0, 1, 1, 10	0, 1, 0, 3	1, 0, 0, 4		0, 1, 1, 8
PET	0, 0, 1, 2	0, 2, 0, 1	1, 0, 0, 3	0, 1, 0, 4	0, 1, 0, 2	1, 0, 0, 3	0, 1, 0, 2	0, 0, 1, 4	1, 0, 1, 9	

Schedule, teams (h vs v), and scores (w vs l)*

29-Oct-2025	05-Nov-2025	12-Nov-2025	19-Nov-2025	26-Nov-2025	03-Dec-2025
N8 NPB 4 vs PET 4	N8 DVY 3 vs PET 1	N8 JET 2 vs DVY 1	N8 DVY 5 vs NPB 5	N8 42N 5 vs NPB 2	N8 42N 3 vs FDB 2
S8 AWR 4 vs AAR 0	S8 42N 7 vs CES 2	S8 FDB 5 vs AWR 2	S8 CES 3 vs AWR 2	S8 AST 3 vs PET 1	S8 PET 3 vs CES 2
N9 FDB 4 vs AST 3	N9 AST 4 vs AWR 2	N9 42N 2 vs PET 2	N9 PET 4 vs AAR 1	N9 AWR 3 vs JET 3	N9 JET 1 vs AAR 1
S9 CES 7 vs JET 3	S9 JET 4 vs NPB 3	S9 CES 5 vs NPB 3	S9 JET 4 vs FDB 3	S9 CES 6 vs AAR 5	S9 DVY 1 vs AST 1
N10 42N 4 vs DVY 2	N10 AAR 5 vs FDB 3	N10 AST 7 vs AAR 3	N10 42N 4 vs AST 3	N10 DVY 3 vs FDB 3	N10 NPB 3 vs AWR 1
10-Dec-2025	17-Dec-2025	07-Jan-2026	14-Jan-2026	21-Jan-2026	28-Jan-2026
N8 42N 7 vs AAR 1	N8 PET 7 vs AWR 4	S8 JET 2 vs AST 1	N8 AST 6 vs FDB 4	N8 AST 6 vs 42N 4	N8 DVY 0 vs PET 0
S8 AST 4 vs CES 2	S8 CES 4 vs FDB 3	N9 DVY 6 vs CES 2	S8 AWR 7 vs AAR 4	S8 FDB 4 vs JET 2	S8 NPB 0 vs JET 0
N9 NPB 4 vs FDB 3	N9 42N 5 vs JET 1	S9 AAR 6 vs NPB 6	N9 NPB 5 vs PET 4	N9 NPB 8 vs DVY 5	N9 AWR 0 vs AST 0
S9 PET 4 vs JET 4	S9 DVY 3 vs AAR 3	N10 PET 4 vs FDB 2	S9 42N 4 vs DVY 1	S9 PET 3 vs AAR 0	S9 42N 0 vs CES 0
N10 AWR 7 vs DVY 4	N10 AST 4 vs NPB 4	S10 42N 8 vs AWR 3	N10 CES 4 vs JET 4	N10 AWR 2 vs CES 2	N10 AAR 0 vs FDB 0
04-Feb-2026	11-Feb-2026	18-Feb-2026	25-Feb-2026	04-Mar-2026	11-Mar-2026
N8 JET 0 vs DVY 0	N8 CES 0 vs AAR 0	N8 PET 0 vs CES 0	N8 AAR 0 vs 42N 0	N8 AST 0 vs JET 0	N8 FDB 0 vs CES 0
S8 AST 0 vs AAR 0	S8 NPB 0 vs 42N 0	S8 NPB 0 vs AWR 0	S8 AWR 0 vs DVY 0	S8 NPB 0 vs AAR 0	S8 AAR 0 vs DVY 0
N9 CES 0 vs NPB 0	N9 DVY 0 vs FDB 0	N9 AAR 0 vs JET 0	N9 CES 0 vs AST 0	N9 AWR 0 vs 42N 0	N9 NPB 0 vs AST 0
S9 FDB 0 vs AWR 0	S9 AST 0 vs PET 0	S9 FDB 0 vs 42N 0	S9 FDB 0 vs NPB 0	S9 FDB 0 vs PET 0	S9 PET 0 vs AWR 0
N10 PET 0 vs 42N 0	N10 AWR 0 vs JET 0	N10 DVY 0 vs AST 0	N10 JET 0 vs PET 0	N10 CES 0 vs DVY 0	N10 JET 0 vs 42N 0
18-Mar-2026	25-Mar-2026	01-Apr-2026	08-Apr-2026	15-Apr-2026	22-Apr-2026
N8 NPB 0 vs PET 0	N8 AST 0 vs AWR 0	N8 DVY 0 vs NPB 0	N8 AWR 0 vs FDB 0	N8 _4_ 0 vs _8_ 0	N8 _4_ 0 vs _6_ 0
S8 AAR 0 vs AWR 0	S8 FDB 0 vs AAR 0	S8 FDB 0 vs JET 0	S8 AAR 0 vs AST 0	S8 _2_ 0 vs _10_ 0	S8 _5_ 0 vs _10_ 0
N9 42N 0 vs DVY 0	N9 CES 0 vs 42N 0	N9 CES 0 vs AWR 0	N9 JET 0 vs DVY 0	N9 _1_ 0 vs _6_ 0	N9 _3_ 0 vs _7_ 0
S9 CES 0 vs JET 0	S9 PET 0 vs DVY 0	S9 AST 0 vs 42N 0	S9 PET 0 vs 42N 0	S9 _3_ 0 vs _9_ 0	S9 _1_ 0 vs _9_ 0
N10 AST 0 vs FDB 0	N10 JET 0 vs NPB 0	N10 AAR 0 vs PET 0	N10 CES 0 vs NPB 0	N10 _5_ 0 vs _7_ 0	N10 _2_ 0 vs _8_ 0
29-Apr-2026	06-May-2026	13-May-2026	20-May-2026	00-Jan-1900	00-Jan-1900
N8 _5_ 0 vs _9_ 0	N8 _3_ 0 vs _10_ 0	N8 _2_ 0 vs _9_ 0	N8 _1_ 0 vs _4_ 0	0 0 vs 0 0	0 0 vs 0 0
S8 _1_ 0 vs _8_ 0	S8 _1_ 0 vs _7_ 0	S8 _3_ 0 vs _8_ 0	S8 _2_ 0 vs _3_ 0	0 0 vs 0 0	0 0 vs 0 0
N9 _2_ 0 vs _7_ 0	N9 _2_ 0 vs _6_ 0	N9 _5_ 0 vs _6_ 0	N9 DRH 0 vs DRV 0	0 0 vs 0 0	0 0 vs 0 0
S9 _4_ 0 vs _10_ 0	S9 _5_ 0 vs _8_ 0	S9 _4_ 0 vs _7_ 0	S9 C1H 0 vs C1V 0	0 0 vs 0 0	0 0 vs 0 0
N10 _3_ 0 vs _6_ 0	N10 _4_ 0 vs _9_ 0	N10 _1_ 0 vs _10_ 0	N10 C2H 0 vs C2V 0	0 0 vs 0 0	0 0 vs 0 0
00-Jan-1900	00-Jan-1900	00-Jan-1900			
0 0 vs 0 0	0 0 vs 0 0	0 0 vs 0 0	*Shootout Game		
0 0 vs 0 0	0 0 vs 0 0	0 0 vs 0 0			
0 0 vs 0 0	0 0 vs 0 0	0 0 vs 0 0	Rink and game times:		
0 0 vs 0 0	0 0 vs 0 0	0 0 vs 0 0	N8 = North Rink at 8 pm; S8.5 = South Rink at 8:30 pm; etc.		
0 0 vs 0 0	0 0 vs 0 0	0 0 vs 0 0	Home team is listed first		

Goal and Assist

Winter 2025
January 26, 2026

Game Date	Team	Period	No	Goal	Assist	Assist
1/21/2026	42N	1	1	Sub (19)	Ahlquist S. (7)	
1/21/2026	42N	1	2	Foster D. (4)	Bourne B. (14)	O'Brien M. (12)
1/21/2026	42N	1	3	Bourne B. (14)	Ideson R. (9)	
1/21/2026	42N	2	4	Foster D. (4)	Sub (19)	
1/21/2026	AST	1	1	Erps S. (9)	Mills J. (22)	
1/21/2026	AST	1	2	Barden A. (3)		
1/21/2026	AST	1	3	Mills J. (22)	Barden A. (3)	
1/21/2026	AST	2	4	Mills J. (22)	Erps S. (9)	
1/21/2026	AST	2	5	Plunkett B. (23)	Waltz S. (18)	Hula A. (11)
1/21/2026	AST	2	6	Plunkett B. (23)	Hula A. (11)	
1/21/2026	AWR	2	1	Lewis J. (69)	Wilkins F. (19)	Hattie M. (40)
1/21/2026	AWR	2	2	Clavier A. (9)	Hattie M. (40)	
1/21/2026	CES	1	1	Spence J (28)	Nalepa A. (20)	
1/21/2026	CES	1	2	Spence J (28)		
1/21/2026	DVY	1	1	Bourne B. (10)		
1/21/2026	DVY	1	2	Hescheles D. (8)	Udager A. (20)	
1/21/2026	DVY	2	3	Hescheles D. (8)	Navarre G. (12)	
1/21/2026	DVY	2	4	O'Brien M. (6)	Bourne B. (10)	
1/21/2026	DVY	2	5	Kroll J. (14)	Nalepa A. (15)	
1/21/2026	FDB	2	1	Weiler C. (40)	Dickinson G. (18)	
1/21/2026	FDB	2	2	Dickinson G. (18)	McClelland J. (3)	
1/21/2026	FDB	2	3	Sarosi M. (22)	Dickinson G. (18)	Weiler C. (40)
1/21/2026	FDB	2	4	Weiler C. (40)	Dickinson G. (18)	
1/21/2026	JET	1	1	Porter J. (8)		
1/21/2026	JET	2	2	Holmstrom E. (15)	Bogard S. (13)	
1/21/2026	NPB	1	1	Baalrud S. (25)	Jefferson D. (19)	
1/21/2026	NPB	1	2	Snyder J. (17)	Erps R. (14)	Grant J. (10)
1/21/2026	NPB	1	3	Sub (5)		
1/21/2026	NPB	1	4	Holmstrom E. (16)	Baalrud S. (25)	
1/21/2026	NPB	1	5	Baalrud S. (25)		
1/21/2026	NPB	2	6	Baalrud S. (25)		
1/21/2026	NPB	2	7	Sub (13)	Talusan P. (24)	
1/21/2026	NPB	2	8	Baalrud S. (25)		
1/21/2026	PET	1	1	Wells S. (16)	Peterson S. (20)	
1/21/2026	PET	1	2	Maltese C. (13)		
1/21/2026	PET	2	3	Wells S. (16)		

*Sub Rating Change for Playoff and Finals; Period: 4=Overtime; 5=Shootout

Penalties

Winter 2025

January 26, 2026

<i>Game Date</i>	<i>Team</i>	<i>No</i>	<i>Name</i>	<i>Offense</i>
1/21/2026	AAR	1	Schueler D.	Hook
1/21/2026	AAR	2	Bartolacci A.	Interference
1/21/2026	AWR	1	Lewis J.	Hook
1/21/2026	FDB	1	Blackburn R.	Roughing
1/21/2026	JET	1	Forward J.	Hook
1/21/2026	JET	2	Forward J.	Hook
1/21/2026	PET	1	Opsahl Jeff	Trip
1/21/2026	PET	2	Allen C.	Holding

Rostered and NonRostered Subs

Winter 2025
January 26, 2026

Date	GameType	Team	Rostered Players			Sub Player			Status
			Name	Jersey	Draft No	Name	Jersey	Draft No	
1/21/2026	Regular	42N	Rothhaar D.	15	26	Bourne B.	14	47	Rostered
1/21/2026	Regular	42N	Cieciak C.	199	36	Greene S.	299	37	Rostered
1/21/2026	Regular	42N	Yanca J.	6	85	Lobdell G.	11	84	Rostered
1/21/2026	Regular	AAR	Dillen K.	19	77	Kessler S.	66	76	Rostered
1/21/2026	Regular	AST	Was A.	17	30	Vaughn C.	27	27	Rostered
1/21/2026	Regular	AST	DeWolfe T.	19	41	Plunkett B.	23	29	NonRostered
1/21/2026	Regular	AST	Schroeder B.	4	100	Erps R.	2	91	Rostered
1/21/2026	Regular	AWR							
1/21/2026	Regular	CES	Frusti P.	7	6	Montalban A.	100	4	Rostered
1/21/2026	Regular	CES	Joffe E.	40	15	Allen C.	69	13	Rostered
1/21/2026	Regular	CES	Klempay T.	6	46	Spence J	28	47	NonRostered
1/21/2026	Regular	CES	O'Brien C.	5	55	Nesbitt R.	45	53	Rostered
1/21/2026	Regular	CES	Langrock E.	22	66	Hescheles D.	13	67	Rostered
1/21/2026	Regular	CES	Anday C.	8	75	Lynn K.	10	97	Rostered
1/21/2026	Regular	DVY	Nilsson J.	11	7	O'Brien M.	6	5	Rostered
1/21/2026	Regular	DVY	Carlson C.	9	24	Nalepa A.	15	25	Rostered
1/21/2026	Regular	DVY	Caruso M.	17	87	Kroll J.	14	101	NonRostered
1/21/2026	Regular	DVY	Hutton C.	16	104	Crichton J.	18	106	Rostered
1/21/2026	Regular	FDB	Gregory E.	24	63	Navarre G.	13	74	Rostered
1/21/2026	Regular	JET	Black S.	12	52	Holmstrom E.	15	50	Rostered
1/21/2026	Regular	JET	Perkins T.	7	69	Grant J.	11	70	Rostered
1/21/2026	Regular	JET	Roberts J.	3	89	Forward J.	14	88	Rostered
1/21/2026	Regular	NPB	Marentette B.	9	11	Clavier A.	6	19	Rostered
1/21/2026	Regular	NPB	Rouse C.	7	71	Snyder J.	17	72	Rostered
1/21/2026	Regular	PET							

AAMHL Goals by player

Winter 2025

January 26, 2026

All = Reg Season + Playoff; PO = Playoff only; SB = Substitute only; SO = Shootout

Team Name	All	PO	SB	SO	Team Name	All	PO	SB	SO	Team Name	All	PO	SB	SO
42N O'Brien M. (12)	11	0	1	0	AWR Edwards S. (14)	1	0	0	0	FDB Blackburn (77)	0	0	0	0
42N Foster D. (4)	7	0	0	0	AWR Fitzpatric (7)	1	0	0	0	FDB Cramer M. (199)	0	0	0	0
42N Ideson R. (9)	7	0	2	0	AWR Gilson T. (12)	1	0	0	0	FDB Gregory E. (24)	0	0	1	0
42N Ahlquist S (7)	6	0	0	0	AWR Wilkins F. (19)	1	0	1	0	JET Porter J. (8)	9	0	0	0
42N McBride R. (8)	6	0	0	0	AWR Daum K. (199)	0	0	0	0	JET Stevens D. (9)	6	0	1	0
42N Kessler S. (5)	3	0	0	0	AWR Johnson A. (4)	0	0	0	0	JET Crawford M (10)	3	0	0	0
42N Rothhaar D (15)	2	0	0	0	AWR Paterson A (3)	0	0	0	0	JET Perkins T. (7)	3	0	0	0
42N Crichton J (42)	1	0	0	0	CES Klempay T. (6)	5	0	0	0	JET Bogard S. (13)	2	0	0	0
42N Yanca J. (6)	1	0	0	0	CES Joffe E. (40)	4	0	0	0	JET Black S. (12)	1	0	0	0
42N Cieciek C. (199)	0	0	0	0	CES Langrock E (22)	4	0	0	0	JET Frantzeska (6)	1	0	0	0
42N Foster M. (10)	0	0	0	0	CES Anday C. (8)	3	0	0	0	JET Joffe M. (4)	1	0	0	0
AAR Montalban (8)	9	0	4	0	CES Copp A. (9)	1	0	0	0	JET Snyder J. (5)	1	0	2	0
AAR Jilek J. (13)	5	0	0	0	CES Frusti P. (7)	1	0	0	0	JET Roberts J. (3)	0	0	1	0
AAR Bartolacci (12)	2	0	3	0	CES Nalepa A. (20)	1	0	2	0	JET Stoller C. (199)	0	0	0	0
AAR Lynn K. (40)	2	0	0	0	CES Peal D. (27)	1	0	0	0	NPB Baalrud S. (25)	15	0	1	0
AAR Vaughn C. (97)	2	0	0	0	CES Stefan A. (16)	1	0	0	0	NPB Aliff D. (8)	6	0	0	0
AAR Barnes P. (28)	1	0	0	0	CES Barnes J. (199)	0	0	0	0	NPB Marentette (9)	5	0	0	0
AAR Dillen K. (19)	1	0	0	0	CES O'Brien C. (5)	0	0	0	0	NPB Holmstrom (16)	4	0	4	0
AAR Greene S. (199)	0	0	0	0	DVY Hescheles (8)	6	0	0	0	NPB Jefferson (19)	4	0	1	0
AAR Lobdell G. (16)	0	0	0	0	DVY Carlson C. (9)	5	0	0	0	NPB Joshi C. (12)	2	0	0	0
AAR Pokorney M (119)	0	0	0	0	DVY Perry B. (7)	4	0	0	0	NPB Rouse C. (7)	2	0	0	0
AAR Schueler D (17)	0	0	0	0	DVY Hutton C. (16)	3	0	0	0	NPB Erps R. (14)	1	0	0	0
AST Huntzicker (21)	10	0	0	0	DVY Nilsson J. (11)	3	0	0	0	NPB Grant J. (10)	1	0	0	0
AST Mills J. (22)	9	0	0	0	DVY Udager A. (20)	3	0	0	0	NPB Talusan P. (24)	1	0	2	0
AST Erps S. (9)	5	0	0	0	DVY Bourne B. (10)	2	0	3	0	NPB Verburg A. (199)	0	0	0	0
AST Barden A. (3)	4	0	0	0	DVY Caruso M. (17)	2	0	2	0	PET Maltese C. (13)	8	0	2	0
AST Was A. (17)	4	0	1	0	DVY Fisher J. (19)	0	0	0	0	PET Opsahl Jef (19)	7	0	0	0
AST Kless J. (8)	2	0	0	0	DVY Navarre G. (12)	0	0	0	0	PET Wells S. (16)	6	0	0	0
AST Waltz S. (18)	2	0	1	0	DVY Weiler M. (199)	0	0	0	0	PET Allen C. (11)	5	0	1	0
AST DeWolfe T. (19)	1	0	0	0	FDB Weiler C. (40)	9	0	0	0	PET Pawlowski (10)	3	0	0	0
AST Hula A. (11)	1	0	0	0	FDB Dickinson (18)	8	0	0	0	PET Peterson S (20)	3	0	0	0
AST Schroeder (4)	0	0	0	0	FDB Sarosi M. (22)	4	0	0	0	PET Boutin J. (12)	0	0	0	0
AST Schroeder (199)	0	0	0	0	FDB Ellies B. (14)	3	0	0	0	PET Forward J. (15)	0	0	1	0
AWR Lewis J. (69)	12	0	0	0	FDB Grantham L (11)	2	0	1	0	PET Heald D. (17)	0	0	0	0
AWR Hattie M. (40)	9	0	2	0	FDB Hall E. (10)	2	0	0	0	PET Nesbitt R. (22)	0	0	0	0
AWR Joffe Brya (22)	5	0	0	0	FDB Oxender A. (9)	2	0	1	0	PET Parks C. (199)	0	0	0	0
AWR Clavier A. (9)	3	0	0	0	FDB McClelland (3)	1	0	0	0					

AAMHL Assists by player

Winter 2025
January 26, 2026

All = Reg Season + Playoff; PO = Playoff only; SB = Substitute only

<i>Team</i>	<i>Name</i>	<i>All</i>	<i>P0</i>	<i>SB</i>	<i>Team</i>	<i>Name</i>	<i>All</i>	<i>P0</i>	<i>SB</i>	<i>Team</i>	<i>Name</i>	<i>All</i>	<i>P0</i>	<i>SB</i>
42N	Foster D. (4)	11	0	0	AWR	Joffe Brya (22)	3	0	2	FDB	Sarosi M. (22)	3	0	0
42N	O'Brien M. (12)	11	0	2	AWR	Johnson A. (4)	2	0	0	FDB	Hall E. (10)	1	0	0
42N	Ideson R. (9)	8	0	1	AWR	Wilkins F. (19)	2	0	2	FDB	Cramer M. (199)	0	0	0
42N	McBride R. (8)	7	0	0	AWR	Fitzpatric (7)	1	0	0	JET	Stevens D. (9)	8	0	7
42N	Ahlquist S (7)	4	0	0	AWR	Daum K. (199)	0	0	0	JET	Joffe M. (4)	4	0	0
42N	Rothhaar D (15)	3	0	1	AWR	Gilson T. (12)	0	0	0	JET	Black S. (12)	3	0	0
42N	Crichton J (42)	2	0	0	AWR	Paterson A (3)	0	0	0	JET	Bogard S. (13)	3	0	0
42N	Kessler S. (5)	2	0	2	CES	Langrock E (22)	6	0	1	JET	Crawford M (10)	3	0	0
42N	Yanca J. (6)	1	0	0	CES	Joffe E. (40)	5	0	0	JET	Porter J. (8)	3	0	0
42N	Cieciek C. (199)	0	0	0	CES	Klempay T. (6)	5	0	0	JET	Perkins T. (7)	2	0	1
42N	Foster M. (10)	0	0	0	CES	Nalepa A. (20)	5	0	1	JET	Frantzeska (6)	1	0	0
AAR	Jilek J. (13)	6	0	0	CES	Anday C. (8)	4	0	0	JET	Roberts J. (3)	1	0	0
AAR	Lynn K. (40)	3	0	0	CES	Frusti P. (7)	3	0	0	JET	Snyder J. (5)	0	0	0
AAR	Montalban (8)	3	0	2	CES	Peal D. (27)	2	0	0	JET	Stoller C. (199)	0	0	0
AAR	Barnes P. (28)	2	0	0	CES	O'Brien C. (5)	1	0	0	NPB	Jefferson (19)	7	0	0
AAR	Lobdell G. (16)	2	0	0	CES	Stefan A. (16)	1	0	0	NPB	Marentette (9)	4	0	0
AAR	Vaughn C. (97)	2	0	1	CES	Barnes J. (199)	0	0	0	NPB	Talusan P. (24)	4	0	1
AAR	Bartolacci (12)	1	0	0	CES	Copp A. (9)	0	0	1	NPB	Baalrud S. (25)	3	0	0
AAR	Dillen K. (19)	1	0	0	DVY	Nilsson J. (11)	10	0	0	NPB	Holmstrom (16)	3	0	2
AAR	Schueler D (17)	1	0	0	DVY	Udager A. (20)	6	0	1	NPB	Erps R. (14)	2	0	1
AAR	Greene S. (199)	0	0	0	DVY	Navarre G. (12)	4	0	0	NPB	Grant J. (10)	2	0	0
AAR	Pokorney M (119)	0	0	0	DVY	Perry B. (7)	4	0	0	NPB	Joshi C. (12)	2	0	0
AST	Erps S. (9)	9	0	0	DVY	Bourne B. (10)	2	0	3	NPB	Aliff D. (8)	1	0	0
AST	Was A. (17)	7	0	1	DVY	Caruso M. (17)	2	0	2	NPB	Rouse C. (7)	0	0	0
AST	Huntzicker (21)	5	0	0	DVY	Hescheles (8)	2	0	1	NPB	Verburg A. (199)	0	0	0
AST	Mills J. (22)	5	0	0	DVY	Carlson C. (9)	1	0	0	PET	Maltese C. (13)	9	0	0
AST	Barden A. (3)	3	0	0	DVY	Fisher J. (19)	0	0	0	PET	Peterson S (20)	6	0	2
AST	Hula A. (11)	3	0	0	DVY	Hutton C. (16)	0	0	0	PET	Heald D. (17)	5	0	0
AST	Kless J. (8)	3	0	0	DVY	Weiler M. (199)	0	0	0	PET	Allen C. (11)	4	0	1
AST	Waltz S. (18)	3	0	1	FDB	Dickinson (18)	7	0	0	PET	Forward J. (15)	4	0	0
AST	DeWolfe T. (19)	0	0	0	FDB	Weiler C. (40)	7	0	1	PET	Opsahl Jef (19)	2	0	0
AST	Schroeder (4)	0	0	1	FDB	Blackburn (77)	4	0	0	PET	Pawlowski (10)	2	0	0
AST	Schroeder (199)	0	0	0	FDB	Ellies B. (14)	4	0	2	PET	Wells S. (16)	2	0	0
AWR	Hattie M. (40)	13	0	3	FDB	Grantham L (11)	4	0	0	PET	Boutin J. (12)	0	0	0
AWR	Lewis J. (69)	7	0	2	FDB	Oxender A. (9)	4	0	1	PET	Nesbitt R. (22)	0	0	0
AWR	Clavier A. (9)	3	0	0	FDB	Gregory E. (24)	3	0	0	PET	Parks C. (199)	0	0	0
AWR	Edwards S. (14)	3	0	0	FDB	McClelland (3)	3	0	0					

AAMHL Points by player

Winter 2025
January 26, 2026

All = Reg Season + Playoff; PO = Playoff only; SB = Substitute only

<i>Team</i>	<i>Name</i>	<i>All</i>	<i>PO</i>	<i>SB</i>	<i>Team</i>	<i>Name</i>	<i>All</i>	<i>PO</i>	<i>SB</i>	<i>Team</i>	<i>Name</i>	<i>All</i>	<i>PO</i>	<i>SB</i>
42N	O'Brien M. (12)	22	0	3	AWR	Edwards S. (14)	4	0	0	FDB	Gregory E. (24)	3	0	1
42N	Foster D. (4)	18	0	0	AWR	Wilkins F. (19)	3	0	3	FDB	Hall E. (10)	3	0	0
42N	Ideson R. (9)	15	0	3	AWR	Fitzpatric (7)	2	0	0	FDB	Cramer M. (199)	0	0	0
42N	McBride R. (8)	13	0	0	AWR	Johnson A. (4)	2	0	0	JET	Stevens D. (9)	14	0	8
42N	Ahlquist S (7)	10	0	0	AWR	Gilson T. (12)	1	0	0	JET	Porter J. (8)	12	0	0
42N	Kessler S. (5)	5	0	2	AWR	Daum K. (199)	0	0	0	JET	Crawford M (10)	6	0	0
42N	Rothhaar D (15)	5	0	1	AWR	Paterson A (3)	0	0	0	JET	Bogard S. (13)	5	0	0
42N	Crichton J (42)	3	0	0	CES	Klempay T. (6)	10	0	0	JET	Joffe M. (4)	5	0	0
42N	Yanca J. (6)	2	0	0	CES	Langrock E (22)	10	0	1	JET	Perkins T. (7)	5	0	1
42N	Cieciak C. (199)	0	0	0	CES	Joffe E. (40)	9	0	0	JET	Black S. (12)	4	0	0
42N	Foster M. (10)	0	0	0	CES	Anday C. (8)	7	0	0	JET	Frantzeska (6)	2	0	0
AAR	Montalban (8)	12	0	6	CES	Nalepa A. (20)	6	0	3	JET	Roberts J. (3)	1	0	1
AAR	Jilek J. (13)	11	0	0	CES	Frusti P. (7)	4	0	0	JET	Snyder J. (5)	1	0	2
AAR	Lynn K. (40)	5	0	0	CES	Peal D. (27)	3	0	0	JET	Stoller C. (199)	0	0	0
AAR	Vaughn C. (97)	4	0	1	CES	Stefan A. (16)	2	0	0	NPB	Baalrud S. (25)	18	0	1
AAR	Barnes P. (28)	3	0	0	CES	Copp A. (9)	1	0	1	NPB	Jefferson (19)	11	0	1
AAR	Bartolacci (12)	3	0	3	CES	O'Brien C. (5)	1	0	0	NPB	Marentette (9)	9	0	0
AAR	Dillen K. (19)	2	0	0	CES	Barnes J. (199)	0	0	0	NPB	Aliff D. (8)	7	0	0
AAR	Lobdell G. (16)	2	0	0	DVY	Nilsson J. (11)	13	0	0	NPB	Holmstrom (16)	7	0	6
AAR	Schueler D (17)	1	0	0	DVY	Udager A. (20)	9	0	1	NPB	Talusan P. (24)	5	0	3
AAR	Greene S. (199)	0	0	0	DVY	Hescheles (8)	8	0	1	NPB	Joshi C. (12)	4	0	0
AAR	Pokorney M (119)	0	0	0	DVY	Perry B. (7)	8	0	0	NPB	Erps R. (14)	3	0	1
AST	Huntzicker (21)	15	0	0	DVY	Carlson C. (9)	6	0	0	NPB	Grant J. (10)	3	0	0
AST	Erps S. (9)	14	0	0	DVY	Bourne B. (10)	4	0	6	NPB	Rouse C. (7)	2	0	0
AST	Mills J. (22)	14	0	0	DVY	Caruso M. (17)	4	0	4	NPB	Verburg A. (199)	0	0	0
AST	Was A. (17)	11	0	2	DVY	Navarre G. (12)	4	0	0	PET	Maltese C. (13)	17	0	2
AST	Barden A. (3)	7	0	0	DVY	Hutton C. (16)	3	0	0	PET	Allen C. (11)	9	0	2
AST	Kless J. (8)	5	0	0	DVY	Fisher J. (19)	0	0	0	PET	Opsahl Jef (19)	9	0	0
AST	Waltz S. (18)	5	0	2	DVY	Weiler M. (199)	0	0	0	PET	Peterson S (20)	9	0	2
AST	Hula A. (11)	4	0	0	FDB	Weiler C. (40)	16	0	1	PET	Wells S. (16)	8	0	0
AST	DeWolfe T. (19)	1	0	0	FDB	Dickinson (18)	15	0	0	PET	Heald D. (17)	5	0	0
AST	Schroeder (4)	0	0	1	FDB	Ellies B. (14)	7	0	2	PET	Pawlowski (10)	5	0	0
AST	Schroeder (199)	0	0	0	FDB	Sarosi M. (22)	7	0	0	PET	Forward J. (15)	4	0	1
AWR	Hattie M. (40)	22	0	5	FDB	Grantham L (11)	6	0	1	PET	Boutin J. (12)	0	0	0
AWR	Lewis J. (69)	19	0	2	FDB	Oxender A. (9)	6	0	2	PET	Nesbitt R. (22)	0	0	0
AWR	Joffe Brya (22)	8	0	2	FDB	Blackburn (77)	4	0	0	PET	Parks C. (199)	0	0	0
AWR	Clavier A. (9)	6	0	0	FDB	McClelland (3)	4	0	0					

AAMHL Penalties by player

Winter 2025
January 26, 2026

<i>Team</i>	<i>Name</i>	<i>Total</i>	<i>Category</i>	<i>Team</i>	<i>Name</i>	<i>Total</i>	<i>Category</i>	<i>Team</i>	<i>Name</i>	<i>Total</i>	<i>Category</i>
42N	Ahlquist S.	2	Hooker	AWR	Gilson T.	1	Conformist	FDB	Oxender A.	0	Conformist
42N	Cieciak C.	0	Conformist	AWR	Hattie M.	0	Conformist	FDB	Sarosi M.	0	Conformist
42N	Crichton J.	1	Conformist	AWR	Joffe Bryan	0	Conformist	FDB	Weiler C.	0	Conformist
42N	Foster D.	2	Tripper	AWR	Johnson A.	0	Conformist	JET	Black S.	1	Conformist
42N	Foster M.	0	Conformist	AWR	Lewis J.	1	Conformist	JET	Bogard S.	0	Conformist
42N	Ideson R.	0	Conformist	AWR	Paterson A.	0	Conformist	JET	Crawford M.	1	Conformist
42N	Kessler S.	0	Conformist	AWR	Wilkins F.	2	Tripper	JET	Frantzeskakis P	0	Conformist
42N	McBride R.	0	Conformist	CES	Anday C.	0	Conformist	JET	Joffe M.	0	Conformist
42N	O'Brien M.	0	Conformist	CES	Barnes J.	0	Conformist	JET	Perkins T.	0	Conformist
42N	Rothhaar D.	0	Conformist	CES	Copp A.	1	Conformist	JET	Porter J.	0	Conformist
42N	Yanca J.	0	Conformist	CES	Frusti P.	1	Conformist	JET	Roberts J.	0	Conformist
AAR	Barnes P.	0	Conformist	CES	Joffe E.	0	Conformist	JET	Snyder J.	2	Checker
AAR	Bartolacci A.	1	Conformist	CES	Klempay T.	1	Conformist	JET	Stevens D.	0	Conformist
AAR	Dillen K.	1	Conformist	CES	Langrock E.	0	Conformist	JET	Stoller C.	0	Conformist
AAR	Greene S.	0	Conformist	CES	Nalepa A.	0	Conformist	NPB	Aliff D.	1	Conformist
AAR	Jilek J.	0	Conformist	CES	O'Brien C.	0	Conformist	NPB	Baalrud S.	0	Conformist
AAR	Lobdell G.	1	Conformist	CES	Peal D.	0	Conformist	NPB	Erps R.	1	Conformist
AAR	Lynn K.	0	Conformist	CES	Stefan A.	0	Conformist	NPB	Grant J.	0	Conformist
AAR	Montalban A.	0	Conformist	DVY	Bourne B.	1	Conformist	NPB	Holmstrom E.	0	Conformist
AAR	Pokorney M.	0	Conformist	DVY	Carlson C.	0	Conformist	NPB	Jefferson D.	0	Conformist
AAR	Schueler D.	2	Tripper	DVY	Caruso M.	0	Conformist	NPB	Joshi C.	1	Conformist
AAR	Vaughn C.	0	Conformist	DVY	Fisher J.	0	Conformist	NPB	Marentette B.	1	Conformist
AST	Barden A.	0	Conformist	DVY	Hescheles D.	0	Conformist	NPB	Rouse C.	0	Conformist
AST	DeWolfe T.	0	Conformist	DVY	Hutton C.	0	Conformist	NPB	Talusan P.	0	Conformist
AST	Erps S.	2	Tripper	DVY	Navarre G.	0	Conformist	NPB	Verburg A.	0	Conformist
AST	Hula A.	1	Conformist	DVY	Nilsson J.	1	Conformist	PET	Allen C.	1	Conformist
AST	Huntzicker D.	0	Conformist	DVY	Perry B.	1	Conformist	PET	Boutin J.	0	Conformist
AST	Kless J.	1	Conformist	DVY	Udager A.	2	Checker	PET	Forward J.	0	Conformist
AST	Mills J.	1	Conformist	DVY	Weiler M.	0	Conformist	PET	Heald D.	0	Conformist
AST	Schroeder B.	0	Conformist	FDB	Blackburn R.	1	Conformist	PET	Maltese C.	0	Conformist
AST	Schroeder D.	0	Conformist	FDB	Cramer M.	0	Conformist	PET	Nesbitt R.	2	Hooker
AST	Waltz S.	1	Conformist	FDB	Dickinson G.	0	Conformist	PET	Opsahl Jeff	4	Tripper
AST	Was A.	1	Conformist	FDB	Ellies B.	0	Conformist	PET	Parks C.	0	Conformist
AWR	Clavier A.	1	Conformist	FDB	Grantham L.	1	Conformist	PET	Pawlowski B.	1	Conformist
AWR	Daum K.	0	Conformist	FDB	Gregory E.	0	Conformist	PET	Peterson S.	0	Conformist
AWR	Edwards S.	0	Conformist	FDB	Hall E.	1	Conformist	PET	Wells S.	1	Conformist
AWR	Fitzpatrick M.	1	Conformist	FDB	McClelland J.	0	Conformist				

Points Per Game By Year

Winter 2025
January 26, 2026

Name	Points per Game per Year				Trend	Name	Points per Game per Year				Trend	Name	Points per Game per Year				Trend
	2025	2024	2023	2022	Rank		2025	2024	2023	2022	Rank		2025	2024	2023	2022	Rank
Ahlquist S.	0.65	0.63	0.92	0.73		Gilson T.	0.07	0.43	0.33	0.40		Nalepa A.	0.65	0.27	0.50	0.55	
Aliff D.	1.00	0.00	0.00	0.00		Grant J.	0.11	0.15	0.23	0.37		Navarre G.	0.15	0.24	0.13	0.34	
Allen C.	0.92	0.00	0.00	0.00		Grantham L.	0.48	0.50	0.64	0.60		Nesbitt R.	0.22	0.12	0.30	0.29	
Anday C.	1.40	0.00	0.00	0.00		Gregory E.	0.27	0.28	0.17	0.38		Nilsson J.	1.36	1.42	1.47	1.36	
Baalrud S.	1.24	1.00	0.00	0.00		Hall E.	0.48	0.85	1.00	1.00		O'Brien C.	0.33	0.45	0.27	0.38	
Barden A.	0.37	0.27	0.00	0.00		Hattie M.	1.83	0.00	0.00	0.00		O'Brien M.	1.71	1.16	1.58	1.39	
Barnes P.	0.19	0.43	0.35	0.24		Heald D.	0.34	0.32	0.18	0.18		Opsahl Jeff	0.49	0.31	0.28	0.63	
Bartolacci A.	0.68	0.58	0.00	0.00		Hescheles D.	0.73	0.70	0.57	0.58		Oxender A.	1.19	0.96	1.05	1.08	1
Black S.	0.50	0.00	0.00	0.00		Holmstrom E.	0.78	0.67	0.91	0.90		Paterson A.	0.19	0.36	0.14	0.33	
Blackburn R.	0.33	0.27	0.31	0.54		Hula A.	0.24	0.13	0.19	0.00		Pawlowski B.	0.48	0.68	0.38	0.49	
Bogard S.	0.37	0.40	0.26	0.43		Huntzicker D.	1.34	1.98	1.91	1.67		Peal D.	0.18	0.15	0.19	0.20	
Bourne B.	1.25	0.83	0.94	0.00		Hutton C.	0.33	0.36	0.37	0.33		Perkins T.	1.00	1.12	0.98	0.72	
Boutin J.	0.26	0.35	0.13	0.47		Ideson R.	1.27	0.00	0.00	0.00		Perry B.	0.56	0.74	0.89	1.00	
Carlson C.	1.15	1.08	0.91	1.31		Jefferson D.	0.84	0.89	0.96	0.69		Peterson S.	0.70	0.95	0.70	1.42	
Caruso M.	0.80	0.00	0.00	0.00		Jilek J.	1.12	1.02	0.00	0.00		Pokorney M.	1.13	0.90	0.78	0.80	
Clavier A.	0.45	0.53	0.50	0.92		Joffe Bryan	0.58	0.60	0.00	0.00		Porter J.	1.20	0.73	1.29	1.16	
Copp A.	0.31	0.42	0.19	0.21		Joffe E.	1.08	1.41	1.02	1.16		Roberts J.	0.26	0.21	0.37	0.73	
Crawford M.	1.04	0.63	1.07	0.82		Joffe M.	0.46	0.78	0.59	1.10		Rothhaar D.	0.55	0.00	0.00	0.00	
Crichton J.	0.29	0.33	0.12	0.48		Johnson A.	0.13	0.14	0.16	0.18		Rouse C.	0.18	0.20	0.37	0.30	
DeWolfe T.	0.36	0.58	0.54	0.49		Joshi C.	0.40	0.00	0.00	0.00		Sarosi M.	0.39	0.29	0.42	0.30	
Dickinson G.	1.63	1.08	0.83	1.39		Kessler S.	0.47	0.39	0.25	0.52		Schroeder B.	0.11	0.00	0.00	0.00	
Dillen K.	0.38	0.46	0.00	0.53		Klempay T.	1.22	0.00	0.00	0.00		Schueler D.	0.25	0.36	0.33	0.50	
Edwards S.	0.41	0.23	0.68	0.59		Kless J.	0.41	0.36	0.48	0.38		Snyder J.	0.19	0.00	0.00	0.00	
Ellies B.	0.58	0.53	0.69	0.71		Langrock E.	0.61	0.63	0.35	0.00		Stefan A.	0.41	0.35	0.05	0.26	
Erps R.	0.22	0.16	0.19	0.30		Lewis J.	1.40	0.00	0.00	0.00		Stevens D.	1.45	1.40	1.20	1.33	
Erps S.	1.03	1.41	1.33	1.34		Lobdell G.	0.20	0.28	0.19	0.32		Talusan P.	0.52	0.16	0.47	0.31	
Fisher J.	0.04	0.09	0.12	0.12		Lynn K.	0.31	0.24	0.00	0.00		Udager A.	0.56	0.66	0.73	0.00	
Fitzpatrick M.	0.33	0.66	0.76	1.05		Maltese C.	1.32	1.39	1.77	0.00		Vaughn C.	0.36	0.85	0.41	1.23	
Forward J.	0.67	0.29	0.53	0.43		Marentette B.	1.00	0.00	0.00	0.00		Waltz S.	0.51	0.46	0.32	0.66	
Foster D.	1.00	0.78	1.03	1.23		McBride R.	0.94	0.53	0.54	0.67		Was A.	1.18	0.00	0.00	0.00	
Foster M.	0.17	0.25	0.22	0.24		McClelland J.	0.36	0.34	0.23	0.25		Weiler C.	1.23	1.15	0.98	1.00	
Frantzeskakis P.	0.46	0.38	0.24	0.42	2	Mills J.	1.27	0.00	0.00	0.00		Wells S.	0.75	1.11	0.57	0.94	
Frusti P.	1.00	1.12	1.82	1.42		Montalban A.	1.24	1.38	1.68	0.00		Wilkins F.	0.29	0.09	0.33	0.26	
												Yanca J.	0.50	0.00	0.00	0.00	

Trend Rank = A rank of the players with an increasing rate of the number of points per game per year over the last 5 years.

The rank number is based on the slope of a least-square linear fit to the last five years of points per game data for each player.

The lower the rank number the greater the rate of increase in points per game per year.

The quality of the fit (coefficient of determination) must be greater than 0.4 to be assigned a rank

Player points since 2006

Winter 2025
January 26, 2026

Name	Games	Goals	Asists	Points/Game	Name	Games	Goals	Asists	Points/Game	Name	Games	Goals	Asists	Points/Gam
Ahlquist S.	213	68	88	0.73	Gilson T.	546	134	183	0.58	Nilsson J.	144	104	100	1.42
Aliff D.	7	6	1	1.00	Grant J.	191	10	42	0.27	O'Brien C.	400	46	163	0.52
Allen C.	9	5	4	1.00	Grantham L.	852	407	423	0.97	O'Brien M.	389	331	327	1.69
Anday C.	5	3	4	1.40	Greene S.	384	0	0	0.00	Opsahl Jeff	426	206	219	1.00
Baalrud S.	48	40	15	1.15	Gregory E.	320	59	107	0.52	Oxender A.	184	95	86	0.98
Barden A.	54	8	8	0.30	Hall E.	279	168	140	1.10	Parks C.	158	0	6	0.04
Barnes J.	690	0	14	0.02	Hattie M.	29	20	36	1.93	Paterson A.	276	34	73	0.39
Barnes P.	922	218	368	0.64	Heald D.	234	14	49	0.27	Pawlowski B.	248	87	66	0.62
Bartolacci A.	65	26	18	0.68	Hescheles D.	249	94	79	0.69	Peal D.	476	43	97	0.29
Black S.	7	1	3	0.57	Holmstrom E.	341	204	145	1.02	Perkins T.	242	131	110	1.00
Blackburn R.	325	78	105	0.56	Hula A.	104	6	13	0.18	Perry B.	579	299	409	1.22
Bogard S.	806	251	284	0.66	Huntzicker D.	375	458	283	1.98	Peterson S.	377	154	197	0.93
Bourne B.	66	22	36	0.88	Hutton C.	243	51	59	0.45	Pokorney M.	809	592	462	1.30
Boutin J.	721	176	259	0.60	Ideson R.	23	12	18	1.30	Porter J.	190	157	94	1.32
Carlson C.	232	184	128	1.34	Jefferson D.	183	94	72	0.91	Roberts J.	469	95	188	0.60
Caruso M.	8	2	2	0.50	Jilek J.	65	39	32	1.09	Rothhaar D.	8	2	3	0.63
Cieciek C.	441	1	9	0.02	Joffe Bryan	71	21	21	0.59	Rouse C.	203	14	40	0.27
Clavier A.	340	139	156	0.87	Joffe E.	451	425	257	1.51	Sarosi M.	780	181	225	0.52
Copp A.	406	23	155	0.44	Joffe M.	450	233	304	1.19	Schroeder B.	8	0	0	0.00
Cramer M.	194	0	1	0.01	Johnson A.	768	15	150	0.21	Schroeder D.	614	2	6	0.01
Crawford M.	197	86	96	0.92	Joshi C.	10	2	2	0.40	Schueler D.	608	86	211	0.49
Crichton J.	796	251	286	0.67	Kessler S.	388	77	95	0.44	Snyder J.	10	1	0	0.10
Daum K.	50	0	0	0.00	Klempay T.	23	14	14	1.22	Stefan A.	422	58	80	0.33
DeWolfe T.	425	167	183	0.82	Kless J.	502	79	130	0.42	Stevens D.	207	164	129	1.42
Dickinson G.	135	93	64	1.16	Langrock E.	86	16	31	0.55	Stoller C.	185	0	0	0.00
Dillen K.	91	16	25	0.45	Lewis J.	11	12	7	1.73	Talusan P.	145	22	28	0.34
Edwards S.	226	29	73	0.45	Lobdell G.	348	57	93	0.43	Udager A.	114	30	50	0.70
Ellies B.	313	113	106	0.70	Lynn K.	67	8	10	0.27	Vaughn C.	312	137	114	0.80
Erps R.	356	30	73	0.29	Maltese C.	86	72	53	1.45	Verburg A.	211	0	0	0.00
Erps S.	781	657	499	1.48	Marentette B.	8	5	4	1.13	Waltz S.	214	61	48	0.51
Fisher J.	737	13	155	0.23	McBride R.	187	59	71	0.70	Was A.	10	4	7	1.10
Fitzpatrick M.	493	249	211	0.93	McClelland J.	884	109	297	0.46	Weiler C.	156	86	82	1.08
Forward J.	698	241	319	0.80	Mills J.	10	9	5	1.40	Weiler M.	76	0	0	0.00
Foster D.	515	339	264	1.17	Montalban A.	86	60	59	1.38	Wells S.	184	104	67	0.93
Foster M.	494	40	95	0.27	Nalepa A.	219	29	69	0.45	Wilkins F.	169	22	28	0.30
Frantzeskakis P.	734	85	228	0.43	Navarre G.	624	164	178	0.55	Yanca J.	4	1	1	0.50
Frusti P.	206	186	122	1.50	Nesbitt R.	187	17	49	0.35					

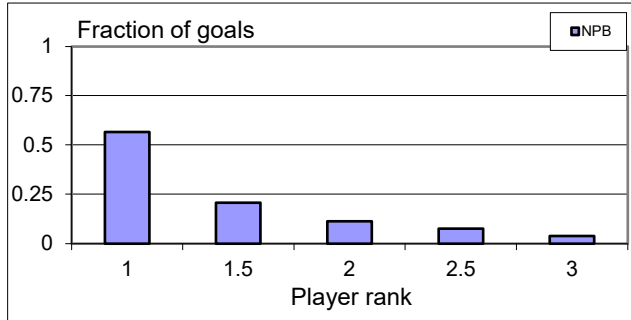
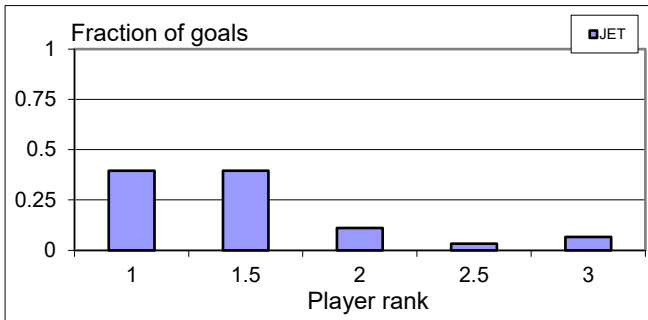
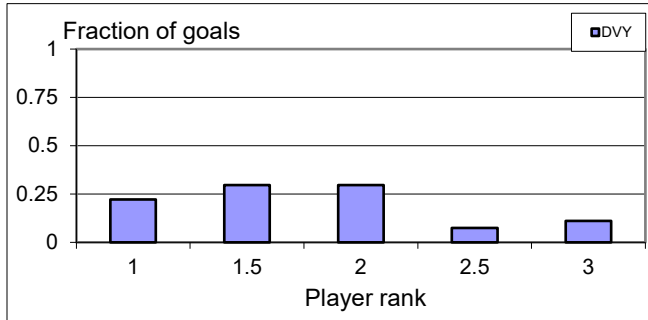
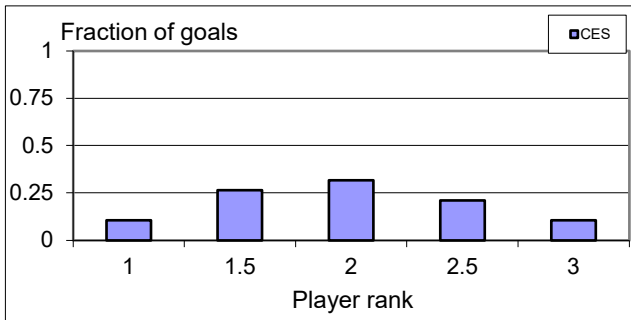
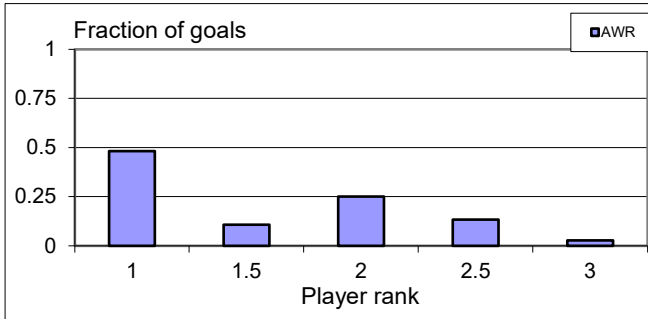
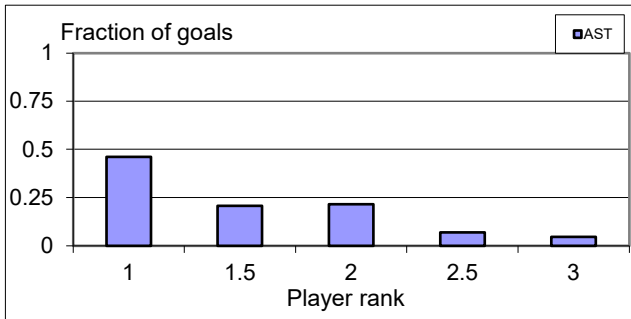
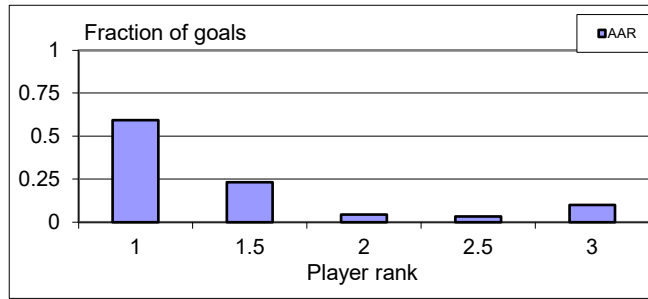
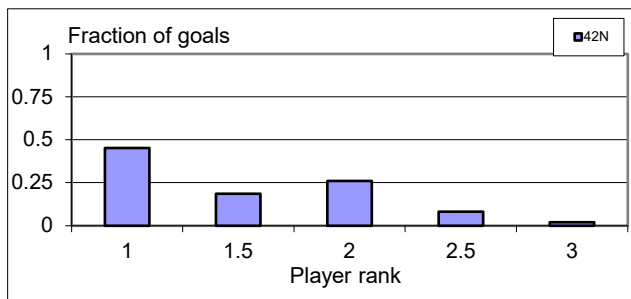
*Games = Total number of possible games played starting in September 2006 including games played as a substitute.

Goals by Ranking

Winter 2025

January 26, 2026

e



Goals are normalized by the number of players at each rank level.