














Age Groups - TriClub Results












1.- Real Club Mediterraneo De Málaga (42,939.8 points)

Start #	Athlete	AG	Country				Time	AGR
1	217 Jose Bravo Delgado	M60-64	 - ESP	00:39:42	03:21:33	01:49:18	06:01:15	3127.7
2	252 Rocío Muñoz Fuertes	F40-44	 - ESP	00:32:09	03:15:25	01:48:40	05:41:19	3020.0
3	136 Juan Guerrero Ochoa	M40-44	 - ESP	00:29:42	02:49:56	01:31:37	04:57:01	3001.7
4	260 Manuel Narvaez	M55-59	 - ESP	00:30:19	03:06:24	01:44:44	05:27:57	2993.0
5	246 Pedro Echevarria	M40-44	 - ESP	00:32:07	02:36:50	01:41:56	04:57:42	2989.4
6	134 Javier Fiestas Garcia-Izquierdo	M45-49	 - ESP	00:30:00	03:01:32	01:37:35	05:14:45	2772.5
7	250 Manuel Martinez Narvaez	M45-49	 - ESP	00:29:36	02:57:59	01:50:25	05:25:35	2577.5
8	255 Andres Jesus Belmonte Rodriguez	M50-54	 - ESP	00:30:52	03:03:04	01:45:00	05:27:16	2441.6
9	259 Jose Luis Espejo-Saavedra Carrion	M50-54	 - ESP	00:30:13	03:03:33	01:54:57	05:35:12	2298.8
10	256 Antonio Alberto Plaza Aviles	M35-39	 - ESP	00:26:56	03:14:18	01:51:36	05:40:21	2270.6
11	261 Carlos Madrona Montosa	M40-44	 - ESP	00:32:46	03:11:02	01:49:57	05:42:09	2189.3
12	223 Francisco Belmonte Rodriguez	M50-54	 - ESP	00:31:43	03:07:41	01:55:40	05:44:13	2136.5
13	247 Pablo Mata Molina	M30-34	 - ESP	00:33:25	03:21:43	01:52:53	06:00:56	1884.2
14	254 Francisco Jimenez Belmonte	M55-59	 - ESP	00:37:48	03:31:44	02:08:25	06:29:34	1883.9
15	258 Pedro J. De Roda Guerbós	M35-39	 - ESP	00:39:20	03:27:08	01:47:05	06:02:45	1867.4
16	249 Javier Fernandez Avisbal	M50-54	 - ESP	00:35:13	03:22:18	02:07:24	06:15:01	1582.1
17	248 Antonio De La Calle	M40-44	 - ESP	00:39:15	03:29:27	01:59:30	06:16:38	1568.6
18	245 Emilio González Gómez	M35-39	 - ESP	00:34:32	03:34:36	02:01:12	06:19:44	1561.7
19	251 Eulogio Abelenda Robles	M35-39	 - ESP	00:36:13	04:06:56	02:09:48	07:03:32	773.3

2.- Tri.p.coaching (27,531.8 points)






Start #	Athlete	AG	Country				Time	AGR
1	107 Silvia Weishaeupl	F45-49	 - DEU	00:30:23	02:56:39	01:32:53	05:05:28	3500.0
2	106 Ralf Preissl	M45-49	 - DEU	00:30:25	02:33:54	01:25:39	04:34:53	3490.1
3	146 Christiane Steger	F30-34	 - DEU	00:33:24	03:09:49	01:37:44	05:26:38	2923.1
4	172 Jonas Hasch	M35-39	 - DEU	00:31:55	02:57:46	01:32:22	05:09:36	2824.1
5	200 Alexandra Wilke-Rass	F50-54	 - DEU	00:43:06	03:30:21	01:54:11	06:17:59	2768.6
6	198 Daniel Eitler	M40-44	 - DEU	00:31:43	02:47:31	01:46:52	05:12:14	2727.8
7	274 Martin Janker	M35-39	 - DEU	00:35:11	02:58:44	01:42:38	05:23:55	2566.4
8	199 Florian Herzog	M40-44	 - DEU	00:31:18	03:00:29	01:42:12	05:21:16	2565.2
9	276 Peter Fisch	M40-44	 - DEU	00:35:58	03:06:09	01:50:16	05:41:31	2200.7
10	275 Thorsten Faltermeier	M40-44	 - DEU	00:41:38	03:08:11	01:56:07	05:54:34	1965.8

3.- Piranha Triathlon Club (16,153.3 points)


Start #	Athlete	AG	Country				Time	AGR
1	165 Brian Stanley	M30-34	 - IRL	00:31:55	02:54:35	01:34:21	05:07:16	2850.2
2	216 Eoin Murphy	M35-39	 - IRL	00:33:58	03:05:01	01:46:42	05:37:33	2321.0
3	267 Adam Goslin	M30-34	 - IRL	00:33:48	03:15:31	01:49:14	05:47:19	2129.3
4	269 Owen Ingarfield	M40-44	 - ZAF	00:36:40	03:13:15	01:54:33	05:52:39	2000.3
5	265 Pat Linehan	M55-59	 - IRL	00:37:28	03:30:51	02:08:34	06:26:49	1933.4
6	263 Frank O'dea	M60-64	 - IRL	00:42:18	03:38:10	02:38:04	07:19:52	1712.6
7	266 John Kearney	M50-54	 - IRL	00:34:36	03:19:37	02:09:26	06:12:31	1627.1
8	264 Sean Walsh	M45-49	 - IRL	00:34:51	03:33:58	02:00:03	06:21:02	1579.4

Age Groups - TriClub Results

4.- Estoril Praia (12,902.5 points)

Start #	Athlete	AG	Country				Time	AGR
1	281 Filipe Estafero Henriques	M35-39	 - PRT	00:30:24	02:36:57	01:32:08	04:47:14	3226.7
2	280 João Pedro Silva	M40-44	 - PRT	00:33:48	02:48:05	01:31:07	05:00:47	2933.9
3	279 Jorge Fonseca	M45-49	 - PRT	00:32:40	02:56:04	01:41:13	05:16:29	2741.3
4	277 António Correia	M40-44	 - PRT	00:33:02	03:16:10	01:43:37	05:40:55	2211.5
5	278 Francisco Sanches-Osório	M55-59	 - PRT	00:38:37	03:39:08	02:07:02	06:34:50	1789.1

5.- Watteshmún (11,601.4 points)

Start #	Athlete	AG	Country				Time	AGR
1	296 Juan Ramón Ruiz Castro	M35-39	 - ESP	00:38:27	02:49:27	01:32:08	05:08:22	2846.3
2	295 Jorge Laplana González	M35-39	 - ESP	00:26:53	02:56:37	01:40:07	05:11:00	2798.9
3	293 Jose María Muñoz Ordoñez	M40-44	 - ESP	00:31:53	02:53:25	01:53:27	05:27:42	2449.4
4	294 Carlos Martínez Montilla	M25-29	 - ESP	00:35:48	03:06:17	01:51:02	05:43:13	1990.7
5	292 José Domingo Sánchez Navarrete	M45-49	 - ESP	00:33:15	03:23:46	02:19:40	06:24:33	1516.1

6.- Total Tri Training (11,114.5 points)

Start #	Athlete	AG	Country				Time	AGR
1	300 Dom Lyndon	M30-34	 - GBR	00:37:45	02:54:56	01:26:52	05:10:55	2784.5
2	297 Gail Crawford	F45-49	 - GBR	00:35:51	03:19:01	01:45:46	05:50:44	2685.2
3	202 David Pritchard	M55-59	 - GBR	00:42:32	03:19:20	01:54:39	06:09:37	2243.0
4	299 Jay Stacy	M30-34	 - IRL	00:33:40	03:15:11	01:50:29	05:48:38	2105.6
5	298 Tom Mault	M25-29	 - GBR	00:39:08	03:26:43	02:07:31	06:21:48	1296.2

7.- C.t. Arena Alicante (11,092.8 points)

Start #	Athlete	AG	Country				Time	AGR
1	212 Matthieu Spiteri	M35-39	 - FRA	00:33:53	02:51:02	01:37:29	05:10:02	2816.3
2	289 David Ortega Leonardo	M40-44	 - ESP	00:30:56	02:58:03	01:35:44	05:11:04	2748.8
3	291 Eduardo Sanchez Cano	M30-34	 - ESP	00:34:40	03:01:57	01:44:55	05:31:24	2415.8
4	290 Carlos Cayuelas Rubio	M30-34	 - ESP	00:36:01	03:11:02	01:36:17	05:31:37	2411.9
5	288 Raúl José Pérez Martínez	M45-49	 - ESP	00:46:41	03:56:35	02:22:56	07:18:08	700.0

8.- Fitness Sports Triathlon (10,803.2 points)


Start #	Athlete	AG	Country				Time	AGR
1	1073 William Connelly	M65-69	 - FRA	00:40:27	03:44:32	02:07:28	06:45:46	3500.0
2	189 Santiago Antón Rodríguez	M35-39	 - ESP	00:30:35	02:58:21	01:31:21	05:09:13	2831.0
3	863 Genaro Borrás Martínez	M45-49	 - ESP	00:31:11	03:07:48	01:36:09	05:23:05	2622.5
4	1165 Manuel Tomas Ruiz Lora	M55-59	 - ESP	00:34:52	03:31:27	02:14:38	06:31:28	1849.7

9.- Ferrum Endurance (9,638.0 points)

Start #	Athlete	AG	Country				Time	AGR
1	125 Kyra Meulenberg	F25-29	 - NLD	00:33:11	02:47:51	01:25:56	04:52:37	3500.0
2	610 Marije Van Brenk	F30-34	 - NLD	00:31:30	03:00:04	01:37:22	05:15:12	3128.9
3	149 Lionel Wille	M40-44	 - NLD	00:36:27	03:02:46	02:10:19	05:59:00	1886.0
4	326 Gaby Reijseger	F40-44	 - NLD	00:42:33	04:07:11	02:20:23	07:26:42	1123.1

Age Groups - TriClub Results







10.- Myprocoach (9,621.0 points)

Start #	Athlete	AG	Country				Time	AGR
1	286 Anthony Pontifex	M35-39	 - GBR	00:27:50	03:05:17	01:30:20	05:09:57	2817.8
2	285 Christian Ashmore	M50-54	 - GBR	00:35:12	03:14:28	01:41:46	05:41:32	2184.8
3	283 Kristijan Vene	M25-29	 - EST	00:39:10	03:08:51	01:44:52	05:42:59	1994.9
4	284 Danny Lane	M40-44	 - IRL	00:43:17	03:14:21	01:47:11	05:56:55	1923.5
5	282 Peter Peeters	M40-44	 - BEL	00:43:10	03:50:06	02:40:52	07:23:09	700.0






11.- Vector Racing (8,441.1 points)

Start #	Athlete	AG	Country				Time	AGR
1	108 Keith Murray	M45-49	 - GBR	00:33:27	02:35:51	01:45:12	05:01:45	3006.5
2	151 Andrew Ackerley	M50-54	 - GBR	00:34:15	02:50:02	01:24:59	04:56:42	2991.8
3	287 Ellis Murray	M18-24	 - GBR	00:30:03	02:54:39	01:42:06	05:13:52	2442.8







12.- Tca Evreux Triathlon (6,700.2 points)

Start #	Athlete	AG	Country				Time	AGR
1	390 Willy Langlois	M45-49	 - FRA	00:32:12	02:50:22	01:36:20	05:05:58	2930.6
2	388 Olivier Kerouredan	M60-64	 - FRA	00:42:23	03:46:39	02:21:03	07:02:05	2032.7
3	392 Sébastien Leroy	M45-49	 - FRA	00:32:51	03:23:58	02:07:18	06:12:17	1736.9

13.- Tri Academy Squad (6,689.8 points)

Start #	Athlete	AG	Country				Time	AGR
1	659 Guy Fritz	M75-79	 - FRA	00:59:48	03:50:26	01:59:19	07:01:22	3500.0
2	662 Patricia Bousset Fritz	F50-54	 - FRA	00:40:25	03:20:51	01:45:41	05:54:35	3189.8







14.- Triatlona Akademija (6,546.9 points)

Start #	Athlete	AG	Country				Time	AGR
1	418 Armands Rozenbergs	M45-49	 - LVA	00:39:27	02:52:23	01:51:39	05:33:37	2432.9
2	419 Mihails Paladijs	M50-54	 - LVA	00:32:06	03:03:21	01:45:32	05:28:31	2419.1
3	417 Normunds Teteris	M35-39	 - LVA	00:47:16	03:20:48	01:52:50	06:12:20	1694.9

15.- Ontrisports (6,177.1 points)

Start #	Athlete	AG	Country				Time	AGR
1	174 Joao Fragoso	M40-44	 - PRT	00:32:14	02:41:38	01:26:50	04:48:25	3156.5
2	437 Natália Guilherme	F40-44	 - BRA	00:37:33	03:17:45	01:39:19	05:41:17	3020.6

16.- Harrogate Triathlon Club (6,067.8 points)

Start #	Athlete	AG	Country				Time	AGR
1	665 Jonathan Chamberlain	M50-54	 - GBR	00:35:17	03:03:13	01:43:28	05:31:36	2363.6
2	717 Giovanna Andreuccetti	F50-54	 - GBR	00:39:34	03:53:29	02:15:53	07:05:40	1910.3
3	499 Richard Ardron	M45-49	 - GBR	00:33:03	03:28:45	01:59:09	06:09:07	1793.9

17.- Sisu Racing (6,049.6 points)






Start #	Athlete	AG	Country				Time	AGR
1	154 Des Byrne	M60-64	 - GBR	00:39:04	03:12:34	02:03:19	06:03:37	3085.1

Age Groups - TriClub Results







17.- Sisu Racing (6,049.6 points)

Start #	Athlete	AG	Country				Time	AGR
2	355 Eleanor Standen	F45-49	 - GBR	00:37:45	03:08:16	01:43:03	05:35:13	2964.5

18.- Ktk86 (6,039.1 points)

Start #	Athlete	AG	Country				Time	AGR
1	754 Casper Stenderup	M25-29	 - DNK	00:27:11	02:44:04	01:28:36	04:45:07	3036.5
2	128 Nikolaj Koors Hoff	M25-29	 - DNK	00:30:32	02:38:32	01:30:34	04:47:00	3002.6







19.- Genevatriathlon (5,950.2 points)

Start #	Athlete	AG	Country				Time	AGR
1	115 Floriane Jeannin	F35-39	 - FRA	00:30:56	03:03:43	01:41:40	05:22:54	3475.4
2	493 Karim Ouled	M50-54	 - FRA	00:34:39	03:21:53	02:06:00	06:12:38	1625.0
3	503 Sebastien Montauze	M45-49	 - CHE	00:37:44	03:39:58	02:34:57	07:01:34	849.8

20.- Cd Triatlón Marbella (5,924.5 points)

Start #	Athlete	AG	Country				Time	AGR
1	429 Daniel Alvarez Ruiz	M35-39	 - ESP	00:28:37	02:37:14	01:25:13	04:38:21	3386.6
2	192 Alexandros Axiotis	M45-49	 - GRC	00:37:30	02:55:32	01:46:40	05:27:47	2537.9

21.- Wigan Wheelers Triathlon Club (5,897.7 points)

Start #	Athlete	AG	Country				Time	AGR
1	790 Anthony Hall	M40-44	 - GBR	00:43:56	03:01:50	01:44:21	05:40:32	2218.4
2	785 Gareth Fayle	M40-44	 - GBR	00:36:30	03:07:41	01:57:19	05:50:30	2039.0
3	799 Andrew Gaskell	M45-49	 - GBR	00:42:11	03:17:23	02:10:28	06:17:39	1640.3

22.- Turun Urheiluliitto Triathlon (5,857.0 points)

Start #	Athlete	AG	Country				Time	AGR
1	1153 Leevi Hietanen	M25-29	 - FIN	00:29:18	02:40:52	01:29:48	04:45:18	3033.2
2	637 Antti Uusitupa	M25-29	 - FIN	00:30:08	02:54:19	01:27:06	04:56:56	2823.8


23.- Triatlon Alhaurin De La Torre (5,728.5 points)

Start #	Athlete	AG	Country				Time	AGR
1	1173 Miguel Romero Linares	M50-54	 - ESP	00:33:54	02:54:12	01:31:02	05:05:53	2826.5
2	1113 Manuel Ángel Fernández Astorga	M40-44	 - ESP	00:37:17	03:13:15	01:49:21	05:50:15	2043.5
3	826 Juan Jose Solano	M25-29	 - ESP	00:39:40	03:41:49	02:12:34	06:46:07	858.5

24.- C.d. Trirunner Pozo Estrecho (5,582.2 points)





Start #	Athlete	AG	Country				Time	AGR
1	516 Fernando Rodriguez Marchante	M30-34	 - ESP	00:34:18	02:46:54	01:28:32	04:55:39	3059.3
2	930 Juan José Riquelme Hernández	M45-49	 - ESP	00:29:28	03:06:22	01:45:20	05:28:37	2522.9

25.- Trimarni Coaching And Nutrition (5,357.2 points)

Start #	Athlete	AG	Country				Time	AGR
1	112 Roman Procházka	M50-54	 - CZE	00:31:28	02:38:18	01:30:59	04:48:35	3137.9

Age Groups - TriClub Results


25.- Trimarni Coaching And Nutrition (5,357.2 points)

Start #	Athlete	AG	Country				Time	AGR
2	161 Jan Pokorny	M55-59	 - CZE	00:38:57	03:24:03	01:58:14	06:10:56	2219.3






26.- Idrottsmottagningen Sports Club (5,350.3 points)

Start #	Athlete	AG	Country				Time	AGR
1	130 Magnus Mellberg	M50-54	 - SWE	00:34:15	02:53:40	01:35:55	05:10:20	2746.4
2	205 Krister Säll	M50-54	 - SWE	00:34:48	02:52:23	01:43:26	05:18:15	2603.9



27.- Optima Racing Team (Uk) (5,319.7 points)

Start #	Athlete	AG	Country				Time	AGR
1	191 Stephen Woodford	M25-29	 - GBR	00:30:34	02:53:22	01:34:20	05:04:18	2691.2
2	693 Kirill Kondrasin	M25-29	 - GBR	00:29:47	02:54:01	01:38:32	05:07:47	2628.5

28.- Cardiff Triathletes (5,298.1 points)

Start #	Athlete	AG	Country				Time	AGR
1	426 Michael Kipling	M30-34	 - GBR	00:27:52	03:00:16	01:39:57	05:17:35	2664.5
2	425 Milly Kipling	F30-34	 - GBR	00:29:13	03:14:29	01:50:52	05:42:43	2633.6

29.- Louletano (5,256.1 points)

Start #	Athlete	AG	Country				Time	AGR
1	889 Bob Mcrae	M55-59	 - PRT	00:32:26	02:47:20	01:42:12	05:09:10	3331.1
2	887 Jamie Mc Gill	M30-34	 - IRL	00:42:49	03:18:25	01:47:27	05:58:40	1925.0

30.- C.t. Almeria (5,144.8 points)

Start #	Athlete	AG	Country				Time	AGR
1	1132 Daniel Requena	M40-44	 - ESP	00:27:59	02:33:50	01:31:24	04:37:29	3353.3
2	1141 Federico M Amate Di Pietro	M50-54	 - ESP	00:43:55	03:24:25	01:45:38	06:03:23	1791.5





31.- Z-Coaching Middle East (5,083.3 points)

Start #	Athlete	AG	Country				Time	AGR
1	116 Lea Lienshoeft	F30-34	 - DEU	00:33:00	02:47:26	01:39:04	05:06:32	3284.9
2	442 John Mcmillan	M45-49	 - GBR	00:37:33	03:23:17	02:00:15	06:08:52	1798.4

32.- Cp Mijas Triatlon (4,962.6 points)






Start #	Athlete	AG	Country				Time	AGR
1	348 Adrian Carrion Almagro	M30-34	 - ESP	00:37:17	03:12:44	01:48:39	05:47:32	2125.4
2	321 Antonio Calderon Callejon	M40-44	 - ESP	00:40:52	03:24:21	01:39:30	05:52:36	2001.2
3	736 Joen Olsen	M40-44	 - FRO	00:42:51	03:27:38	02:31:47	06:57:20	836.0

33.- Tripassion Triatloniklubi (Estonia) (4,844.8 points)

Start #	Athlete	AG	Country				Time	AGR
1	381 Priit Ailt	M40-44	 - EST	00:28:55	02:55:39	01:37:58	05:08:44	2790.8
2	204 Ivar-Illimar Ots	M45-49	 - EST	00:34:19	03:09:39	02:05:04	05:54:40	2054.0

34.- Triatlonteam Roeselare (4,673.8 points)







Age Groups - TriClub Results

Start #	Athlete	AG	Country				Time	AGR
1	495 Christophe Dewulf	M40-44	 - BEL	00:41:42	02:54:33	01:47:00	05:29:15	2421.5
2	496 Matthias De Meulemeester	M40-44	 - BEL	00:37:40	03:05:03	01:47:59	05:38:39	2252.3

35.- Race & Shine Sports Club (4,523.8 points)

Start #	Athlete	AG	Country				Time	AGR
1	653 Christian Carlsson	M50-54	 - SWE	00:32:57	02:40:40	01:39:46	05:02:06	2894.6
2	784 Louise Bichler	F30-34	 - SWE	00:37:02	03:47:37	02:00:56	06:38:31	1629.2

36.- Stockholm City Triathlon (4,499.7 points)

Start #	Athlete	AG	Country				Time	AGR
1	981 Malin Hamnered	F35-39	 - SWE	00:41:09	03:32:10	02:03:02	06:25:13	2353.7
2	338 Henrik Hansen	M45-49	 - SWE	00:36:29	03:37:35	02:15:48	06:40:15	1233.5
3	705 Tomas Uddén	M55-59	 - SWE	00:44:05	04:08:24	02:19:00	07:23:32	912.5

37.- Kuznia Triathlonu (4,450.0 points)

Start #	Athlete	AG	Country				Time	AGR
1	519 Anna Padlewska	F40-44	 - POL	00:31:44	03:01:06	01:46:17	05:26:40	3283.7
2	522 Michal Myslinski	M40-44	 - POL	00:34:47	03:15:07	02:39:00	06:38:59	1166.3

38.- No Club Project (4,286.8 points)

Start #	Athlete	AG	Country				Time	AGR
1	1063 Manuel Ardid Medina	M55-59	 - ESP	00:35:22	03:14:07	01:41:28	05:39:45	2780.6
2	1059 David Lirio Domingo	M40-44	 - ESP	00:41:57	03:29:42	02:01:24	06:20:06	1506.2

39.- C. T. Torremolinos (4,243.3 points)

Start #	Athlete	AG	Country				Time	AGR
1	1031 Rafael Morris	M40-44	 - GBR	00:38:35	03:04:32	01:48:21	05:40:07	2225.9
2	996 Eva Santos	F40-44	 - ESP	00:39:50	03:39:22	02:09:13	06:37:01	2017.4

40.- Clapham Chasers (4,198.9 points)

Start #	Athlete	AG	Country				Time	AGR
1	122 Ponpet Thamavongsa	M45-49	 - AUS	00:38:02	02:51:58	01:39:58	05:19:01	2695.7
2	941 Sam Perry	M30-34	 - GBR	00:31:30	03:23:56	02:17:16	06:22:06	1503.2

41.- Belpark Triathlon Club (4,184.2 points)






Start #	Athlete	AG	Country				Time	AGR
1	343 Orla Callender	F60-64	 - IRL	00:43:08	04:13:07	02:09:23	07:22:50	2408.3
2	925 Bart Wijn	M40-44	 - NLD	00:34:30	03:11:37	02:09:08	06:05:07	1775.9

42.- Tridubai (4,066.6 points)

Start #	Athlete	AG	Country				Time	AGR
1	167 Jorge Ferrer Arregui	M45-49	 - ESP	00:32:21	03:02:10	01:37:56	05:21:05	2658.5
2	443 Martin Lienshöft	M35-39	 - DEU	00:33:13	03:24:20	02:20:40	06:28:16	1408.1

43.- Rochefort Triathlon (4,006.3 points)


Age Groups - TriClub Results

Start #	Athlete	AG	Country				Time	AGR
1	449 Julien Hantz	M40-44	 - FRA	00:35:57	03:00:48	01:59:23	05:44:04	2154.8
2	974 Laurent Nevo	M50-54	 - FRA	00:33:16	03:14:18	02:02:22	06:00:03	1851.5



44.- C.t. Bahía De Málaga (3,882.4 points)

Start #	Athlete	AG	Country				Time	AGR
1	758 Alberto Jimenez Martinez	M45-49	 - ESP	00:35:15	03:00:38	01:39:39	05:23:10	2621.0
2	756 Victor Ramos Poveda	M25-29	 - ESP	00:33:24	03:32:02	02:08:47	06:23:44	1261.4






45.- Kilkenny Triathlon Club (3,815.2 points)

Start #	Athlete	AG	Country				Time	AGR
1	1107 Karen Ryan	F50-54	 - IRL	00:45:55	03:32:51	02:03:36	06:32:33	2506.4
2	1112 Brian Keane	M55-59	 - IRL	00:47:51	03:50:55	02:12:58	07:01:31	1308.8

46.- Odarb Tri Academy (3,734.8 points)

Start #	Athlete	AG	Country				Time	AGR
1	871 Youssef Saigh	M35-39	 - MAR	00:35:26	03:11:34	01:50:31	05:43:51	2207.6
2	876 Mehdi Kassi	M35-39	 - MAR	00:46:10	03:38:40	01:43:46	06:21:39	1527.2

47.- Tntb (3,718.3 points)

Start #	Athlete	AG	Country				Time	AGR
1	917 Nicolas Lepinois	M35-39	 - BEL	00:36:07	02:43:34	02:13:25	05:43:18	2217.5
2	743 David Hennecart	M50-54	 - BEL	00:33:05	03:09:20	02:25:06	06:19:32	1500.8

48.- /Tri Club Denmark (3,610.6 points)

Start #	Athlete	AG	Country				Time	AGR
1	369 Ondrej Kralik	M30-34	 - DNK	00:36:17	03:11:15	01:35:27	05:30:06	2439.2
2	630 Laurence Mets	F25-29	 - BEL	00:41:20	03:57:53	02:12:37	07:01:59	1171.4

49.- Lb Squad (3,607.9 points)

Start #	Athlete	AG	Country				Time	AGR
1	457 Pedro Pereira	M45-49	 - PRT	00:47:09	03:11:30	01:51:16	06:01:28	1931.6
2	1172 Luís Melro	M40-44	 - PRT	00:42:56	03:16:26	01:58:36	06:10:39	1676.3

50.- Tri Team Pully (3,500.0 points)

Start #	Athlete	AG	Country				Time	AGR
1	196 Mathieu Rubi	M30-34	 - CHE	00:30:51	02:31:01	01:22:13	04:31:10	3500.0

50.- Riot Racing Club (3,500.0 points)

Start #	Athlete	AG	Country				Time	AGR
1	201 Katie Phipkin	F30-34	 - GBR	00:31:33	02:41:21	01:34:35	04:54:35	3500.0

50.- Tcmtrisquad (3,500.0 points)

Start #	Athlete	AG	Country				Time	AGR
1	438 Jennifer Connet	F35-39	 - USA	00:31:55	03:08:58	01:35:19	05:21:32	3500.0

Age Groups - TriClub Results
50.- Aqua Plus Triathlon (3,500.0 points)

Start #	Athlete	AG	Country				Time	AGR
1 305	Nina Bergkulla	F50-54	- FIN	00:36:59	03:08:49	01:45:40	05:37:21	3500.0

50.- Stamina Triathlon Club Ry (3,500.0 points)

Start #	Athlete	AG	Country				Time	AGR
1 123	Pekka Aijasaho	M60-64	- FIN	00:37:35	03:05:07	01:49:27	05:40:34	3500.0

50.- Aspire #Livefit (3,500.0 points)

Start #	Athlete	AG	Country				Time	AGR
1 376	Agnes Nieburg	F55-59	- NLD	00:36:41	03:29:15	02:04:40	06:18:22	3500.0

56.- One80 Multisport (3,449.3 points)

Start #	Athlete	AG	Country				Time	AGR
1 436	Christopher Vosloo	M55-59	- ZAF	00:31:23	02:46:07	01:38:41	05:02:36	3449.3

57.- Asd Triiron (3,423.8 points)

Start #	Athlete	AG	Country				Time	AGR
1 131	Chloé Counan	F35-39	- FRA	00:35:34	03:05:12	01:36:11	05:25:46	3423.8

58.- Triathlonsuomi (3,304.4 points)

Start #	Athlete	AG	Country				Time	AGR
1 118	Arto Sorvoja	M40-44	- FIN	00:32:20	02:29:58	01:32:34	04:40:12	3304.4

59.- Endurance Nation (3,290.9 points)

Start #	Athlete	AG	Country				Time	AGR
1 1230	Nestor Carbayo Casado	M35-39	- ESP	00:34:46	02:39:41	01:23:47	04:43:40	3290.9

60.- Club Deportivo Bilbao (3,201.2 points)

Start #	Athlete	AG	Country				Time	AGR
1 1188	Borja Lopez Negrete	M30-34	- ESP	00:28:05	02:38:50	01:32:32	04:47:46	3201.2

61.- Cork Triathlon Club (3,192.6 points)

Start #	Athlete	AG	Country				Time	AGR
1 339	Eddie Butt	M45-49	- IRL	00:36:02	03:03:30	01:41:59	05:30:18	2492.6
2 340	Stephen Mohally	M40-44	- IRL	00:38:14	03:56:34	02:55:51	07:44:53	700.0

62.- Capbreton Triathlon (3,078.2 points)

Start #	Athlete	AG	Country				Time	AGR
1 220	Jacques Trottier	M55-59	- FRA	00:33:47	03:05:24	01:37:17	05:23:13	3078.2

63.- Club Des Nageurs De Paris (3,059.0 points)

Start #	Athlete	AG	Country				Time	AGR
1 190	Nicolas Berthelot	M40-44	- FRA	00:36:09	02:42:45	01:27:25	04:53:50	3059.0

64.- 3Pt (3,055.1 points)

Age Groups - TriClub Results

Start #	Athlete	AG	Country				Time	AGR
1 661	Steven Van Den Bogaert	M35-39	 - BEL	00:30:22	02:54:47	01:24:48	04:56:46	3055.1

65.- X-Tri Lahti (3,047.9 points)

Start #	Athlete	AG	Country				Time	AGR
1 587	Sari Berggren	F40-44	 - FIN	00:35:52	03:11:27	01:45:19	05:39:46	3047.9

66.- Isbilya - Sloppy Joes (3,020.0 points)

Start #	Athlete	AG	Country				Time	AGR
1 132	Jorge Camacho Fernandez	M45-49	 - ESP	00:36:57	02:44:59	01:31:25	05:01:00	3020.0





67.- Matrix Multisport (3,018.2 points)

Start #	Athlete	AG	Country				Time	AGR
1 171	Daniel Kruger	M40-44	 - ZAF	00:33:19	02:44:47	01:30:59	04:56:06	3018.2

68.- Hoddesdon Triathlon Club (2,990.0 points)

Start #	Athlete	AG	Country				Time	AGR
1 155	Clare Browne	F55-59	 - GBR	00:40:19	03:46:45	02:11:03	06:46:42	2990.0

69.- Kult Team Rheinfelden (2,967.5 points)

Start #	Athlete	AG	Country				Time	AGR
1 178	Stefan Andlauer	M40-44	 - DEU	00:30:10	02:51:14	01:30:30	04:58:55	2967.5

70.- Bohuslän Endurance Sports Club (2,966.0 points)

Start #	Athlete	AG	Country				Time	AGR
1 153	Fredrik Wennergren	M45-49	 - SWE	00:37:09	02:43:34	01:36:22	05:04:00	2966.0

71.- Pmx Powermaxx (2,911.7 points)

Start #	Athlete	AG	Country				Time	AGR
1 1053	Olivier Depeauw	M40-44	 - LUX	00:34:39	02:48:03	01:30:52	05:02:01	2911.7

72.- A3K Berlin E.v. (2,874.5 points)

Start #	Athlete	AG	Country				Time	AGR
1 356	Antonio Aznarez	M30-34	 - ARG	00:34:13	02:51:18	01:31:18	05:05:55	2874.5

73.- 3D Triatlón (2,855.9 points)

Start #	Athlete	AG	Country				Time	AGR
1 213	Hanna Tamoudi	F30-34	 - FRA	00:37:57	03:05:23	01:41:27	05:30:22	2855.9

74.- Tripl3 (2,846.9 points)

Start #	Athlete	AG	Country				Time	AGR
1 1215	Felix Den Hollander	M18-24	 - NLD	00:29:27	02:38:44	01:39:02	04:51:25	2846.9

75.- Team Powerwoman Athletic Club (2,786.9 points)

Start #	Athlete	AG	Country				Time	AGR
1 602	Camilla Kempe	F35-39	 - SWE	00:38:56	03:16:30	01:56:35	06:01:09	2786.9

Age Groups - TriClub Results

76.- Umara Sports Club (2,721.2 points)

Start #	Athlete	AG	Country				Time	AGR
1 206	Christian Nyberg	M50-54	 - SWE	00:31:49	02:53:59	01:39:36	05:11:44	2721.2

77.- Stradivari Triathlon Team (2,719.4 points)

Start #	Athlete	AG	Country				Time	AGR
1 215	Pierluigi Bonardi	M45-49	 - ITA	00:32:37	03:03:32	01:34:26	05:17:42	2719.4

78.- Crystal Palace Triathletes (2,696.3 points)

Start #	Athlete	AG	Country				Time	AGR
1 812	Martin Leat	M60-64	 - GBR	00:40:54	03:23:02	02:07:53	06:25:13	2696.3

79.- Trijote Triatlon (2,676.5 points)

Start #	Athlete	AG	Country				Time	AGR
1 1228	Jesus Donoso Huertas	M45-49	 - ESP	00:33:58	02:59:08	01:39:17	05:20:05	2676.5




80.- Club Triatlón Diablillos De Rivas (2,669.6 points)

Start #	Athlete	AG	Country				Time	AGR
1 1087	Jose Ignacio Rodriguez Pardillo	M55-59	 - ESP	00:37:36	03:12:50	01:46:18	05:45:55	2669.6

81.- Brat Club (Uk) (2,664.5 points)

Start #	Athlete	AG	Country				Time	AGR
1 110	Claire Fudge	F40-44	 - GBR	00:36:46	03:16:47	01:57:25	06:01:04	2664.5

82.- Stadium Triathlon Club (2,647.6 points)

Start #	Athlete	AG	Country				Time	AGR
1 1077	Nigel Travers	M45-49	 - IRL	00:33:44	03:41:49	01:57:27	06:26:19	1484.3
2 1079	Aoife Horgan	F40-44	 - IRL	00:39:59	04:06:38	02:20:03	07:24:28	1163.3

83.- Lepsky Tri Coaching Systems (2,642.6 points)

Start #	Athlete	AG	Country				Time	AGR
1 473	Glebs Morozovs	M35-39	 - FRA	00:34:06	03:00:00	01:37:30	05:19:41	2642.6

84.- Triarroyo (2,636.9 points)

Start #	Athlete	AG	Country				Time	AGR
1 1234	Jesus Guzman Duran	M30-34	 - ESP	00:32:53	02:57:15	01:41:19	05:19:07	2636.9

85.- Vallee De Montmorency Triathlon (2,603.3 points)

Start #	Athlete	AG	Country				Time	AGR
1 1058	Jacques Toriel	M50-54	 - FRA	00:38:16	02:55:19	01:37:20	05:18:17	2603.3

86.- Tusa Tri Team (2,542.7 points)

Start #	Athlete	AG	Country				Time	AGR
1 378	Pavels Abelite	M35-39	 - LVA	00:34:18	03:01:09	01:41:26	05:25:14	2542.7

87.- Portsmouth Triathletes (2,532.8 points)

Age Groups - TriClub Results

Start #	Athlete	AG	Country				Time	AGR
1	771 Gary Roberts	M50-54	 - GBR	00:34:37	02:59:49	01:38:19	05:22:12	2532.8

88.- Århus 1900 Triathlon (2,499.2 points)

Start #	Athlete	AG	Country				Time	AGR
1	557 Julie Kaczko	F25-29	 - DNK	00:33:09	03:11:10	01:53:57	05:48:13	2499.2

89.- Raf Triathlon (2,480.9 points)

Start #	Athlete	AG	Country				Time	AGR
1	197 Wayne Lovejoy	M45-49	 - GBR	00:33:49	03:03:26	01:44:45	05:30:57	2480.9

90.- Spiridon Frankfurt (2,474.9 points)

Start #	Athlete	AG	Country				Time	AGR
1	403 Patrick Kinzler	M50-54	 - DEU	00:36:28	02:52:49	01:48:54	05:25:25	2474.9

91.- Xterra Sport Bihor (2,462.6 points)

Start #	Athlete	AG	Country				Time	AGR
1	363 Attila Varadi	M45-49	 - ROU	00:40:45	03:01:13	01:40:48	05:31:58	2462.6

92.- Matt (Marmotta Alpin Triathlon Tribe) (2,445.5 points)

Start #	Athlete	AG	Country				Time	AGR
1	651 Anna Braeckmans	F30-34	 - BEL	00:35:00	03:21:59	01:46:08	05:53:10	2445.5

93.- Triatlon Universitario De Madrid (2,427.8 points)

Start #	Athlete	AG	Country				Time	AGR
1	806 Eduardo Carrero Fernandez	M35-39	 - ESP	00:37:30	02:58:41	01:46:16	05:31:37	2427.8

94.- 12Bo4 (2,416.7 points)

Start #	Athlete	AG	Country				Time	AGR
1	210 Hans De Keulenaer	M40-44	 - BEL	00:33:56	02:53:07	01:51:50	05:29:31	2416.7

95.- Rennebu Triatlon (2,416.4 points)

Start #	Athlete	AG	Country				Time	AGR
1	193 Arve Vaernes	M50-54	 - NOR	00:37:13	02:54:29	01:49:37	05:28:40	2416.4

96.- Cde. Jerezana De Triatlon (2,411.0 points)

Start #	Athlete	AG	Country				Time	AGR
1	965 Juan Carlos Fernandez Sanchez	M40-44	 - ESP	00:36:17	03:04:56	01:40:41	05:29:50	2411.0

97.- Triathlon Real Canoe C.n (2,408.9 points)

Start #	Athlete	AG	Country				Time	AGR
1	1122 Ignacio De Rus Aznar	M30-34	 - ESP	00:29:43	03:08:25	01:46:31	05:31:47	2408.9

98.- Sisu-Training (2,381.3 points)




Start #	Athlete	AG	Country				Time	AGR
1	170 Thomas Fischer	M60-64	 - DEU	00:39:05	03:42:40	02:09:04	06:42:43	2381.3

Age Groups - TriClub Results

99.- I Love Supersport (2,381.0 points)

Start #	Athlete	AG	Country				Time	AGR
1	905 Vadim Skipin	M40-44	 - NEU	00:36:15	03:00:13	01:44:38	05:31:30	2381.0





100.- Scc Berlin Triathlon (Sport-Club Charlottenburg E. V.) (2,373.5 points)

Start #	Athlete	AG	Country				Time	AGR
1	230 Michael Beck	M45-49	 - DEU	00:35:21	02:59:21	01:54:05	05:36:55	2373.5

101.- Purple Patch Fitness (2,363.3 points)

Start #	Athlete	AG	Country				Time	AGR
1	102 Panos Kakoullis	M55-59	 - GBR	00:38:08	03:21:08	01:53:34	06:02:56	2363.3

102.- Spaero Triathlon (2,345.9 points)

Start #	Athlete	AG	Country				Time	AGR
1	386 Thomas Fox	M55-59	 - DEU	00:37:49	03:19:44	01:56:14	06:03:54	2345.9

103.- Agmt (2,306.3 points)

Start #	Athlete	AG	Country				Time	AGR
1	686 Pedro Silva Mendes	M45-49	 - PRT	00:35:32	03:12:05	01:43:49	05:40:39	2306.3

104.- Skb Racing Triathlon Team (2,301.2 points)

Start #	Athlete	AG	Country				Time	AGR
1	353 Timo Ustinov	M50-54	 - FIN	00:35:22	03:07:10	01:42:25	05:35:04	2301.2

105.- Rás Endurance (2,298.8 points)

Start #	Athlete	AG	Country				Time	AGR
1	402 Scott Askew	M50-54	 - GBR	00:37:32	02:59:56	01:51:28	05:35:12	2298.8

106.- Urban Tri Team (Utt) (2,282.3 points)

Start #	Athlete	AG	Country				Time	AGR
1	445 Stephan Kaminski	M40-44	 - BEL	00:37:01	03:14:31	01:35:21	05:36:59	2282.3

107.- Labosport Team (2,261.3 points)

Start #	Athlete	AG	Country				Time	AGR
1	232 Marina Straltsova	F30-34	 - POL	00:34:15	03:21:00	02:00:02	06:03:24	2261.3

108.- S4F Tri Squad (2,226.5 points)

Start #	Athlete	AG	Country				Time	AGR
1	1101 Kerry Wright	F55-59	 - GBR	00:42:25	03:58:44	02:36:17	07:29:07	2226.5

109.- Trialhama (2,189.0 points)

Start #	Athlete	AG	Country				Time	AGR
1	927 Francisco Jose Cerezo Balsas	M45-49	 - ESP	00:39:54	03:04:18	01:52:25	05:47:10	2189.0

110.- 21Cc Triatloniklubi (2,169.2 points)

Age Groups - TriClub Results

Start #	Athlete	AG	Country				Time	AGR
1	183 Denis Sivovol	M45-49	 - EST	00:34:58	03:10:26	01:52:45	05:48:16	2169.2

111.- Bolton Tri Club (2,144.3 points)

Start #	Athlete	AG	Country				Time	AGR
1	562 John Wilkinson	M35-39	 - GBR	00:39:26	03:04:27	01:51:14	05:47:22	2144.3

112.- Setanta Triathlon Club (2,111.9 points)

Start #	Athlete	AG	Country				Time	AGR
1	366 Chris Rocks	M30-34	 - IRL	00:34:13	03:26:36	01:39:23	05:48:17	2111.9

113.- Chiltern Tri (2,110.1 points)

Start #	Athlete	AG	Country				Time	AGR
1	323 Heather Larson	F45-49	 - GBR	00:39:23	03:30:30	02:04:28	06:22:41	2110.1

114.- Asptt Angers Triathlon (2,105.6 points)

Start #	Athlete	AG	Country				Time	AGR
1	807 Stanislas Guldasi	M45-49	 - FRA	00:35:56	03:26:34	01:39:41	05:51:48	2105.6

115.- Fxck Cancer Endurance Club (2,096.6 points)

Start #	Athlete	AG	Country				Time	AGR
1	642 Kristen Giles	F45-49	 - CAN	00:34:39	03:24:43	02:16:04	06:23:26	2096.6

116.- Leeds And Bradford Triathlon Club (2,044.7 points)

Start #	Athlete	AG	Country				Time	AGR
1	845 Mike Ellis	M50-54	 - GBR	00:41:56	03:19:03	01:40:24	05:49:19	2044.7




117.- Ttt (Tangier Triumph Team) (2,033.6 points)

Start #	Athlete	AG	Country				Time	AGR
1	577 Naoufal Alaoui Moustain	M45-49	 - MAR	00:48:54	03:19:50	01:39:35	05:55:48	2033.6

118.- Kölner Triathlon Team (2,016.2 points)

Start #	Athlete	AG	Country				Time	AGR
1	700 Pablo Sánchez Reque	M18-24	 - ESP	00:41:22	03:01:11	01:43:33	05:37:34	2016.2

119.- 3D Fitness Race Team (2,014.4 points)

Start #	Athlete	AG	Country				Time	AGR
1	163 Tomáš Strnad	M50-54	 - CZE	00:39:00	03:10:33	01:53:29	05:51:00	2014.4

120.- Heathwood Swimming & Triathlon (2,006.6 points)

Start #	Athlete	AG	Country				Time	AGR
1	185 Richard Rees	M40-44	 - GBR	00:58:13	03:03:33	01:41:04	05:52:18	2006.6

121.- Cfp - Coach Frank Performance (1,979.3 points)

Start #	Athlete	AG	Country				Time	AGR
1	668 Odette Tousignant	F60-64	 - CAN	00:42:58	04:16:17	02:36:37	07:46:40	1979.3

Age Groups - TriClub Results

122.- Aqua Protect 3 Team (Ap3T) (1,974.2 points)

Start #	Athlete	AG	Country				Time	AGR
1	752 Lynn Ghekiere	F25-29	 - BEL	00:38:58	03:22:31	02:07:43	06:17:23	1974.2

123.- My Tribe (France) (1,971.8 points)

Start #	Athlete	AG	Country				Time	AGR
1	1049 Soazig Taillardat	F45-49	 - FRA	00:38:35	03:40:01	01:58:31	06:30:22	1971.8

124.- Tempo-Sport Be The Change (1,963.1 points)

Start #	Athlete	AG	Country				Time	AGR
1	811 Rolf Zahner	M55-59	 - CHE	00:43:28	03:29:52	02:02:29	06:25:10	1963.1

125.- Noisy-Le-Grand Triathlon (1,960.4 points)

Start #	Athlete	AG	Country				Time	AGR
1	511 Jocelyn Reby	M30-34	 - FRA	00:32:49	03:22:03	01:51:00	05:56:42	1960.4

126.- Playas De Marbella (1,959.2 points)

Start #	Athlete	AG	Country				Time	AGR
1	882 Antonio Bernal Lobero	M45-49	 - ESP	00:34:47	03:16:18	01:58:44	05:59:56	1959.2

127.- Hillingdon Triathletes (1,956.8 points)

Start #	Athlete	AG	Country				Time	AGR
1	644 Igor Klimashevskiy	M35-39	 - GBR	00:35:08	03:04:59	02:07:34	05:57:47	1956.8

128.- Ntnui Triatlon (1,943.6 points)

Start #	Athlete	AG	Country				Time	AGR
1	675 Ole-Christian Bjerkeset	M25-29	 - NOR	00:40:09	03:16:13	01:39:51	05:45:50	1943.6

129.- Dawaj Kalach Team (1,943.0 points)

Start #	Athlete	AG	Country				Time	AGR
1	228 Rafal Urbanowicz	M40-44	 - POL	00:36:47	03:12:47	01:55:38	05:55:50	1943.0

130.- Rovellats Club Esportiu (1,928.3 points)

Start #	Athlete	AG	Country				Time	AGR
1	971 Alvaro Puertas	M45-49	 - ESP	00:37:34	03:19:45	01:55:59	06:01:39	1928.3

131.- Redlava Team (1,904.0 points)

Start #	Athlete	AG	Country				Time	AGR
1	187 Alexandra Voskresenskaya	F40-44	 - NEU	00:38:20	03:51:23	02:05:56	06:43:19	1904.0

132.- 3Md (1,901.3 points)

Start #	Athlete	AG	Country				Time	AGR
1	177 Stefan Stremersch	M50-54	 - BEL	00:37:35	03:26:37	01:40:32	05:57:17	1901.3

133.- Atc Racing (1,893.2 points)

Age Groups - TriClub Results

Start #	Athlete	AG	Country				Time	AGR
1	626 Taissir Chouman	M50-54	 - USA	00:40:01	03:16:02	01:52:35	05:57:44	1893.2

134.- Compex (1,862.9 points)

Start #	Athlete	AG	Country				Time	AGR
1	152 Didier Carrieu	M50-54	 - FRA	00:31:30	03:11:55	02:05:54	05:59:25	1862.9

135.- Team Nft (1,856.3 points)

Start #	Athlete	AG	Country				Time	AGR
1	585 Mathew Morris	M40-44	 - GBR	00:40:26	03:22:49	01:47:44	06:00:39	1856.3

136.- Hvidovre Triathlon Club (1,845.8 points)

Start #	Athlete	AG	Country				Time	AGR
1	316 Daniel Vistisen	M35-39	 - DNK	00:41:49	03:23:10	01:49:55	06:03:57	1845.8

137.- Tri20 Triathlon Club (1,841.3 points)

Start #	Athlete	AG	Country				Time	AGR
1	683 Philip Scott	M45-49	 - GBR	00:40:54	03:18:36	01:57:50	06:06:29	1841.3

137.- Maidstone Harriers Tri Club (1,841.3 points)

Start #	Athlete	AG	Country				Time	AGR
1	730 John Donoghue	M55-59	 - GBR	00:42:25	03:28:30	02:08:53	06:31:56	1841.3

139.- Port Talbot Harriers Ac (1,832.6 points)

Start #	Athlete	AG	Country				Time	AGR
1	654 Nathan Morgan	M30-34	 - GBR	00:40:47	03:34:14	01:38:35	06:03:48	1832.6

140.- Amis Triathletes De Casablanca (1,803.8 points)

Start #	Athlete	AG	Country				Time	AGR
1	746 Samir Errachidi	M45-49	 - MAR	00:39:02	03:24:01	01:55:36	06:08:34	1803.8

141.- Sv Gladbeck 13 (1,781.9 points)

Start #	Athlete	AG	Country				Time	AGR
1	761 Michael Walter	M55-59	 - DEU	00:36:09	03:28:40	02:20:35	06:35:14	1781.9

142.- Triathlon Club Together (1,740.8 points)

Start #	Athlete	AG	Country				Time	AGR
1	301 Tobias Kaymak	M35-39	 - DEU	00:40:25	03:15:03	02:01:00	06:09:47	1740.8

143.- Club Triatlón Petrer (1,729.7 points)

Start #	Athlete	AG	Country				Time	AGR
1	797 Juan Antonio Mateo Belmonte	M45-49	 - ESP	00:33:18	03:21:46	02:04:31	06:12:41	1729.7

144.- Inkansables (1,703.6 points)

Start #	Athlete	AG	Country				Time	AGR
1	351 Marco Lari	M45-49	 - PER	00:39:08	03:35:37	01:48:59	06:14:08	1703.6

Age Groups - TriClub Results

145.- Järfälla Triathlon (1,685.9 points)

Start #	Athlete	AG	Country				Time	AGR
1 719	Robert Trouin	M45-49	 - SWE	00:37:54	03:15:05	02:10:50	06:15:07	1685.9

146.- Be-Fast (1,675.4 points)

Start #	Athlete	AG	Country				Time	AGR
1 1219	Ortwin De Witte	M50-54	 - BEL	00:41:00	03:11:43	02:05:44	06:09:50	1675.4

147.- Suricastrotriathlon team (1,647.2 points)

Start #	Athlete	AG	Country				Time	AGR
1 904	Alvaro Diaz Lagarda	M45-49	 - ESP	00:41:09	03:09:52	02:14:12	06:17:16	1647.2

148.- Triathlon Team Les3Sports (1,638.5 points)

Start #	Athlete	AG	Country				Time	AGR
1 897	Louis Villain	M45-49	 - FRA	00:38:21	03:18:43	02:09:53	06:17:45	1638.5

149.- Ful-On Tri (1,603.1 points)

Start #	Athlete	AG	Country				Time	AGR
1 565	Carolina Lanza	F40-44	 - ESP	00:38:22	04:12:14	01:56:32	07:00:02	1603.1

150.- 80/20 Endurance (1,596.2 points)

Start #	Athlete	AG	Country				Time	AGR
1 398	Richard Wait	M40-44	 - GBR	00:45:04	03:17:00	02:03:35	06:15:06	1596.2

151.- Retiro Triatlon (1,531.4 points)

Start #	Athlete	AG	Country				Time	AGR
1 640	Manuel Montero Gironella	M35-39	 - ESP	00:33:02	03:22:30	02:15:47	06:21:25	1531.4

152.- Betri (1,524.2 points)

Start #	Athlete	AG	Country				Time	AGR
1 1189	Tomas Vida	M50-54	 - CZE	00:41:31	03:19:27	02:05:44	06:18:14	1524.2

153.- Ironland (1,520.9 points)

Start #	Athlete	AG	Country				Time	AGR
1 793	Alberto Martinez Paramio	M30-34	 - ESP	00:39:37	03:30:12	01:58:24	06:21:07	1520.9

154.- Trityc (1,489.1 points)

Start #	Athlete	AG	Country				Time	AGR
1 1054	Nicolas Saunier	M45-49	 - FRA	00:36:30	03:16:20	02:21:57	06:26:03	1489.1

155.- Fc St. Pauli Triathlon (1,486.1 points)

Start #	Athlete	AG	Country				Time	AGR
1 768	Christian Thiele	M50-54	 - DEU	00:40:34	03:33:52	01:52:48	06:20:21	1486.1

156.- Cts (1,467.2 points)

Age Groups - TriClub Results

Start #	Athlete	AG	Country				Time	AGR
1 1200	Pawel Rogowicz	M40-44	 - POL	00:41:37	03:18:26	02:14:04	06:22:16	1467.2

157.- Tri Coaching Finland (1,443.8 points)

Start #	Athlete	AG	Country				Time	AGR
1 352	Jani Ansaharju	M45-49	 - FIN	00:38:23	03:27:10	02:15:31	06:28:34	1443.8

158.- Havering Tri (1,349.6 points)

Start #	Athlete	AG	Country				Time	AGR
1 527	Louis Le Roux	M40-44	 - GBR	00:38:10	03:41:59	01:52:53	06:28:48	1349.6

159.- Saudi Tri Community (1,346.0 points)

Start #	Athlete	AG	Country				Time	AGR
1 101	Dina Altayeb	F50-54	 - SAU	00:49:33	04:08:33	02:27:06	07:37:01	1346.0

160.- Triatlon Pedregalejo (1,339.4 points)

Start #	Athlete	AG	Country				Time	AGR
1 1185	Antonio Camaño Mesa	M40-44	 - ESP	00:45:33	03:44:38	01:48:16	06:29:22	1339.4

161.- Salisbury Tri Club (1,338.2 points)

Start #	Athlete	AG	Country				Time	AGR
1 538	Robin Wilkins	M50-54	 - GBR	00:38:05	03:12:02	02:30:29	06:28:34	1338.2

162.- At Cerdanyola (1,246.7 points)

Start #	Athlete	AG	Country				Time	AGR
1 915	Xavi López Celeiro	M45-49	 - ESP	00:40:09	03:44:04	02:05:34	06:39:31	1246.7

163.- Manx Tri Club (1,226.9 points)

Start #	Athlete	AG	Country				Time	AGR
1 396	Quintin Van Dyk	M40-44	 - IMN	00:34:06	03:38:26	02:15:07	06:35:37	1226.9

164.- Ayrodynamic Triathlon Club (1,209.2 points)

Start #	Athlete	AG	Country				Time	AGR
1 679	Rob Woodhouse	M55-59	 - GBR	00:24:56	03:49:10	02:43:00	07:07:03	1209.2

165.- Triexpert Milt Racing Team (1,181.9 points)

Start #	Athlete	AG	Country				Time	AGR
1 434	Jaromir Santrucek	M40-44	 - CZE	00:45:24	03:40:37	02:02:21	06:38:07	1181.9

166.- Saint Grégoire Triathlon (1,079.0 points)

Start #	Athlete	AG	Country				Time	AGR
1 405	Pierre Debord	M35-39	 - FRA	00:44:57	03:40:58	02:11:41	06:46:33	1079.0

167.- Triathlon Cremona Stradivari (1,013.6 points)

Start #	Athlete	AG	Country				Time	AGR
1 933	Massimo Ghezzi	M50-54	 - ITA	00:42:36	03:20:40	02:33:41	06:46:36	1013.6

Age Groups - TriClub Results

168.- Rullezteam (979.7 points)

Start #	Athlete	AG	Country				Time	AGR
1 580	Vladimir Lasenko	M35-39	 - ESP	00:41:59	03:48:10	02:12:58	06:52:04	979.7

169.- Justtri (Ru) (926.0 points)

Start #	Athlete	AG	Country				Time	AGR
1 318	Aleksandra Azarina	F30-34	 - ESP	00:43:49	03:51:53	02:31:47	07:17:35	926.0

170.- Willtri Ry (903.2 points)

Start #	Athlete	AG	Country				Time	AGR
1 769	Ville Joskitt	M45-49	 - FIN	00:42:50	03:47:13	02:15:48	06:58:36	903.2

171.- Wellington Triathlon Club (Nz) (854.0 points)

Start #	Athlete	AG	Country				Time	AGR
1 541	Ben Isaacs	M30-34	 - NZL	00:35:10	03:40:02	02:32:57	06:58:10	854.0

172.- Invictus Triathlon Club (Wigan) (833.3 points)

Start #	Athlete	AG	Country				Time	AGR
1 1222	Scott Bennett	M40-44	 - GBR	00:41:44	03:26:59	02:33:38	06:57:29	833.3

173.- Us Palaiseau Triathlon (723.5 points)

Start #	Athlete	AG	Country				Time	AGR
1 837	Florian Ghiglione	M40-44	 - FRA	00:40:37	03:36:20	02:38:52	07:03:35	723.5

174.- O2Max Triathlon (700.0 points)

Start #	Athlete	AG	Country				Time	AGR
1 432	Torsak Rodpingsangkaha	M40-44	 - THA	00:41:15	03:56:41	02:23:03	07:14:20	700.0

174.- Fingal Tri Club (700.0 points)

Start #	Athlete	AG	Country				Time	AGR
1 1075	Michael Travers	M40-44	 - IRL	00:44:56	03:58:05	02:36:31	07:35:18	700.0

174.- No1 Fitness Team (700.0 points)

Start #	Athlete	AG	Country				Time	AGR
1 800	Aaron Mac Hale	M45-49	 - IRL	00:51:17	04:05:57	02:27:27	07:43:08	700.0

174.- Ironjuan Team (700.0 points)

Start #	Athlete	AG	Country				Time	AGR
1 394	Dustin Smith	M45-49	 - USA	00:44:03	04:09:02	02:41:42	07:49:02	700.0

174.- One2Tri Team (700.0 points)

Start #	Athlete	AG	Country				Time	AGR
1 722	David Gonzalez Rueda	M50-54	 - ESP	00:41:14	04:11:40	02:47:15	07:57:07	700.0