

# 2014-2015 8 & UNDER MEMBERSHIP REPORT



## TABLE OF CONTENTS

Background .....	Page 1
National Analysis .....	Page 2
Alaska Analysis .....	Pages 3-4
2 and 2 Challenge .....	Pages 5-6
Alaska's 2014-15 Association Performance .....	Page 7
Local Association Analysis .....	Pages 8-15
Program Services Contact for Affiliate .....	Kevin Erlenbach (719) 538-1119/ <a href="mailto:kevine@usahockey.org">kevine@usahockey.org</a>





This report focuses on the foundation of USA Hockey’s player base – the 8 & under age category. It examines the entry-level age group both at the National and Affiliate level for the past five seasons, as well as the past three seasons at the association level. The objective is to help all levels of USA Hockey’s structure understand their past performance and create achievable growth goals for the 2015-16 season.

Recently, concentrated growth efforts in the 8 & under age category have produced positive results:

- 8 & under participation saw an increase for the second year in a row and four out of the last five seasons.
- During the 2014-15 season there were 105,925 players; the 2<sup>nd</sup> highest total in USA Hockey history.

To continue increasing participation, USA Hockey’s efforts remain focused on these key initiatives:

- Attracting new players each season
- Retaining players from one season to the next

By increasing the number of players at the 8 & under age level, associations are positively impacting growth at the older age levels. The table below demonstrates that recent growth at the 8 & under age level is improving the larger 9 to 14 age groups, thus supplementing long-term growth.

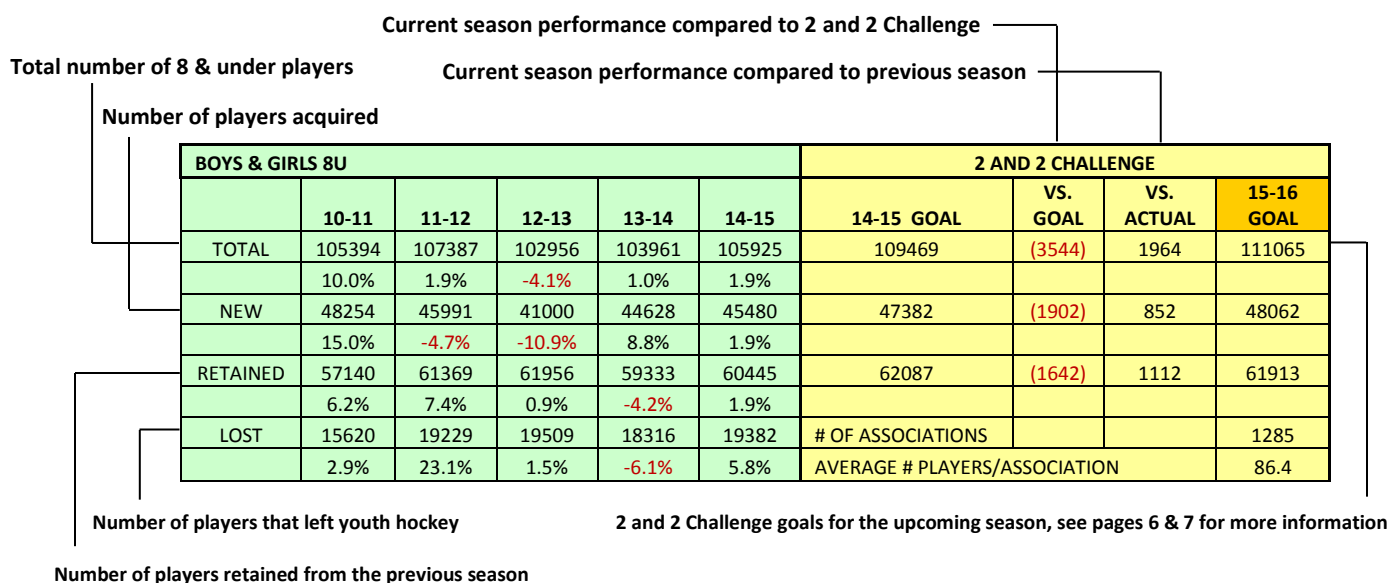
### TOTAL BOYS & GIRLS HOCKEY PARTICIPATION: AGES 9 THROUGH 14

	2010-11	2011-12	2012-13	2013-14	2014-15
<b>Participants</b>	171,826	174,884	175,867	177,906	181,107
<b>% increase</b>	1.7%	1.8%	0.6%	1.2%	1.8%

Putting growth initiatives into action requires a coordinated effort between USA Hockey national staff and local youth hockey volunteers. In an effort to work more closely with local associations, USA Hockey has instituted the 2 and 2 Challenge. The 2 and 2 Challenge, further explained on page 5, is a comprehensive program that utilizes existing national growth programs, resources, and tools to help youth hockey leaders grow participation with their local associations. To achieve these growth goals, the 2 and 2 Challenge asks participating associations to add two new players and retain two additional players than the previous season’s total.

Combining established growth initiatives with USA Hockey’s American Development Model will ensure greater skill development and increased participation.

## HOW TO READ THE DATA CHARTS IN THIS REPORT





## 2014-15 KEY TAKEAWAYS—NATIONAL

### Total

- In 2014-15, the total number of players ages 8 & under increased by 1,964 (1.9%) to 105,925.
- With this increase, the 2014-15 season represents the 2nd largest total of players at the 8 & under level in USA Hockey history.

### Acquisition

- New players increased from 44,628 to 45,480 in 2014-15, an addition of 852 (1.9%).
- This is the second consecutive season of growth in new players.

### Retention

- Retained players increased by 1,112 (1.9%) to a total of 60,445.

### NATIONAL BOYS AND GIRLS 8U

	10-11	11-12	12-13	13-14	14-15
<b>TOTAL</b>	105394	107387	102956	103961	105925
<b>%</b>	10.0%	1.9%	-4.1%	1.0%	1.9%
<b>NEW</b>	48254	45991	41000	44628	45480
<b>%</b>	15.0%	-4.7%	-10.9%	8.8%	1.9%
<b>RETAINED</b>	57140	61396	61956	59333	60445
<b>%</b>	6.2%	7.4%	0.9%	-4.2%	1.9%
<b>LOST</b>	15620	19229	19509	18316	19382
<b>%</b>	2.9%	23.1%	1.5%	-6.1%	5.8%

### NATIONAL BOYS 8U

	10-11	11-12	12-13	13-14	14-15
<b>TOTAL</b>	89907	91199	87805	88168	89386
<b>%</b>	9.7%	1.4%	-3.7%	0.4%	1.4%
<b>NEW</b>	40058	37875	33917	36744	37184
<b>%</b>	15.0%	-5.4%	-10.5%	8.3%	1.2%
<b>RETAINED</b>	49849	53324	53888	51424	52202
<b>%</b>	5.7%	7.0%	1.1%	-4.6%	1.5%
<b>LOST</b>	12350	15149	15308	14559	15304
<b>%</b>	3.5%	22.7%	1.0%	-4.9%	5.1%

### NATIONAL GIRLS 8U

	10-11	11-12	12-13	13-14	14-15
<b>TOTAL</b>	15487	16188	15152	15794	16539
<b>%</b>	-1.9%	4.5%	-6.4%	4.2%	4.7%
<b>NEW</b>	8197	8116	7085	7887	8299
<b>%</b>	3.9%	-1.0%	-12.7%	11.3%	5.2%
<b>RETAINED</b>	7290	8072	8067	7907	8240
<b>%</b>	-7.8%	10.7%	-0.1%	-2.0%	4.2%
<b>LOST</b>	3272	4081	4201	3759	4082
<b>%</b>	-13.0%	24.7%	2.9%	-10.5%	8.6%



## 2014-15 KEY TAKEAWAYS—ALASKA

### Total

- The total number of players ages 8 & under in Alaska increased by 171 (10.4%) to 1,819.
- This marks the peak total of players for the last 5 seasons.

### Acquisition

- New players increased by 155 (22.4%) to 847.
- This is the second consecutive season Alaska has seen growth in new players.

### Retention

- Retained players increased by 16 (1.7%) from 2013-14 to 972.
- This is the fourth consecutive season of growth in retention.

### ALASKA BOYS AND GIRLS 8U

	10-11	11-12	12-13	13-14	14-15
<b>TOTAL</b>	1575	1617	1604	1648	1819
%	4.7%	2.7%	-0.8%	2.7%	10.4%
<b>NEW</b>	717	705	672	692	847
%	11.5%	-1.7%	-4.7%	3.0%	22.4%
<b>RETAINED</b>	858	912	932	956	972
%	-0.3%	6.3%	2.2%	2.6%	1.7%
<b>LOST</b>	313	369	381	353	386
%	3.3%	17.9%	3.3%	-7.3%	9.3%

### ALASKA BOYS 8U

	10-11	11-12	12-13	13-14	14-15
<b>TOTAL</b>	1269	1326	1316	1324	1443
%	3.9%	4.5%	-0.8%	0.6%	9.0%
<b>NEW</b>	556	569	518	539	654
%	9.0%	2.3%	-9.0%	4.1%	21.3%
<b>RETAINED</b>	713	757	798	785	789
%	0.3%	6.2%	5.4%	-1.6%	0.5%
<b>LOST</b>	238	263	290	274	293
%	-0.8%	10.5%	10.3%	-5.5%	6.9%

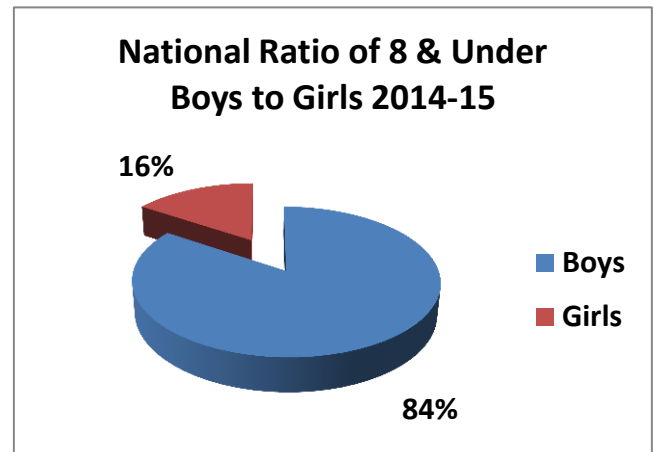
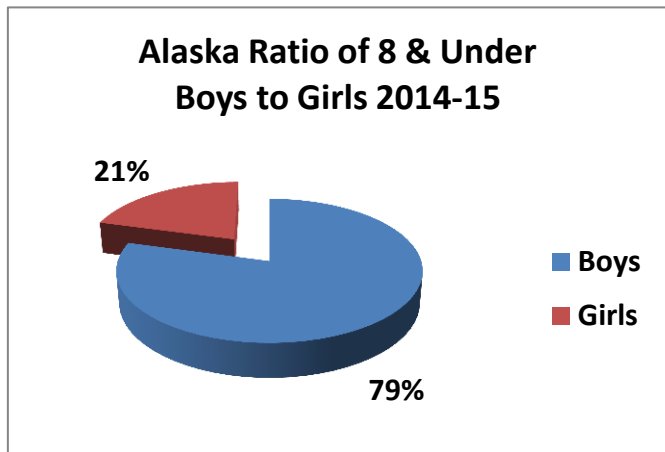
### ALASKA GIRLS 8U

	10-11	11-12	12-13	13-14	14-15
<b>TOTAL</b>	306	291	288	324	376
%	8.1%	-4.9%	-1.0%	12.5%	16.0%
<b>NEW</b>	161	136	154	153	193
%	21.1%	-15.5%	13.2%	-0.6%	26.1%
<b>RETAINED</b>	145	155	134	171	183
%	-3.3%	6.9%	-13.5%	27.6%	7.0%
<b>LOST</b>	75	106	91	79	93
%	19.0%	41.3%	-14.2%	-13.2%	17.7%

## RATIO OF BOYS TO GIRLS—8 & UNDERS

**Alaska:** Boys represented 79% of all 8 & under youth hockey participants, while girls represented 21%.

**National:** Boys represented 84% of all 8 & under youth hockey participants, while girls represented 16%.



## RETENTION INCREASES WITH AGE

Youth hockey retention increases with both age and seasons accrued. While retention rates increase from 10 & under on up, the overall growth of hockey relies on acquiring more 8 & under players.

Alaska's retention results for 2014-15 by age segment:

- 45.4% of all 4 Year Olds returned as 5 Year Olds
- 57.9% of all 5 Year Olds returned as 6 Year Olds
- 72.9% of all 6 Year Olds returned as 7 Year Olds
- 76.1% of all 7 Year Olds returned as 8 Year Olds
- 83.7% of all 10 & Under returned in 2014-15
- 90.3% of all 12 & Under returned in 2014-15
- 92.7% of all 14 & Under returned in 2014-15

National Average 37.4%  
 National Average 55.2%  
 National Average 70.1%  
 National Average 77.2%

National Average 86.0%  
 National Average 91.6%  
 National Average 94.5%



## 2 AND 2 CHALLENGE

The 2 and 2 Challenge is a comprehensive growth program for local associations. It is a blueprint that guides youth hockey leadership through national programs and tools to reach their growth goals of acquiring two new players and retaining two additional players than the previous season’s total.

To complete the 2 and 2 Challenge, associations utilize three programs that drive growth – **Retention**, **Acquisition** & **Conversion**.

### **RETENTION**—*Welcome Back Week* September 14<sup>th</sup> - 20<sup>th</sup>

Reaching out with a personal invitation to return to youth hockey is crucial. For this program, associations coordinate phone calls inviting families back to youth hockey.



### **ACQUISITION**—*Try Hockey For Free Days* November 7<sup>th</sup> & February 20<sup>th</sup>

Try Hockey events provide associations the opportunity to attract new families to the rink. Last season over 25,000 kids were introduced to youth hockey through this program.



### **CONVERSION**—*Transition Program*

Children that sample youth hockey don’t always become new hockey players. A low-cost, low-commitment program to easily transition families from trying hockey to participating in youth hockey programs will significantly increase the likelihood of adding more players. Examples of how this can be achieved is offering a Learn-to-Play program or mixing prospective players into existing beginner programs.



By taking advantage of these national programs, participating associations will be nationally recognized as achieving the 2 and 2 Challenge and be rewarded for their efforts.

To learn more and to accept the 2 and 2 Challenge, visit [www.2and2Challenge.com](http://www.2and2Challenge.com) or call (719) 538-1124.





## 2 AND 2 CHALLENGE GOALS

### ASSOCIATION

The 2 and 2 Challenge goals for every association are to add two new players and retain two additional players than the previous season's 8 & under player total.

Below is an example of an association that achieved their 2 and 2 Challenge goals from this past season and their new goals for 2015-16:

Previous three seasons results				2 and 2 Challenge results and goals			
BOYS & GIRLS_8 & UNDER				2 AND 2 CHALLENGE			
	12-13	13-14	14-15	14-15 GOAL	VS. GOAL	VS. ACTUAL	15-16 GOAL
TOTAL	71	64	79	68	11	15	83
NEW	37	32	42	34	8	10	44
RETAINED	34	32	37	34	3	5	39
LOST	23	25	15				

If the 2 and 2 Challenge goals are achieved again in 2015-16, this program will enjoy a 5.1% increase.

- **TOTAL:** 44 new + 39 retained = 83 total players
- **NEW:** 42 + 2 = 44 new players
- **RETAINED:** 37 + 2 = 39 retained players

### ALASKA

ALASKA	2014-15 GOAL	2014-15 ACTUAL	2015-16 GOAL
TOTAL	1,740	1,819	1,907
NEW	738	847	891
RETAINED	1,002	972	1,016

Based on 22 associations that registered 5 players or more, the 2015-16 goals are:

- **TOTAL:** 1,819 + 88 = **1,907 (4.8%)**
- **NEW:** 847 + 44 = **891 (5.2%)**
- **RETAINED:** 972 + 44 = **1,016 (4.5%)**

### NATIONAL

NATIONAL	2014-15 GOAL	2014-15 ACTUAL	2015-16 GOAL
TOTAL	109,469	105,925	111,065
NEW	47,382	45,480	48,050
RETAINED	62,087	60,445	63,015

Based on 1,285 associations that registered 5 players or more, the 2015-16 goals are:

- **TOTAL:** 105,925 + 5,140 = **111,065 (4.9%)**
- **NEW:** 45,480 + 2,570 = **48,050 (5.7%)**
- **RETAINED:** 60,445 + 2,570 = **63,015 (4.3%)**



## ASSOCIATIONS ACCOMPLISHING THEIR 2 AND 2 CHALLENGE GOALS

While many associations experienced growth, only Gomez Hockey Foundation and Homer Hockey Association successfully met their 2 and 2 Challenge goals of growing by two for both new and retained players.

### ALASKA'S 2014-15 ASSOCIATION PERFORMANCE

<u>Association</u>	<u>Net Growth</u>
1. Gomez Hockey Foundation	+50
2. Delta Hockey Association	+31
3. Homer Hockey Association	+28
4. Alaska All Stars Hockey Association	+18
5. Fairbanks Amateur Hockey Association	+6
6. Mat-Su Amateur Hockey Association	+5
7. Nikiski Youth Hockey/North Pen Rec	+5
8. Kenny Lake School	+4
9. Tok Hockey Association	+4
10. Juneau Douglas Ice Association	+2
11. Panther Hockey Association	+2
12. Alaska Icebreakers Girls Hockey Association	0
13. Northern Alaska Hockey Association	-1
14. Healy Hockey Association	-4
15. Anchorage Hockey Association	-6
16. Palmer Amateur Hockey Association	-6
17. Talkeetna Youth Hockey Association	-8
18. Wasilla Outdoor Youth Hockey Association	-10
19. Kenai Peninsula Hockey Association	-18
20. Mustang Hockey Association	-21
21. Big Lake Amateur Hockey Association	-34
22. South Anchorage Hockey Association	-44





AKH0001 ALASKA ALL STARS HOCKEY ASSOCIATION

BOYS & GIRLS_8 & UNDER				2 AND 2 CHALLENGE			
	12-13	13-14	14-15	14-15 GOAL	VS. GOAL	VS. ACTUAL	15-16 GOAL
TOTAL	69	99	117	103	14	18	121
NEW	68	60	54	62	(8)	(6)	56
RETAINED	1	39	63	41	22	24	65
LOST	0	14	17				

BOYS_8 & UNDER				GIRLS_8 & UNDER			
	12-13	13-14	14-15		12-13	13-14	14-15
TOTAL	66	80	87	TOTAL	3	19	30
NEW	65	43	39	NEW	3	17	15
RETAINED	1	37	48	RETAINED	0	2	15
LOST	0	14	14	LOST	0	0	3
RATIO BOYS TO GIRLS			74.4%				25.6%

AKH0052 ALASKA ICEBREAKERS GIRLS HOCKEY ASSOCIATION

BOYS & GIRLS_8 & UNDER				2 AND 2 CHALLENGE			
	12-13	13-14	14-15	14-15 GOAL	VS. GOAL	VS. ACTUAL	15-16 GOAL
TOTAL	11	12	12	16	(4)	0	16
NEW	5	11	9	13	(4)	(2)	11
RETAINED	6	1	3	3	0	2	5
LOST	3	1	4				

BOYS_8 & UNDER				GIRLS_8 & UNDER			
	12-13	13-14	14-15		12-13	13-14	14-15
TOTAL	0	0	0	TOTAL	11	12	12
NEW	0	0	0	NEW	5	11	9
RETAINED	0	0	0	RETAINED	6	1	3
LOST	0	0	0	LOST	3	1	4
RATIO BOYS TO GIRLS			0.0%				100.0%

AKH0011 ANCHORAGE HOCKEY ASSOCIATION

BOYS & GIRLS_8 & UNDER				2 AND 2 CHALLENGE			
	12-13	13-14	14-15	14-15 GOAL	VS. GOAL	VS. ACTUAL	15-16 GOAL
TOTAL	220	173	167	177	(10)	(6)	171
NEW	100	55	87	57	30	32	89
RETAINED	120	118	80	120	(40)	(38)	82
LOST	59	65	52				

BOYS_8 & UNDER				GIRLS_8 & UNDER			
	12-13	13-14	14-15		12-13	13-14	14-15
TOTAL	174	142	140	TOTAL	46	31	27
NEW	72	47	75	NEW	28	8	12
RETAINED	102	95	65	RETAINED	18	23	15
LOST	49	52	41	LOST	10	13	11
RATIO BOYS TO GIRLS			83.8%				16.2%



AKH0039 BIG LAKE AMATEUR HOCKEY ASSOCIATION

BOYS & GIRLS_8 & UNDER				2 AND 2 CHALLENGE			
	12-13	13-14	14-15	14-15 GOAL	VS. GOAL	VS. ACTUAL	15-16 GOAL
TOTAL	56	51	17	55	(38)	(34)	21
NEW	29	26	8	28	(20)	(18)	10
RETAINED	27	25	9	27	(18)	(16)	11
LOST	16	17	32				

BOYS_8 & UNDER				GIRLS_8 & UNDER			
	12-13	13-14	14-15		12-13	13-14	14-15
TOTAL	43	39	14	TOTAL	13	12	3
NEW	19	19	8	NEW	10	7	0
RETAINED	24	20	6	RETAINED	3	5	3
LOST	11	12	26	LOST	5	5	6
RATIO BOYS TO GIRLS			82.4%				17.6%

AKH0003 DELTA HOCKEY ASSOCIATION

BOYS & GIRLS_8 & UNDER				2 AND 2 CHALLENGE			
	12-13	13-14	14-15	14-15 GOAL	VS. GOAL	VS. ACTUAL	15-16 GOAL
TOTAL	0	0	31	4	27	31	35
NEW	0	0	19	2	17	19	21
RETAINED	0	0	12	2	10	12	14
LOST	0	0	0				

BOYS_8 & UNDER				GIRLS_8 & UNDER			
	12-13	13-14	14-15		12-13	13-14	14-15
TOTAL	0	0	22	TOTAL	0	0	9
NEW	0	0	13	NEW	0	0	6
RETAINED	0	0	9	RETAINED	0	0	3
LOST	0	0	0	LOST	0	0	0
RATIO BOYS TO GIRLS			71.0%				29.0%

AKH0038 FAIRBANKS AMATEUR HOCKEY ASSOCIATION

BOYS & GIRLS_8 & UNDER				2 AND 2 CHALLENGE			
	12-13	13-14	14-15	14-15 GOAL	VS. GOAL	VS. ACTUAL	15-16 GOAL
TOTAL	87	147	153	151	2	6	157
NEW	57	89	78	91	(13)	(11)	80
RETAINED	30	58	75	60	15	17	77
LOST	75	43	47				

BOYS_8 & UNDER				GIRLS_8 & UNDER			
	12-13	13-14	14-15		12-13	13-14	14-15
TOTAL	67	119	122	TOTAL	20	28	31
NEW	43	71	61	NEW	14	18	17
RETAINED	24	48	61	RETAINED	6	10	14
LOST	62	31	35	LOST	13	12	12
RATIO BOYS TO GIRLS			79.7%				20.3%



AKH0069 GOMEZ HOCKEY FOUNDATION

BOYS & GIRLS_8 & UNDER				2 AND 2 CHALLENGE			
	12-13	13-14	14-15	14-15 GOAL	VS. GOAL	VS. ACTUAL	15-16 GOAL
TOTAL	0	41	91	45	46	50	95
NEW	0	40	69	42	27	29	71
RETAINED	0	1	22	3	19	21	24
LOST	0	0	8				

BOYS_8 & UNDER				GIRLS_8 & UNDER			
	12-13	13-14	14-15		12-13	13-14	14-15
TOTAL	0	36	73	TOTAL	0	5	18
NEW	0	35	53	NEW	0	5	16
RETAINED	0	1	20	RETAINED	0	0	2
LOST	0	0	6	LOST	0	0	2
RATIO BOYS TO GIRLS			80.2%				19.8%

AKH0017 HEALY HOCKEY ASSOCIATION

BOYS & GIRLS_8 & UNDER				2 AND 2 CHALLENGE			
	12-13	13-14	14-15	14-15 GOAL	VS. GOAL	VS. ACTUAL	15-16 GOAL
TOTAL	25	22	18	26	(8)	(4)	22
NEW	13	6	7	8	(1)	1	9
RETAINED	12	16	11	18	(7)	(5)	13
LOST	3	5	6				

BOYS_8 & UNDER				GIRLS_8 & UNDER			
	12-13	13-14	14-15		12-13	13-14	14-15
TOTAL	21	19	14	TOTAL	4	3	4
NEW	11	5	4	NEW	2	1	3
RETAINED	10	14	10	RETAINED	2	2	1
LOST	3	2	6	LOST	0	3	0
RATIO BOYS TO GIRLS			77.8%				22.2%

AKH0057 HOMER HOCKEY ASSOCIATION

BOYS & GIRLS_8 & UNDER				2 AND 2 CHALLENGE			
	12-13	13-14	14-15	14-15 GOAL	VS. GOAL	VS. ACTUAL	15-16 GOAL
TOTAL	46	32	60	36	24	28	64
NEW	20	17	40	19	21	23	42
RETAINED	26	15	20	17	3	5	22
LOST	30	21	10				

BOYS_8 & UNDER				GIRLS_8 & UNDER			
	12-13	13-14	14-15		12-13	13-14	14-15
TOTAL	33	26	42	TOTAL	13	6	18
NEW	15	15	25	NEW	5	2	15
RETAINED	18	11	17	RETAINED	8	4	3
LOST	18	14	8	LOST	12	7	2
RATIO BOYS TO GIRLS			70.0%				30.0%



AKH0028 JUNEAU DOUGLAS ICE ASSOCIATION

BOYS & GIRLS_8 & UNDER				2 AND 2 CHALLENGE			
	12-13	13-14	14-15	14-15 GOAL	VS. GOAL	VS. ACTUAL	15-16 GOAL
TOTAL	69	71	73	75	(2)	2	77
NEW	26	35	32	37	(5)	(3)	34
RETAINED	43	36	41	38	3	5	43
LOST	16	11	12				

BOYS_8 & UNDER				GIRLS_8 & UNDER			
	12-13	13-14	14-15		12-13	13-14	14-15
TOTAL	63	60	63	TOTAL	6	11	10
NEW	24	27	26	NEW	2	8	6
RETAINED	39	33	37	RETAINED	4	3	4
LOST	14	9	8	LOST	2	2	4
RATIO BOYS TO GIRLS			86.3%				13.7%

AKH0010 KENAI PENINSULA HOCKEY ASSOCIATION

BOYS & GIRLS_8 & UNDER				2 AND 2 CHALLENGE			
	12-13	13-14	14-15	14-15 GOAL	VS. GOAL	VS. ACTUAL	15-16 GOAL
TOTAL	112	121	103	125	(22)	(18)	107
NEW	44	61	28	63	(35)	(33)	30
RETAINED	68	60	75	62	13	15	77
LOST	28	27	31				

BOYS_8 & UNDER				GIRLS_8 & UNDER			
	12-13	13-14	14-15		12-13	13-14	14-15
TOTAL	92	98	81	TOTAL	20	23	22
NEW	34	49	18	NEW	10	12	10
RETAINED	58	49	63	RETAINED	10	11	12
LOST	24	19	23	LOST	4	8	8
RATIO BOYS TO GIRLS			78.6%				21.4%

AKH0018 KENNY LAKE SCHOOL

BOYS & GIRLS_8 & UNDER				2 AND 2 CHALLENGE			
	12-13	13-14	14-15	14-15 GOAL	VS. GOAL	VS. ACTUAL	15-16 GOAL
TOTAL	17	5	9	9	0	4	13
NEW	10	2	7	4	3	5	9
RETAINED	7	3	2	5	(3)	(1)	4
LOST	3	5	2				

BOYS_8 & UNDER				GIRLS_8 & UNDER			
	12-13	13-14	14-15		12-13	13-14	14-15
TOTAL	15	5	6	TOTAL	2	0	3
NEW	8	2	4	NEW	2	0	3
RETAINED	7	3	2	RETAINED	0	0	0
LOST	0	4	2	LOST	3	1	0
RATIO BOYS TO GIRLS			66.7%				33.3%



AKH0034 MAT-SU AMATEUR HOCKEY ASSOCIATION

BOYS & GIRLS_8 & UNDER				2 AND 2 CHALLENGE			
	12-13	13-14	14-15	14-15 GOAL	VS. GOAL	VS. ACTUAL	15-16 GOAL
TOTAL	83	85	90	89	1	5	94
NEW	22	39	39	41	(2)	0	41
RETAINED	61	46	51	48	3	5	53
LOST	30	14	11				

BOYS_8 & UNDER				GIRLS_8 & UNDER			
	12-13	13-14	14-15		12-13	13-14	14-15
TOTAL	63	70	77	TOTAL	20	15	13
NEW	17	33	33	NEW	5	6	6
RETAINED	46	37	44	RETAINED	15	9	7
LOST	23	10	11	LOST	7	4	0
RATIO BOYS TO GIRLS			85.6%				14.4%

AKH0006 MUSTANG HOCKEY ASSOCIATION

BOYS & GIRLS_8 & UNDER				2 AND 2 CHALLENGE			
	12-13	13-14	14-15	14-15 GOAL	VS. GOAL	VS. ACTUAL	15-16 GOAL
TOTAL	95	97	76	101	(25)	(21)	80
NEW	34	45	25	47	(22)	(20)	27
RETAINED	61	52	51	54	(3)	(1)	53
LOST	15	16	25				

BOYS_8 & UNDER				GIRLS_8 & UNDER			
	12-13	13-14	14-15		12-13	13-14	14-15
TOTAL	82	83	63	TOTAL	13	14	13
NEW	27	37	19	NEW	7	8	6
RETAINED	55	46	44	RETAINED	6	6	7
LOST	13	12	22	LOST	2	4	3
RATIO BOYS TO GIRLS			82.9%				17.1%

AKH0063 NIKISKI YOUTH HOCKEY/NORTH PEN REC

BOYS & GIRLS_8 & UNDER				2 AND 2 CHALLENGE			
	12-13	13-14	14-15	14-15 GOAL	VS. GOAL	VS. ACTUAL	15-16 GOAL
TOTAL	0	0	5	4	1	5	9
NEW	0	0	5	2	3	5	7
RETAINED	0	0	0	2	(2)	0	2
LOST	0	0	0				

BOYS_8 & UNDER				GIRLS_8 & UNDER			
	12-13	13-14	14-15		12-13	13-14	14-15
TOTAL	0	0	5	TOTAL	0	0	0
NEW	0	0	5	NEW	0	0	0
RETAINED	0	0	0	RETAINED	0	0	0
LOST	0	0	0	LOST	0	0	0
RATIO BOYS TO GIRLS			100.0%				0.0%



AKH0007 NORTHERN ALASKA HOCKEY ASSOCIATION

BOYS & GIRLS_8 & UNDER				2 AND 2 CHALLENGE			
	12-13	13-14	14-15	14-15 GOAL	VS. GOAL	VS. ACTUAL	15-16 GOAL
TOTAL	195	198	197	202	(5)	(1)	201
NEW	77	76	79	78	1	3	81
RETAINED	118	122	118	124	(6)	(4)	120
LOST	43	47	49				

BOYS_8 & UNDER				GIRLS_8 & UNDER			
	12-13	13-14	14-15		12-13	13-14	14-15
TOTAL	169	159	165	TOTAL	26	39	32
NEW	62	54	66	NEW	15	22	13
RETAINED	107	105	99	RETAINED	11	17	19
LOST	33	38	30	LOST	10	9	19
RATIO BOYS TO GIRLS			83.8%				16.2%

AKH0033 PALMER AMATEUR HOCKEY ASSOCIATION

BOYS & GIRLS_8 & UNDER				2 AND 2 CHALLENGE			
	12-13	13-14	14-15	14-15 GOAL	VS. GOAL	VS. ACTUAL	15-16 GOAL
TOTAL	79	90	84	94	(10)	(6)	88
NEW	42	51	37	53	(16)	(14)	39
RETAINED	37	39	47	41	6	8	49
LOST	15	22	30				

BOYS_8 & UNDER				GIRLS_8 & UNDER			
	12-13	13-14	14-15		12-13	13-14	14-15
TOTAL	69	77	69	TOTAL	10	13	15
NEW	36	40	28	NEW	6	11	9
RETAINED	33	37	41	RETAINED	4	2	6
LOST	11	16	23	LOST	4	6	7
RATIO BOYS TO GIRLS			82.1%				17.9%

AKH0014 PANTHER HOCKEY ASSOCIATION

BOYS & GIRLS_8 & UNDER				2 AND 2 CHALLENGE			
	12-13	13-14	14-15	14-15 GOAL	VS. GOAL	VS. ACTUAL	15-16 GOAL
TOTAL	9	9	11	13	(2)	2	15
NEW	5	5	6	7	(1)	1	8
RETAINED	4	4	5	6	(1)	1	7
LOST	4	1	2				

BOYS_8 & UNDER				GIRLS_8 & UNDER			
	12-13	13-14	14-15		12-13	13-14	14-15
TOTAL	7	6	8	TOTAL	2	3	3
NEW	4	3	5	NEW	1	2	1
RETAINED	3	3	3	RETAINED	1	1	2
LOST	2	1	2	LOST	2	0	0
RATIO BOYS TO GIRLS			72.7%				27.3%



AKH0019 SOUTH ANCHORAGE HOCKEY ASSOCIATION

BOYS & GIRLS_8 & UNDER				2 AND 2 CHALLENGE			
	12-13	13-14	14-15	14-15 GOAL	VS. GOAL	VS. ACTUAL	15-16 GOAL
TOTAL	164	286	242	290	(48)	(44)	246
NEW	91	176	116	178	(62)	(60)	118
RETAINED	73	110	126	112	14	16	128
LOST	107	49	97				

BOYS_8 & UNDER				GIRLS_8 & UNDER			
	12-13	13-14	14-15		12-13	13-14	14-15
TOTAL	139	246	204	TOTAL	25	40	38
NEW	75	153	98	NEW	16	23	18
RETAINED	64	93	106	RETAINED	9	17	20
LOST	91	40	85	LOST	16	9	12
RATIO BOYS TO GIRLS			84.3%				15.7%

AKH0035 TALKEETNA YOUTH HOCKEY ASSOCIATION

BOYS & GIRLS_8 & UNDER				2 AND 2 CHALLENGE			
	12-13	13-14	14-15	14-15 GOAL	VS. GOAL	VS. ACTUAL	15-16 GOAL
TOTAL	13	21	12	25	(13)	(9)	16
NEW	6	12	6	14	(8)	(6)	8
RETAINED	7	9	6	11	(5)	(3)	8
LOST	4	2	10				

BOYS_8 & UNDER				GIRLS_8 & UNDER			
	12-13	13-14	14-15		12-13	13-14	14-15
TOTAL	9	13	6	TOTAL	4	8	6
NEW	3	7	4	NEW	3	5	2
RETAINED	6	6	2	RETAINED	1	3	4
LOST	4	1	6	LOST	0	1	4
RATIO BOYS TO GIRLS			50.0%				50.0%

AKH0055 TOK HOCKEY ASSOCIATION

BOYS & GIRLS_8 & UNDER				2 AND 2 CHALLENGE			
	12-13	13-14	14-15	14-15 GOAL	VS. GOAL	VS. ACTUAL	15-16 GOAL
TOTAL	12	16	20	20	0	4	24
NEW	7	6	9	8	1	3	11
RETAINED	5	10	11	12	(1)	1	13
LOST	2	0	3				

BOYS_8 & UNDER				GIRLS_8 & UNDER			
	12-13	13-14	14-15		12-13	13-14	14-15
TOTAL	8	12	16	TOTAL	4	4	4
NEW	4	5	9	NEW	3	1	0
RETAINED	4	7	7	RETAINED	1	3	4
LOST	2	0	3	LOST	0	0	0
RATIO BOYS TO GIRLS			80.0%				20.0%



AKH0022 WASILLA OUTDOOR YOUTH HOCKEY ASSOCIATION

BOYS & GIRLS_8 & UNDER				2 AND 2 CHALLENGE			
	12-13	13-14	14-15	14-15 GOAL	VS. GOAL	VS. ACTUAL	15-16 GOAL
TOTAL	15	26	16	30	(14)	(10)	20
NEW	10	18	12	20	(8)	(6)	14
RETAINED	5	8	4	10	(6)	(4)	6
LOST	11	8	19				

BOYS_8 & UNDER				GIRLS_8 & UNDER			
	12-13	13-14	14-15		12-13	13-14	14-15
TOTAL	12	19	13	TOTAL	3	7	3
NEW	8	13	11	NEW	2	5	1
RETAINED	4	6	2	RETAINED	1	2	2
LOST	8	6	14	LOST	3	2	5
RATIO BOYS TO GIRLS			81.3%				18.8%