

Joining a Team in SportsEngine

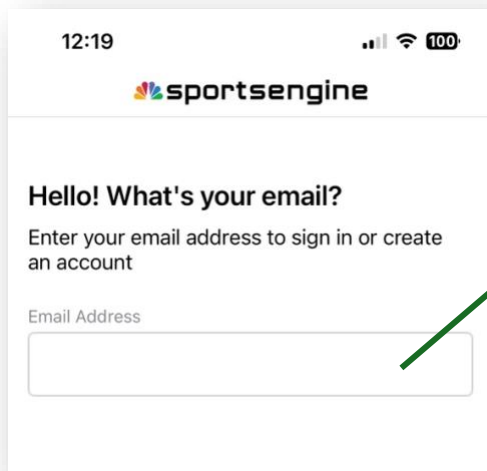
This season, we will be using the SportsEngine mobile app to communicate important information to our parents and players. Please follow the instructions below to setup the SportsEngine application on your mobile phone.

If the player's email address is the same as the parent or guardian, you will need to use that same email address on any/all mobile devices.

For example, Jane Doe registered her daughter (Mary) using her email address. Jane will login to SportEngine on her own mobile device, and then also login to Mary's mobile device using the same account.

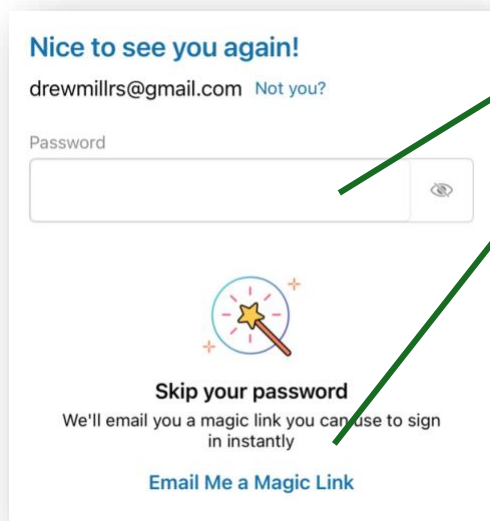
Download and Login to the SportsEngine Mobile App

1. Download the "**SportsEngine Team Management**" mobile app to your phone
 - a. Apple: <https://apps.apple.com/us/app/sportsengine-team-management/id499597400>
 - b. Google Play: <https://play.google.com/store/apps/details?id=com.sportngin.android>
2. Launch the app and sign in with your registered email address.
 - a. Note: This is the email that you used to sign up for your Club or Taxi registration!



Enter the email address that you used for Club or TAXI registration.


3. Enter your password or have SportsEngine send you a "Magic Link" that you can use to sign in instantly.



Enter your password or use the "Magic Link" option to login.

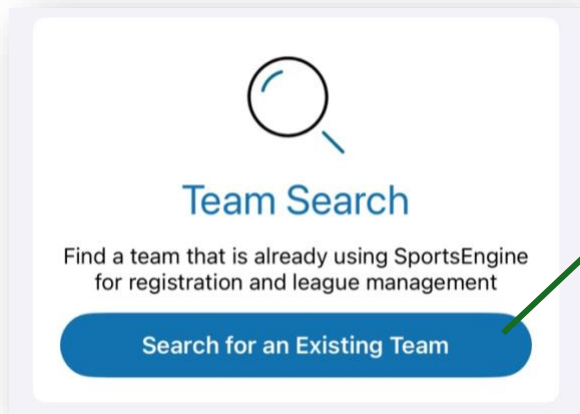
Adding a Team

1. Click the link located in the upper-right hand corner that says, "+ Add Team".



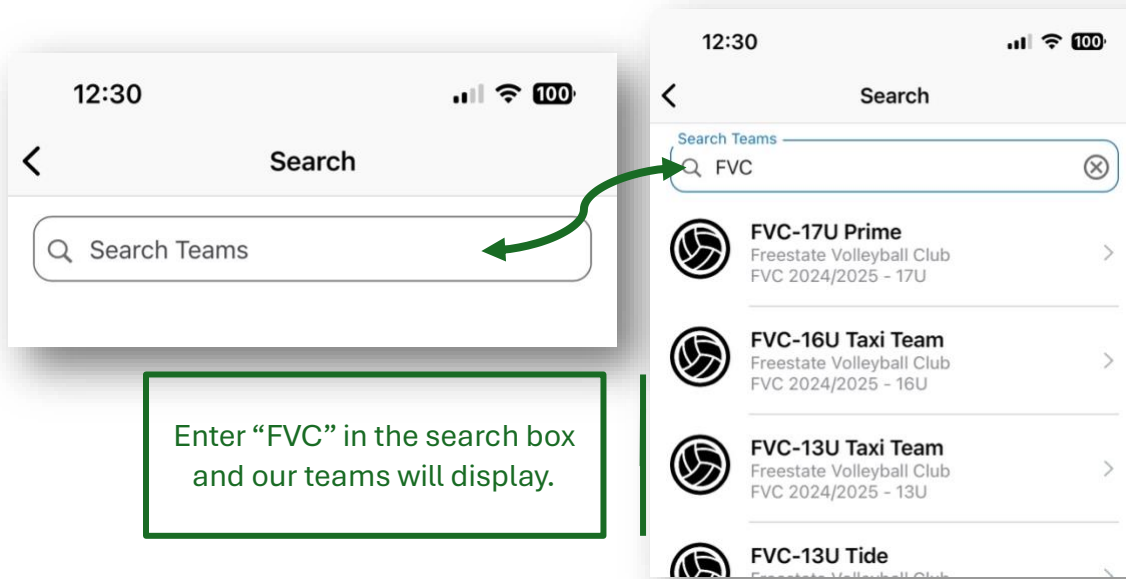
Click the "Add Team" link.

2. Click the "Search for an Existing Team" button.

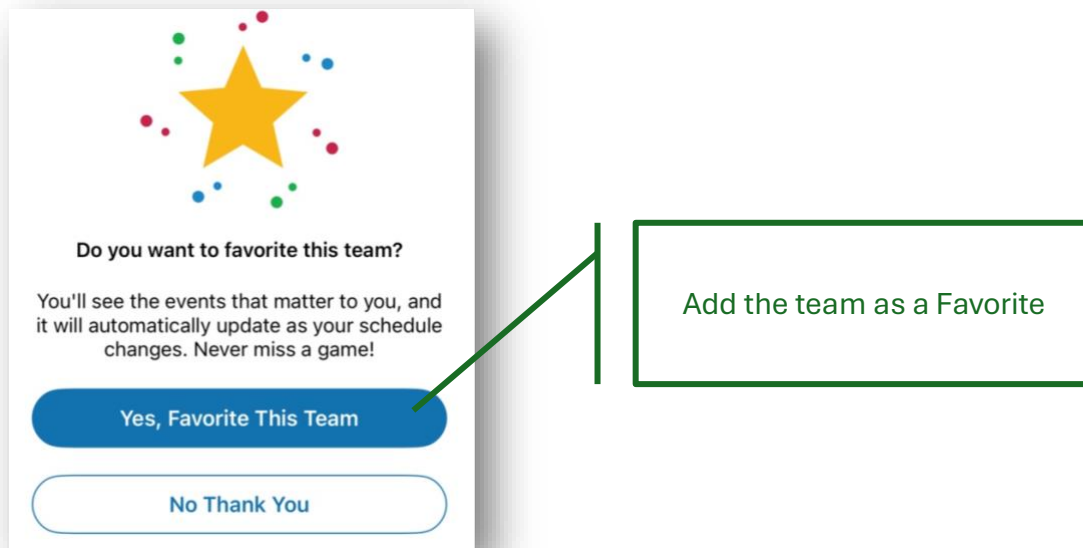


Search for an Existing Team

3. Enter “FVC” in the search box and wait for SportsEngine to find our teams.

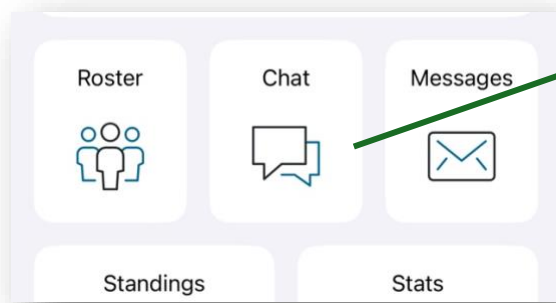


4. Tap on the name of the Team that you wish to add. Click the “Yes, Favorite This Team” button to add it to the SportsEngine home screen.



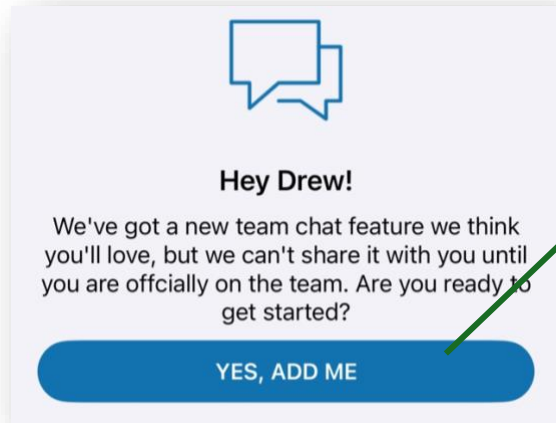
Enabling Chat Functionality

1. From the SportsEngine home screen, tap on the team that you favorited above. From the team page, click the “Chat” icon.



Tap the “Chat” icon.

2. Click the “Yes, Add Me” button to be added to the Team Chat.



Add yourself to the team chat.

NOTE:

The “Chat” feature will **immediately** notify everyone on the team. It will display a notification badge to every registered player and parent on the team. This is more visible than sending a Message.

The “Message” feature does not notify everyone with an SMS, but instead, it sends an email to all registered players and parents. The message is also visible in the SportsEngine app under the “Messages” icon.