








IRONMAN - Age Groups - TriClub Results

1.- 10Ironwomen (115682 points)

















Start #	Athlete	AG	Country				Time	AGR
1	356 Essie Amery	F40-44	- GBR	01:08:35	05:15:01	03:32:27	10:04:44	5000
2	348 Rowann Bowcutt	F35-39	- GBR	01:20:22	06:00:45	04:02:21	11:38:35	4613
3	355 Samantha Amery	F30-34	- GBR	01:11:42	05:16:37	03:43:03	10:20:45	4554
4	342 Suzanne Templer	F30-34	- GBR	01:24:04	05:38:41	04:02:50	11:19:42	3847
5	319 Anna Abrell	F35-39	- CHE	01:30:56	06:49:07	04:18:16	13:01:57	3612
6	351 Mona Yang	F25-29	- GBR	01:18:44	06:13:30	04:26:57	12:16:41	3508
7	329 Francesca Blest	F25-29	- GBR	01:21:59	06:20:00	04:24:41	12:20:05	3467
8	323 Elena Carro	F30-34	- ESP	01:33:25	05:53:31	04:10:47	11:52:35	3452
9	331 Freyja Clarke	F30-34	- GBR	01:25:20	05:44:24	04:24:47	11:52:45	3450
10	333 Lucy Longbottom	F25-29	- GBR	01:14:02	06:28:14	04:29:27	12:26:27	3391
11	314 Debbie Marsden	F55-59	- GBR	01:18:39	06:56:25	05:17:26	14:02:04	3291
12	321 Eve Hoffmann	F30-34	- CHE	01:35:33	05:48:52	04:42:09	12:17:21	3155
13	350 Fran Lou	F40-44	- AUS	01:16:35	06:19:48	04:45:05	12:42:39	3105
14	317 Morgan Pierstorff	F35-39	- USA	01:52:52	07:04:57	04:31:38	13:48:08	3058
15	361 Charlotte Wildblood	F30-34	- GBR	01:33:24	06:35:44	03:56:56	12:27:51	3029
16	327 Rachael Piddington	F25-29	- GBR	01:30:04	06:32:33	04:41:12	13:02:01	2964
17	328 Charlotte Owen	F30-34	- GBR	01:04:28	05:53:20	05:31:05	12:42:06	2858
18	344 Ruby Beardsall	F25-29	- GBR	01:41:19	06:19:34	04:50:29	13:13:55	2821
19	347 Hattie Pearson	F30-34	- GBR	01:24:29	06:10:02	05:00:11	12:46:09	2809
20	325 Lauren Wood	F30-34	- GBR	01:12:23	06:51:29	04:29:01	12:53:13	2724
21	343 Lucy Fenwick	F30-34	- GBR	01:31:54	06:15:55	04:45:50	12:53:21	2723
22	322 Mabel Ellerker	F25-29	- GBR	01:16:42	06:56:22	04:56:25	13:22:17	2721
23	1276 Martha Vickers	F25-29	- GBR	01:25:53	06:30:42	05:09:44	13:24:47	2691
24	339 Lisa Morman	F30-34	- GBR	01:45:47	06:27:36	04:25:35	12:58:01	2667
25	313 Kay Heenan	F30-34	- GBR	01:31:02	06:21:21	05:06:34	13:14:00	2475
26	316 Ana Ilic	F30-34	- GBR	01:29:50	06:37:03	04:52:58	13:19:29	2409
27	341 Fiona Ord	F40-44	- GBR	01:18:03	05:53:37	06:27:34	13:53:46	2251
28	357 Minnie Young	F25-29	- GBR	01:39:00	06:59:40	04:58:39	14:01:35	2249
29	360 Amy Wheldrake	F35-39	- GBR	01:29:03	06:51:04	06:29:57	15:13:28	2034
30	311 Katie Rance	F30-34	- GBR	01:22:50	07:02:58	05:10:20	13:57:00	1959
31	340 Danielle Thomas	F35-39	- GBR	01:36:00	07:29:54	06:00:56	15:22:40	1924
32	349 Sally Mcdowall	F25-29	- GBR	01:39:40	06:47:00	05:46:53	14:32:04	1883
33	354 Louise Johnston	F30-34	- GBR	01:13:50	06:51:43	05:43:31	14:12:35	1772
34	650 Charlotte Godber	F40-44	- GBR	01:39:37	06:33:45	05:57:45	14:36:20	1740
35	353 Sarah Roderick	F30-34	- GBR	01:36:27	07:13:52	05:00:58	14:18:33	1700
36	358 Lucy Smith	F30-34	- GBR	01:27:23	07:00:46	05:32:43	14:18:58	1695
37	315 Victoria Smith	F25-29	- GBR	02:03:36	07:07:02	05:22:57	14:52:30	1638
38	326 Camilla Rhead	F30-34	- GBR	01:31:42	06:37:36	06:06:06	14:33:00	1527
39	332 Alexandra Todd	F30-34	- CAN	01:28:54	07:10:59	05:36:15	14:33:16	1524
40	345 Lucy Collins	F25-29	- GBR	01:25:28	07:20:01	06:00:05	15:11:31	1410
41	2371 Francesca Gowing	F40-44	- GBR	01:53:23	06:57:50	05:55:34	15:04:37	1401
42	338 Emma Drury	F25-29	- GBR	01:23:21	07:07:09	06:23:17	15:23:38	1265
43	336 Anna Phippen-Gear	F25-29	- GBR	01:37:34	07:11:08	06:17:51	15:23:50	1262

IRONMAN - Age Groups - TriClub Results













1.- 10Ironwomen (115682 points)

Start #	Athlete	AG	Country				Time	AGR
44	337 Verity Smith	F25-29	 - GBR	01:47:32	07:31:19	06:00:53	15:41:09	1054
45	335 Ella Comrie	F30-34	 - GBR	01:40:22	07:13:43	06:09:32	15:20:54	1000











2.- Myprocoach (30997 points)

Start #	Athlete	AG	Country				Time	AGR
1	193 Andrew Johnson	M35-39	 - GBR	01:18:24	05:37:55	03:49:14	10:57:32	3409
2	370 James Mason	M45-49	 - GBR	01:28:00	05:14:53	04:38:09	11:34:46	3203
3	366 Koen Geerinck	M50-54	 - BEL	01:43:13	05:41:12	03:59:52	11:48:29	3166
4	375 Andres Ripoll Delgado	M30-34	 - VEN	01:26:14	05:36:21	04:37:38	11:54:31	2656
5	371 Rowan Young	F40-44	 - GBR	01:29:47	06:45:34	04:51:43	13:22:49	2623
6	372 Reece Barclay	M30-34	 - GBR	01:26:38	06:23:46	03:49:57	11:59:14	2599
7	374 Piers Davison	M18-24	 - GBR	01:19:37	06:58:40	04:03:37	12:37:49	2553
8	369 Ian Mccrae	M40-44	 - GBR	01:20:22	05:35:26	05:26:42	12:39:49	2449
9	365 Grace Lovell	F40-44	 - GBR	01:26:05	06:52:34	05:18:33	13:56:48	2215
10	367 Robert Riggs li	M35-39	 - USA	01:29:50	06:05:18	04:51:33	12:46:41	2100
11	364 Bradley Johnson	M35-39	 - USA	01:37:30	06:05:38	05:06:01	13:21:41	1680
12	368 Viktor Stoljarov	M40-44	 - EST	01:47:13	06:55:49	05:09:40	14:11:54	1344
13	373 Gustav Woudberg	M45-49	 - GBR	01:38:30	06:23:05	06:22:35	14:51:14	1000

3.- Aegir 3 (25068 points)

Start #	Athlete	AG	Country				Time	AGR
1	382 Finnbogi Thorarinnsson	M60-64	 - ISL	01:11:17	05:52:25	05:18:20	12:37:03	3866
2	384 Finnur Dagsson	M55-59	 - ISL	01:24:42	05:55:21	03:51:22	11:24:30	3733
3	385 Runa Rut Ragnarsdottir	F45-49	 - ISL	01:23:34	06:31:50	05:18:04	13:26:00	3180
4	381 Sindri Bergmann	M50-54	 - ISL	01:23:16	06:14:04	04:16:02	12:04:54	2969
5	380 Halldór Benjamín Hreinsson	M55-59	 - ISL	01:21:30	05:46:19	05:21:20	12:48:01	2731
6	378 Petur Mar Omarsson	M45-49	 - ISL	01:19:02	06:04:31	05:01:44	12:40:43	2411
7	387 Jón Sverrir Friðriksson	M45-49	 - ISL	01:20:31	05:45:56	05:35:53	13:01:28	2162
8	388 Gudjon Traustason	M45-49	 - ISL	01:24:27	05:30:07	05:59:10	13:08:48	2074
9	383 Fernando Meira	M40-44	 - ISL	01:38:43	06:17:11	05:04:52	13:22:04	1942

4.- Orleans Triathlon Club 45 (21913 points)

Start #	Athlete	AG	Country				Time	AGR
1	1996 Alexandre Richard	M50-54	 - FRA	01:17:43	05:21:28	04:15:28	11:05:07	3686
2	1998 Nicolas Poulleau	M40-44	 - FRA	01:00:43	04:48:50	04:53:28	10:56:56	3684
3	1994 Fabien Ferré	M35-39	 - FRA	01:03:38	05:34:00	04:37:18	11:23:56	3093
4	1999 Julien Naudinet	M45-49	 - FRA	01:31:59	05:44:55	04:14:16	11:48:52	3034
5	1332 Pierre Lipski	M50-54	 - FRA	01:35:42	05:52:33	04:13:29	12:03:22	2987
6	1321 Olivier Gouellain	M45-49	 - FRA	01:26:24	06:05:09	04:19:03	12:08:53	2793
7	1991 Gilles Le Rouzic	M45-49	 - FRA	01:05:43	05:54:17	05:02:20	12:21:58	2636

5.- Mptc (21386 points)

Start #	Athlete	AG	Country				Time	AGR
---------	---------	----	---------	---	---	---	------	-----



IRONMAN - Age Groups - TriClub Results

5.- Mptc (21386 points)

Start #	Athlete	AG	Country				Time	AGR
1	1427 Pedro Marengo	M30-34	- GBR	01:09:49	05:39:09	03:34:21	10:32:07	3645
2	1410 Jake Leon Hayward	M25-29	- GBR	01:11:51	05:27:59	04:05:32	10:57:29	3495
3	1380 Mark Draycott	M45-49	- GBR	01:16:58	06:03:13	04:08:46	11:42:17	3113
4	1433 John Church	M25-29	- GBR	01:00:17	05:48:08	04:42:34	11:42:30	2955
5	1421 Stuart Dunne	M35-39	- IRL	01:18:26	06:14:04	04:47:17	12:31:49	2278
6	484 Jennifer Whelan	F45-49	- GBR	01:56:58	00:00:01	07:03:09	15:19:39	1816
7	1417 Tim Boyall	M50-54	- GBR	01:24:38	06:12:49	06:12:33	14:12:55	1432
8	1419 Michael Martin	M40-44	- GBR	01:59:26	06:33:34	05:24:31	14:11:02	1355
9	1430 Christopher Iliff	M40-44	- GBR	01:43:29	06:43:01	05:33:24	14:15:50	1297

6.- Tritanium Triathlon Club (13891 points)

Start #	Athlete	AG	Country				Time	AGR
1	889 Neil Rubotham	M35-39	- IRL	01:04:34	05:22:57	04:37:38	11:18:56	3153
2	1008 Stephen Maher	M40-44	- IRL	01:22:34	05:57:51	04:19:08	11:57:56	2952
3	1585 David Bower	M55-59	- ZAF	01:12:12	06:31:30	05:01:10	13:05:23	2522
4	2004 Bryan Collins	M40-44	- IRL	01:37:25	06:17:11	04:41:19	12:58:56	2220
5	1708 Richie Plunkett	M55-59	- IRL	01:38:05	06:15:45	05:27:46	13:45:16	2044
6	1706 Eoin O'reilly	M45-49	- IRL	02:03:20	07:06:21	05:45:09	15:19:49	1000

7.- Una Tricycleschool Asd (13231 points)

Start #	Athlete	AG	Country				Time	AGR
1	1266 Maurizio Cigliola	M45-49	- ITA	01:08:03	05:20:25	04:20:46	10:58:48	3634
2	254 Alberto Poggio	M45-49	- ITA	01:23:26	05:09:46	04:52:42	11:35:11	3198
3	636 Marco Migliavacca	M35-39	- ITA	01:14:46	05:45:46	05:19:36	12:33:23	2259
4	635 Alessandro Solombrino	M45-49	- ITA	01:20:41	06:18:53	05:14:44	13:06:16	2105
5	633 Luca Arnodo	M40-44	- ITA	01:14:46	06:02:16	05:42:00	13:14:20	2035

8.- Trimonsters (12338 points)







Start #	Athlete	AG	Country				Time	AGR
1	521 Stefany Rodriguez Sifuentes	F30-34	- PER	01:31:47	05:43:27	04:11:19	11:43:06	3566
2	534 Lira Paredes	F50-54	- PER	01:52:41	06:13:10	05:06:56	13:27:45	3135
3	588 Enrique Pasco	M35-39	- PER	01:08:55	06:07:31	05:01:28	12:31:51	2278
4	584 Paola Rodriguez	F30-34	- PER	01:46:02	06:27:10	04:56:00	13:30:52	2273
5	585 Roger Arce	M40-44	- PER	01:29:23	07:25:08	05:06:49	14:33:27	1086

9.- Total Tri Training (12020 points)









Start #	Athlete	AG	Country				Time	AGR
1	248 Phil Boyd	M50-54	- GBR	01:05:25	04:54:04	03:25:16	09:32:19	4800
2	1476 Danny Kelly	M50-54	- GBR	01:26:17	05:40:39	04:47:13	12:07:26	2938
3	441 Tim Flower	M40-44	- IRL	01:22:14	05:30:48	05:23:33	12:30:50	2557
4	1103 Julia Maciel	F40-44	- BRA	01:33:43	06:54:20	05:51:28	14:37:39	1725

10.- Trikats (11841 points)








IRONMAN - Age Groups - TriClub Results

Start #	Athlete	AG	Country				Time	AGR
1	1164 Jack Gesmundo	M55-59	 - USA	01:11:14	05:48:24	04:29:41	11:47:24	3458
2	903 Heather Boersma	F55-59	 - USA	01:40:12	06:43:55	05:20:17	13:59:06	3327
3	906 Marianne Baker	F55-59	 - USA	01:51:59	06:34:11	05:36:05	14:20:58	3064
4	911 Andy Baker	M55-59	 - USA	01:36:01	06:16:51	05:26:19	13:49:33	1992







11.- B-Together (11596 points)

Start #	Athlete	AG	Country				Time	AGR
1	1678 Ronit Vardi	F50-54	 - ISR	01:56:42	06:31:18	04:02:52	12:45:18	3645
2	1682 Menahem Vardi	M50-54	 - ISR	01:32:36	06:00:44	04:58:04	12:46:36	2468
3	1692 Orit Elkabetz	F45-49	 - ISR	01:43:30	06:37:10	05:46:08	14:28:30	2430
4	1690 Yael Tadmor	F45-49	 - ISR	01:45:20	07:10:53	05:33:59	14:59:55	2053
5	1693 Sasi Dori	M45-49	 - ISR	02:19:17	06:57:17	05:40:45	15:14:15	1000



12.- Swansea Vale Tri (11591 points)

Start #	Athlete	AG	Country				Time	AGR
1	968 Emily Mounsey	F30-34	 - GBR	01:34:16	06:31:23	03:57:39	12:17:27	3154
2	967 Philippa Mounsey	F40-44	 - GBR	01:29:08	06:52:50	04:03:46	12:43:32	3094
3	1030 Ray Castle	M40-44	 - GBR	01:22:33	05:55:57	04:20:47	11:59:49	2929
4	1026 Lisa Starbuck	F30-34	 - GBR	01:36:23	06:36:42	04:48:54	13:19:03	2414








13.- Trifactri (10684 points)

Start #	Athlete	AG	Country				Time	AGR
1	261 Vlasto Krenicky	M60-64	 - SVK	01:30:44	05:32:18	04:21:47	11:39:15	4559
2	1738 Cameron Condie	M60-64	 - ZAF	01:24:05	05:30:49	05:47:55	12:58:06	3613
3	1735 Claudia Condie	F55-59	 - ZAF	01:37:35	06:49:41	06:18:57	15:07:01	2512

14.- Sisu-Training (10603 points)

Start #	Athlete	AG	Country				Time	AGR
1	250 Stefan Truog	M40-44	 - CHE	01:08:20	04:35:42	03:29:51	09:22:37	4816
2	179 Alexander Veidt	M45-49	 - DEU	01:11:37	05:18:52	04:47:47	11:29:58	3260
3	2220 Matthias Doll	M50-54	 - DEU	01:21:57	06:01:48	05:01:25	12:41:40	2527

15.- Auslaufmodelle.tv (10557 points)

Start #	Athlete	AG	Country				Time	AGR
1	919 Klaus Mrotzek	M60-64	 - DEU	01:30:35	06:04:02	05:56:50	13:48:55	3003
2	918 Thomas Mothes	M50-54	 - DEU	01:18:22	06:38:18	04:28:27	12:40:20	2543
3	920 Patrik Krelke	M30-34	 - DEU	01:15:00	05:42:07	04:59:19	12:06:16	2515
4	924 Christopher Hein	M30-34	 - DEU	01:20:32	06:11:46	04:21:37	12:07:48	2496

16.- Aqua Plus Triathlon (10394 points)

Start #	Athlete	AG	Country				Time	AGR
1	107 Kalle Peltonen	M45-49	 - FIN	01:09:43	05:01:00	03:37:20	10:00:25	4335
2	220 Grigori Savustjan	M40-44	 - FIN	01:18:13	05:31:45	03:52:06	10:52:57	3732
3	1324 Xavier Rodriguez	M50-54	 - FIN	01:17:25	06:08:38	05:12:19	12:58:24	2327

IRONMAN - Age Groups - TriClub Results

17.- Sv Aegir 09 Hannover (10164 points)

Start #	Athlete	AG	Country				Time	AGR
1 581	Sönke Brockwitz	M35-39	- DEU	01:14:13	05:05:12	03:59:48	10:27:14	3773
2 586	Andreas Jörss	M50-54	- DEU	01:03:57	05:20:26	04:52:05	11:26:19	3432
3 590	Henning Böttger	M55-59	- DEU	01:13:59	05:48:13	05:14:51	12:28:57	2959

18.- Guernsey Triathlon Club (10127 points)

Start #	Athlete	AG	Country				Time	AGR
1 2147	Jon Osborn	M40-44	- GGY	01:15:35	04:58:26	04:02:05	10:25:54	4056
2 1633	Sean Murphy	M45-49	- GGY	01:01:35	05:26:59	04:20:23	11:01:26	3603
3 603	Lynne Bloxham	F50-54	- GGY	01:28:49	06:20:51	06:15:50	14:23:20	2468

19.- Yüz Bin Kos (10114 points)

Start #	Athlete	AG	Country				Time	AGR
1 297	Özgür Aksaman	M40-44	- TUR	01:11:01	05:23:12	03:53:03	10:37:01	3923
2 2296	Faisal Hakim	M35-39	- TUR	01:27:32	05:20:33	04:01:24	11:02:11	3354
3 2308	Yigit Gürevin	M35-39	- TUR	01:26:56	05:53:06	04:10:34	11:45:14	2837

20.- Tridubai (10112 points)

Start #	Athlete	AG	Country				Time	AGR
1 537	Neil Goulsbra	M55-59	- GBR	01:33:35	05:26:50	04:33:30	11:41:57	3523
2 108	Patryk Bielik	M30-34	- POL	01:06:32	04:44:36	04:53:13	10:51:11	3416
3 293	Santiago Penabella	M50-54	- ESP	01:06:35	05:36:58	06:16:37	13:11:14	2173
4 1456	Tyrone Maarat	M45-49	- PHL	01:42:38	07:00:39	06:19:07	15:20:39	1000

21.- Club Natació Calella (10086 points)

Start #	Athlete	AG	Country				Time	AGR
1 731	Marta Brossa Horta	F45-49	- ESP	01:25:51	06:26:09	04:08:45	12:15:01	4032
2 729	Ernest Roig Tobella	M45-49	- ESP	01:12:23	05:43:57	04:26:28	11:39:18	3148
3 2003	Marc Morell	M40-44	- ESP	01:31:10	05:42:24	04:33:05	12:01:44	2906

22.- Team Oxygenaddict (9793 points)

Start #	Athlete	AG	Country				Time	AGR
1 613	Elliott Peacock	M35-39	- GBR	01:11:11	05:16:40	03:34:26	10:12:36	3949
2 276	Tom Lissett	M40-44	- GBR	01:33:05	05:28:38	04:29:04	11:43:37	3124
3 1557	Gavin Barron	M40-44	- GBR	01:25:40	05:39:03	04:55:56	12:17:15	2720

23.- Triatlon Klub Podgorica (9754 points)







Start #	Athlete	AG	Country				Time	AGR
1 1357	Dusan Milosevic	M35-39	- MNE	01:03:29	05:06:10	03:34:15	09:53:00	4184
2 1364	Dušan Markovic	M30-34	- MNE	01:20:08	05:29:23	03:36:52	10:35:02	3610
3 1360	Nikola Kekovic	M25-29	- MNE	01:10:21	06:46:25	04:43:29	13:05:26	1960

24.- Freedom Tri (9557 points)

Start #	Athlete	AG	Country				Time	AGR
---------	---------	----	---------	--	--	--	------	-----

IRONMAN - Age Groups - TriClub Results

24.- Freedom Tri (9557 points)

Start #	Athlete	AG	Country				Time	AGR
1 1288	Rachel Carling	F45-49	 - GBR	01:08:27	05:56:31	04:36:25	12:06:33	4134
2 761	Michael Day	M50-54	 - GBR	01:34:20	05:52:52	04:13:21	11:58:52	3041
3 1289	Paul Shillcock	M45-49	 - GBR	01:26:31	06:06:21	04:43:51	12:43:10	2382







25.- Tampereen Triathlon Klubi (9265 points)

Start #	Athlete	AG	Country				Time	AGR
1 128	Pasi Heiskanen	M35-39	 - FIN	01:08:58	04:55:32	03:51:17	10:04:59	4040
2 460	Petri Simonen	M40-44	 - FIN	01:26:27	05:40:36	04:41:41	12:11:16	2792
3 964	Johanna Puukka	F30-34	 - FIN	01:31:27	06:32:12	04:57:13	13:17:28	2433








26.- Desam.es (9214 points)

Start #	Athlete	AG	Country				Time	AGR
1 300	Ricard Balagué Cava	M45-49	 - ESP	01:06:49	04:42:14	03:28:46	09:27:24	4731
2 2069	Antonio Jose Adell Reverter	M45-49	 - ESP	01:00:29	04:50:32	03:47:02	09:48:05	4483

27.- Tri Team Varna (9109 points)

Start #	Athlete	AG	Country				Time	AGR
1 702	Milena Dobreva	F45-49	 - BGR	01:44:21	06:22:47	04:16:34	12:38:09	3754
2 1765	Evelina Zlatanova	F35-39	 - BGR	01:27:54	06:49:17	04:46:56	13:13:45	3471
3 2289	Todor Popov	M45-49	 - BGR	01:24:59	06:12:45	05:27:07	13:24:41	1884

28.- Cork Triathlon Club (8969 points)

Start #	Athlete	AG	Country				Time	AGR
1 1468	Marc Dalton	M45-49	 - IRL	01:19:40	05:32:17	04:23:58	11:29:36	3265
2 2115	Glen Mc Carthy	M45-49	 - IRL	01:31:49	05:59:02	04:42:11	12:26:43	2579
3 1461	John Carey	M55-59	 - IRL	01:41:15	06:16:10	05:21:40	13:38:27	2125
4 2114	Stephen Mohally	M40-44	 - IRL	01:28:24	06:13:21	07:20:00	15:19:20	1000

29.- Apollo Endurance Lab (8956 points)

Start #	Athlete	AG	Country				Time	AGR
1 196	Ramon Siljade	M40-44	 - NLD	01:06:16	04:40:59	03:12:52	09:07:24	4998
2 195	Izaak Quist	M40-44	 - NLD	01:12:40	05:17:06	03:51:10	10:34:06	3958

30.- Tus Fürstenfeldbruck E.v. (8896 points)








Start #	Athlete	AG	Country				Time	AGR
1 104	Fabian Schaffert	M30-34	 - DEU	00:59:34	04:36:15	03:19:51	09:01:48	4728
2 442	Walter Hermes	M40-44	 - DEU	01:08:02	04:49:02	04:09:52	10:16:36	4168

31.- At Cerdanyola (8772 points)

Start #	Athlete	AG	Country				Time	AGR
1 2345	Txema Cordoba Jimenez	M45-49	 - ESP	01:04:16	04:58:47	03:32:24	09:45:31	4514
2 2419	Guillermo Garcia	M35-39	 - ESP	01:03:02	05:06:06	03:28:18	09:46:48	4258

32.- Trying 2 Tri (8758 points)







IRONMAN - Age Groups - TriClub Results

Start #	Athlete	AG	Country				Time	AGR
1	1929 Billy Michael	M30-34	 - GBR	01:26:14	05:42:41	04:16:00	11:43:29	2788
2	1933 Chloe Sutton	F30-34	 - GBR	01:27:29	06:04:07	05:31:15	13:27:15	2316
3	1637 Matthew Smith	M30-34	 - GBR	01:15:44	06:06:32	04:57:08	12:35:59	2158
4	1700 Wayne Barnard	M50-54	 - GBR	01:20:51	06:03:55	06:19:08	14:07:38	1496

33.- Asv Duisburg (8708 points)

Start #	Athlete	AG	Country				Time	AGR
1	228 Juan Garcia	M55-59	 - ESP	01:13:15	05:12:44	03:45:22	10:19:56	4508
2	1058 Raphael Penning	M35-39	 - DEU	01:01:54	05:11:46	03:28:12	09:51:38	4200




34.- Team Zoot Europe (8629 points)

Start #	Athlete	AG	Country				Time	AGR
1	849 Caroline Cavelius	F25-29	 - FRA	02:04:59	06:19:54	04:05:46	12:53:28	3067
2	1278 Marcus Dodd	M45-49	 - GBR	01:20:15	05:14:58	04:56:31	11:46:32	3062
3	217 Alexander Genschmar	M45-49	 - DEU	01:28:03	05:13:28	05:41:22	12:33:20	2500

35.- X-Tri Lahti (8480 points)

Start #	Athlete	AG	Country				Time	AGR
1	263 Raine Pulkkinen	M45-49	 - FIN	01:34:12	05:28:02	04:23:43	11:35:05	3199
2	594 Lauri Kiiholma	M30-34	 - FIN	01:19:54	05:52:33	04:00:42	11:33:19	2910
3	1351 Markus Laurell	M45-49	 - FIN	01:15:05	05:54:40	05:16:58	12:44:03	2371







36.- Tri Team - Sofia (8467 points)

Start #	Athlete	AG	Country				Time	AGR
1	131 Ivan Grablev	M45-49	 - BGR	00:52:31	04:44:50	03:21:30	09:05:02	5000
2	1157 Veselin Danchev	M45-49	 - BGR	01:27:07	05:22:57	03:58:16	11:12:45	3467


37.- Sciencetraining.gr (8434 points)

Start #	Athlete	AG	Country				Time	AGR
1	1983 Aris Myrkos	M30-34	 - GRC	01:30:06	05:34:08	03:59:02	11:15:43	3121
2	1980 Georgios Koutsogiannakis	M35-39	 - GRC	01:48:58	05:47:17	03:54:10	11:49:18	2788
3	2018 Michail Gkorgkolis	M30-34	 - GRC	01:14:43	05:38:24	04:51:31	12:05:24	2525

38.- A13 Academy (8430 points)








Start #	Athlete	AG	Country				Time	AGR
1	1547 Fahad Almohammed	M30-34	 - QAT	01:07:40	05:02:48	04:02:39	10:24:44	3733
2	1552 Mohammed Alkuwari	M30-34	 - QAT	01:09:11	05:21:43	04:11:37	10:57:52	3336
3	1550 Abdulla Shaheen Alkaabi	M35-39	 - QAT	01:31:39	06:24:31	05:33:16	13:48:16	1361

39.- Esentai Triathlon (8288 points)






Start #	Athlete	AG	Country				Time	AGR
1	134 Ruslan Erzhanov	M40-44	 - KAZ	01:07:39	04:55:23	03:28:30	09:37:39	4635
2	133 Galym Chuashev	M35-39	 - KAZ	01:13:49	05:02:44	04:12:51	10:37:15	3653

40.- Port Talbot Harriers Ac (8264 points)

IRONMAN - Age Groups - TriClub Results

Start #	Athlete	AG	Country				Time	AGR
1	452 Nick Thomas	M35-39	 - GBR	00:55:40	05:25:16	04:21:25	10:52:02	3475
2	1073 Peter Malough	M40-44	 - GBR	01:12:18	05:46:32	05:00:29	12:11:31	2789
3	1506 Geraint Jenkins	M50-54	 - GBR	02:01:57	07:06:18	05:47:42	15:15:00	1000
4	1414 Matthew Anderson	M45-49	 - GBR	01:37:16	07:25:23	06:01:53	15:26:14	1000

41.- Lmb - Leichtathletik Mittelburgenland (8249 points)

Start #	Athlete	AG	Country				Time	AGR
1	290 Dominik Marek	M35-39	 - AUT	01:05:13	04:56:53	03:24:33	09:33:51	4414
2	260 Domagoj Mohl	M50-54	 - AUT	01:24:10	05:15:30	04:01:11	10:52:42	3835





42.- Etriatlon Team (8224 points)

Start #	Athlete	AG	Country				Time	AGR
1	232 Radek Sušir	M40-44	 - CZE	01:16:38	04:54:12	03:51:27	10:10:37	4240
2	231 Tomas Dvorak	M45-49	 - CZE	01:06:48	05:14:08	03:59:49	10:29:41	3984

43.- Tri Academy Squad (8094 points)

Start #	Athlete	AG	Country				Time	AGR
1	436 Benjamin Frossard	M35-39	 - FRA	01:06:09	04:56:28	03:48:40	09:58:00	4124
2	637 Fiori Patrick	M45-49	 - FRA	01:08:16	05:11:39	03:58:39	10:30:48	3970

44.- Trinord (8054 points)

Start #	Athlete	AG	Country				Time	AGR
1	183 René Frølund	M50-54	 - DNK	01:06:03	04:56:36	03:53:39	10:06:10	4393
2	605 Kenneth Vinkler	M40-44	 - DNK	01:08:20	05:15:39	04:26:14	10:58:49	3661







45.- Triabolos Triathlon Hamburg E. V. (8041 points)

Start #	Athlete	AG	Country				Time	AGR
1	1587 Sebastian Wetzel	M40-44	 - DEU	01:06:41	04:43:49	03:49:41	09:46:41	4527
2	1184 Mathias Kostelnik	M40-44	 - DEU	01:17:49	05:15:26	04:27:54	11:11:06	3514

46.- Extrema A.s.d. (7998 points)

Start #	Athlete	AG	Country				Time	AGR
1	147 Riccardo Cassarà	M45-49	 - ITA	01:07:49	05:19:30	04:54:47	11:32:32	3230
2	1548 Simona Nicholson	F25-29	 - ITA	01:22:01	06:46:44	05:20:53	13:41:22	2492
3	1549 Gioacchino Caminita	M45-49	 - ITA	01:22:08	05:57:19	05:19:03	12:52:01	2276

47.- Vectis Academy (7988 points)

Start #	Athlete	AG	Country				Time	AGR
1	1342 Jake Brougham	M30-34	 - GBR	01:14:40	05:22:27	03:48:33	10:37:10	3584
2	685 Daniel Morgan	M40-44	 - GBR	01:14:29	05:18:33	04:52:43	11:37:58	3192
3	1348 Ben Fry	M35-39	 - GBR	01:34:01	06:35:54	05:31:03	14:00:37	1212

48.- Team Kupa'a (7954 points)

Start #	Athlete	AG	Country				Time	AGR
1	103 Marc Fayet	M40-44	 - FRA	01:09:04	05:02:41	03:31:22	09:53:25	4446

IRONMAN - Age Groups - TriClub Results

48.- Team Kupa'a (7954 points)

Start #	Athlete	AG	Country				Time	AGR
2 1230	Denis Roudier	M50-54	- FRA	01:20:02	05:19:27	04:27:59	11:19:56	3508

49.- Central Florida Tri Club (7734 points)

Start #	Athlete	AG	Country				Time	AGR
1 1480	Laura Zuluaga	F30-34	- USA	01:11:38	05:52:44	04:39:00	11:59:58	3363
2 1486	Juan Jimenez	M30-34	- USA	01:28:24	05:47:50	05:19:08	12:50:42	1982
3 948	Daniel Jaca	M45-49	- PRI	01:53:53	06:16:35	05:39:07	14:16:43	1259
4 1195	Hardik Patil	M35-39	- IND	01:36:58	06:19:12	06:00:56	14:07:30	1130

50.- Triathlonsuomi (7724 points)

Start #	Athlete	AG	Country				Time	AGR
1 126	Arto Helovuo	M45-49	- FIN	01:16:52	05:06:48	03:55:21	10:26:53	4017
2 1483	Hanna Pätiälä	F40-44	- FIN	01:31:08	05:45:08	04:25:18	11:52:29	3707

51.- Tku Endurance (7555 points)

Start #	Athlete	AG	Country				Time	AGR
1 779	Katri Holmström	F40-44	- FIN	01:12:29	05:32:59	04:10:12	11:03:58	4289
2 787	Satu Aaltonen	F55-59	- FIN	01:37:32	07:02:46	06:30:03	15:27:31	2266
3 786	Henna Virolainen	F30-34	- FIN	01:35:44	07:16:45	06:37:18	15:50:13	1000

52.- Vis Cortona Triathlon (7436 points)

Start #	Athlete	AG	Country				Time	AGR
1 1657	Daniele Bendoni	M45-49	- ITA	01:07:08	05:41:22	03:37:12	10:40:13	3857
2 1257	Samuele Roselli	M45-49	- ITA	01:36:09	05:29:21	03:46:35	11:03:24	3579

53.- Riot Racing Club (7331 points)

Start #	Athlete	AG	Country				Time	AGR
1 1015	Mark Rushby	M55-59	- IRL	01:26:00	05:06:10	03:29:50	10:10:35	4620
2 434	Nicos Bikakis	M30-34	- GRC	01:18:23	05:37:14	04:39:42	11:49:54	2711

54.- Triarroyo (7155 points)

Start #	Athlete	AG	Country				Time	AGR
1 1641	Eduardo Cea Pozo	M40-44	- ESP	01:18:32	05:14:20	04:19:10	11:02:52	3613
2 1645	Javier Hernandez Diaz	M40-44	- ESP	01:14:28	05:37:54	04:05:41	11:08:48	3542

55.- Ful-On Tri (7148 points)

Start #	Athlete	AG	Country				Time	AGR
1 1673	Peter Smolen	M45-49	- GBR	01:04:20	05:35:42	04:07:38	11:01:19	3604
2 679	Hollie Strawson	F25-29	- GBR	01:26:08	05:56:08	04:41:29	12:13:40	3544

56.- Club Triatló Vallirana (7043 points)

Start #	Athlete	AG	Country				Time	AGR
1 2190	Fabio Serra	M35-39	- ITA	01:04:18	05:13:28	03:19:26	09:49:40	4224



IRONMAN - Age Groups - TriClub Results

56.- Club Triatló Vallirana (7043 points)

Start #	Athlete	AG	Country				Time	AGR
2	2385 Jose Manuel Fúnez Puertas	M55-59	- ESP	01:22:35	06:15:02	04:47:27	12:40:40	2819

57.- Drogheda Tri Club (6988 points)

Start #	Athlete	AG	Country				Time	AGR
1	1331 Ken Shevlin	M40-44	- IRL	01:20:13	05:40:16	04:56:13	12:14:03	2759
2	1403 Paul Kirwan	M40-44	- IRL	01:37:18	06:02:12	05:10:31	13:07:43	2115
3	1404 Shane Coyle	M40-44	- IRL	01:26:53	05:56:06	05:16:19	13:07:48	2114

58.- Trisudbury (6856 points)

Start #	Athlete	AG	Country				Time	AGR
1	1341 Leon Hayward	M50-54	- GBR	01:08:35	05:16:24	04:15:54	10:54:08	3818
2	1247 Christopher Thornton	M60-64	- GBR	01:42:06	06:35:18	05:06:51	13:46:00	3038

59.- Associação Naval Amorense (6776 points)

Start #	Athlete	AG	Country				Time	AGR
1	1292 Jorge Dinis	M55-59	- PRT	01:17:02	05:49:00	05:11:46	12:33:30	2905
2	1300 Paulo Paixao	M45-49	- PRT	01:25:41	05:51:11	05:18:46	12:50:57	2289
3	1303 Raquel Matos	F40-44	- PRT	01:43:44	07:19:38	05:30:11	14:49:31	1582

60.- Cnal - Triatlo (6703 points)

Start #	Athlete	AG	Country				Time	AGR
1	2311 Nuno Santos	M45-49	- PRT	01:23:38	05:31:34	04:01:32	11:11:06	3487
2	1481 Nuno Rijo	M45-49	- PRT	01:23:47	05:27:58	04:33:38	11:33:39	3216

61.- Heathwood Swimming & Triathlon (6598 points)

Start #	Athlete	AG	Country				Time	AGR
1	1304 Emily Cuming	F25-29	- GBR	01:32:10	06:24:51	04:27:47	12:40:18	3225
2	1376 Mark O'hanlon	M55-59	- GBR	01:36:35	07:13:07	05:41:52	14:55:14	1204
3	1371 Mark Payne	M55-59	- GBR	01:36:20	06:58:15	05:58:52	15:05:04	1086
4	1366 Michael Smith	M55-59	- GBR	01:40:33	07:02:48	05:53:59	15:05:18	1083

62.- Triathlon Club Geneve (6508 points)

Start #	Athlete	AG	Country				Time	AGR
1	582 Patrick Detzel	M50-54	- CHE	01:14:30	04:56:32	03:33:29	09:55:51	4517
2	1436 Aleksandr Konoplitski	M35-39	- EST	01:34:04	06:18:56	04:40:36	12:55:42	1991

63.- Roua (6358 points)

Start #	Athlete	AG	Country				Time	AGR
1	2181 Iulian Moga	M40-44	- ROU	01:32:21	05:54:28	04:27:44	12:16:01	2735
2	1626 Gugiuman Adi Aurelian	M40-44	- ROU	01:31:46	05:39:30	04:52:25	12:25:20	2623
3	2171 Hutuleac Andrei Vasile	M30-34	- ROU	01:45:52	06:44:34	05:47:10	14:36:04	1000

64.- Fleet Feet Triathletes (6317 points)



IRONMAN - Age Groups - TriClub Results

Start #	Athlete	AG	Country				Time	AGR
1	1209 Deniss Konstantinovs	M40-44	- GBR	01:07:47	05:11:40	03:50:36	10:21:20	4111
2	1519 Michiel Bosch	M45-49	- NLD	01:19:39	06:24:24	04:53:50	12:57:50	2206

65.- Erdinger Active Team (6262 points)

Start #	Athlete	AG	Country				Time	AGR
1	477 Andrea Memminger	F45-49	- DEU	01:12:35	05:51:06	04:15:05	11:27:26	4603
2	681 Tobias Grimm	M45-49	- DEU	02:09:38	05:40:13	05:28:54	13:43:26	1659

66.- Raf Triathlon (6220 points)

Start #	Athlete	AG	Country				Time	AGR
1	1564 Helen Cooper	F50-54	- GBR	01:32:43	06:50:29	05:27:00	14:11:21	2612
2	1614 Jack Gormley	M25-29	- GBR	01:31:00	06:20:47	04:45:22	12:52:56	2110
3	1612 Jordan Lane	M25-29	- GBR	01:36:40	06:23:24	05:30:35	13:43:56	1498

67.- Mauna Endurance (5772 points)

Start #	Athlete	AG	Country				Time	AGR
1	1767 Joshua Holman	M30-34	- GBR	00:59:47	04:40:43	03:09:11	08:58:11	4772
2	573 Miguel Daroca	M55-59	- ESP	01:21:15	06:41:15	06:59:17	15:32:02	1000

68.- Epsom Triathlon Club (5769 points)

Start #	Athlete	AG	Country				Time	AGR
1	1411 Adam Hammond	M55-59	- GBR	01:27:05	06:33:28	04:26:17	12:46:54	2744
2	1409 Joe Walsh	M60-64	- GBR	01:32:08	06:02:34	06:33:04	15:11:17	2015
3	1412 John Walsh	M55-59	- GBR	01:22:58	06:44:04	06:33:04	15:11:23	1010

69.- Amonoman Team (5731 points)

Start #	Athlete	AG	Country				Time	AGR
1	167 Alejandro Castañeda Cabeza	M45-49	- ESP	01:04:54	05:49:40	03:54:49	11:00:50	3610
2	2226 Emilio Jesús Alconchel Rodriguez	M45-49	- ESP	01:23:14	06:18:23	05:02:49	13:04:53	2121

70.- Atg Merthyr (5718 points)

Start #	Athlete	AG	Country				Time	AGR
1	495 Ben Smith	M35-39	- GBR	01:07:35	05:06:36	03:46:14	10:13:37	3936
2	1516 Alun Thomas	M30-34	- GBR	01:35:14	06:05:27	05:05:10	13:07:22	1782

71.- Born 2 Tri (5609 points)

Start #	Athlete	AG	Country				Time	AGR
1	494 Lee Blake	M55-59	- GBR	01:31:27	05:32:04	04:46:16	12:05:20	3243
2	493 Carina Blake	F50-54	- GBR	01:27:59	06:42:45	06:06:34	14:31:50	2366

72.- North Endurance (5587 points)

Start #	Athlete	AG	Country				Time	AGR
1	1659 Thomas White	M30-34	- GBR	01:22:49	05:31:37	04:15:50	11:25:39	3002
2	2319 Daniel Scott	M40-44	- GBR	01:38:20	05:56:42	04:35:40	12:28:32	2585



IRONMAN - Age Groups - TriClub Results

73.- Tri Ecobike (5533 points)

Start #	Athlete	AG	Country				Time	AGR
1	853 Wilson Ortiz	M50-54	- PRI	01:23:03	05:12:35	04:21:47	11:08:23	3647
2	852 Jason Ramos	M35-39	- PRI	01:12:30	06:09:34	05:30:05	13:04:31	1886

74.- Bustinskin Triathlon Club (5523 points)

Start #	Athlete	AG	Country				Time	AGR
1	2017 George Fridd	M45-49	- GBR	01:17:55	05:44:25	04:14:20	11:29:29	3266
2	617 Karl Lantree	M55-59	- GBR	01:50:10	06:23:53	06:10:08	14:50:47	1257
3	2021 Paul Stalley	M45-49	- GBR	01:42:44	07:24:30	05:20:07	14:52:17	1000

75.- Amis Triathletes De Casablanca (5477 points)

Start #	Athlete	AG	Country				Time	AGR
1	753 Anouar Rais	M45-49	- MAR	01:28:10	05:55:03	04:20:15	12:00:11	2898
2	751 Mohammed Idrissi Serghini	M35-39	- MAR	01:37:08	05:48:57	04:26:03	12:06:42	2579

76.- Ironmanagers Nederland (5468 points)

Start #	Athlete	AG	Country				Time	AGR
1	910 Bart Hermus	M35-39	- NLD	01:24:56	05:24:19	04:27:02	11:28:49	3034
2	907 Sjoerd Pijpers	M35-39	- NLD	01:20:04	05:34:22	05:13:06	12:18:48	2434

77.- 3T Triathlon Tenacity Team (5410 points)

Start #	Athlete	AG	Country				Time	AGR
1	1608 Francisco Gonzalez Y Dominguez	M60-64	- ESP	01:16:34	06:13:09	04:20:18	12:12:55	4155
2	958 Francesco Cambria	M50-54	- BEL	01:30:09	06:44:12	05:45:38	14:27:40	1255

78.- Kona Blue Dots (5368 points)

Start #	Athlete	AG	Country				Time	AGR
1	2373 Albert Abello Lozano	M35-39	- ESP	01:25:50	05:43:54	04:19:23	11:45:09	2838
2	2370 Antonio Tierz Álvarez	M50-54	- ESP	01:16:54	06:35:18	05:47:27	14:04:48	1530
3	2229 Jhony Serrano	M50-54	- ESP	01:39:46	07:07:22	05:45:32	14:56:54	1000

79.- Medwaytri (5262 points)

Start #	Athlete	AG	Country				Time	AGR
1	989 Mark Bloxidge	M50-54	- GBR	01:23:32	05:54:40	05:03:26	12:32:48	2634
2	1228 Leigh Stace	M50-54	- GBR	01:25:40	05:50:19	04:56:37	12:33:18	2628

80.- Newt (5026 points)

Start #	Athlete	AG	Country				Time	AGR
1	875 Nathan Davies	M30-34	- GBR	01:12:53	06:03:38	05:11:55	12:44:05	2061
2	862 Dean Edwards	M60-64	- GBR	02:00:17	06:39:57	06:04:20	15:15:25	1965
3	857 Huw Morgan	M35-39	- GBR	01:20:28	06:30:21	07:18:22	15:37:49	1000

81.- Eintracht Frankfurt Triathlon (5000 points)

Start #	Athlete	AG	Country				Time	AGR
---------	---------	----	---------	--	--	--	------	-----



IRONMAN - Age Groups - TriClub Results

81.- Eintracht Frankfurt Triathlon (5000 points)

Start #	Athlete	AG	Country				Time	AGR
1 190	Fabian Schubert	M25-29	- DEU	01:00:45	04:25:59	03:20:01	08:52:08	5000

81.- Gvt (5000 points)

Start #	Athlete	AG	Country				Time	AGR
1 155	Piotr Szczesniak	M40-44	- POL	01:09:15	04:40:53	03:09:57	09:07:18	5000

81.- Louletano (5000 points)

Start #	Athlete	AG	Country				Time	AGR
1 472	Bob Mcrae	M55-59	- USA	01:09:50	04:46:30	03:33:45	09:38:56	5000

81.- Omni-Biotic Powerteam (5000 points)

Start #	Athlete	AG	Country				Time	AGR
1 1768	Jacqueline Kallina	F30-34	- AUT	01:00:22	05:01:53	03:30:56	09:43:37	5000

81.- Team Lifetri (5000 points)

Start #	Athlete	AG	Country				Time	AGR
1 209	Mélodie Gromollard	F35-39	- FRA	01:12:13	05:42:29	04:01:49	11:06:21	5000

81.- Srl Triathlon Koblenz (5000 points)

Start #	Athlete	AG	Country				Time	AGR
1 247	Betti Fey	F60-64	- DEU	01:12:50	06:09:13	04:47:25	12:20:01	5000

81.- Ec Pinheiros (5000 points)

Start #	Athlete	AG	Country				Time	AGR
1 140	Roberto Azevedo Jr	M70-74	- BRA	01:31:46	05:59:15	05:23:05	13:12:42	5000

88.- Team Trion (4974 points)

Start #	Athlete	AG	Country				Time	AGR
1 1311	Ryosuke Ohhata	M40-44	- JPN	00:56:45	04:46:57	03:16:45	09:09:27	4974

89.- Tri Lakes Triathlon Club (4963 points)

Start #	Athlete	AG	Country				Time	AGR
1 1774	Siobhan Ryan	F35-39	- IRL	01:21:30	06:22:34	05:05:18	13:05:56	3565
2 978	Brian Mcnamara	M45-49	- IRL	01:33:11	06:16:22	05:51:22	14:05:11	1398

90.- Tdt Triathlon Club Ry (4905 points)

Start #	Athlete	AG	Country				Time	AGR
1 118	Henna Junnila	F30-34	- FIN	01:16:18	05:09:56	03:18:06	09:51:30	4905

91.- Samverga Triathlon (4872 points)

Start #	Athlete	AG	Country				Time	AGR
1 1844	Daniele Piovan	M30-34	- ITA	01:10:12	06:02:06	04:28:05	12:02:17	2563
2 1063	Gianluca Tadiello	M50-54	- ITA	01:22:17	06:18:36	05:01:11	12:59:52	2309

IRONMAN - Age Groups - TriClub Results

92.- Tyczynski Triathlon Team (4863 points)

Start #	Athlete	AG	Country				Time	AGR
1 289	Marcin Chojnacki	M45-49	 - POL	01:07:23	04:40:36	03:21:25	09:16:23	4863

93.- Clapham Chasers (4847 points)

Start #	Athlete	AG	Country				Time	AGR
1 1050	Daniel Younan	M25-29	 - EGY	01:24:42	05:55:54	04:25:32	12:00:40	2737
2 1049	Ben Jones	M25-29	 - GBR	01:29:54	05:51:43	05:11:39	12:52:56	2110

94.- Endurance Talent Foundation (4819 points)

Start #	Athlete	AG	Country				Time	AGR
1 246	Dylan Thissen	M25-29	 - NLD	01:02:29	04:33:26	03:23:19	09:07:09	4819

95.- Royal Navy Triathlon (4741 points)

Start #	Athlete	AG	Country				Time	AGR
1 269	Jessie Swift	F25-29	 - GBR	01:15:51	05:09:53	04:00:05	10:33:57	4741

96.- Rise Performance Club (4725 points)

Start #	Athlete	AG	Country				Time	AGR
1 127	Ruso Yakimovic	M35-39	 - TUR	00:57:13	04:52:25	03:11:36	09:07:54	4725

97.- Triathlöwen Bremen E.v. (4717 points)

Start #	Athlete	AG	Country				Time	AGR
1 734	Daniel Lang	M40-44	 - DEU	01:03:27	04:55:14	03:23:15	09:30:53	4717

98.- Tri Club Sporta Gt (4670 points)

Start #	Athlete	AG	Country				Time	AGR
1 1117	Felipe De La Torre	M25-29	 - GTM	01:00:39	04:55:52	03:14:38	09:19:38	4670

99.- Precision Race Team (4651 points)

Start #	Athlete	AG	Country				Time	AGR
1 1593	Dan Phillips	M30-34	 - GBR	01:02:43	05:42:07	03:36:27	10:31:35	3651
2 2393	Sean Tarrant	M35-39	 - IRL	01:38:56	07:17:13	05:50:17	15:06:12	1000

100.- As Monaco Triathlon (4599 points)

Start #	Athlete	AG	Country				Time	AGR
1 1802	Douglas Baczewski	M30-34	 - MCO	01:05:52	04:43:27	03:17:08	09:12:36	4599

101.- Club Triatló Prosan (4582 points)

Start #	Athlete	AG	Country				Time	AGR
1 2288	Ramon Bonet Olivart	M50-54	 - ESP	01:15:35	05:05:47	03:17:51	09:50:26	4582

102.- Thriko (4581 points)

Start #	Athlete	AG	Country				Time	AGR
1 909	Bjarni Jakob Gunnarsson	M35-39	 - ISL	01:00:37	04:47:04	03:24:41	09:19:55	4581

IRONMAN - Age Groups - TriClub Results

103.- Hareskovens Triathlon Klub (4578 points)

Start #	Athlete	AG	Country				Time	AGR
1 188	Klaus Halloe	M50-54	 - DNK	01:05:56	04:43:32	03:50:50	09:50:48	4578

104.- Triathlon In Tokyo (4542 points)

Start #	Athlete	AG	Country				Time	AGR
1 2032	Martin Boutard	M50-54	 - FRA	01:14:44	06:06:46	05:07:05	12:52:35	2396
2 393	Vincent Cremers	M50-54	 - BEL	01:23:27	06:20:41	05:12:12	13:13:26	2146

105.- Club De Triathlon Rouge Et Or De L'universite Laval (4516 points)

Start #	Athlete	AG	Country				Time	AGR
1 185	Carl Desruisseaux	M45-49	 - CAN	01:05:38	04:55:11	03:36:10	09:45:21	4516

106.- Tri Training Harder (4491 points)

Start #	Athlete	AG	Country				Time	AGR
1 1442	Andrew Luke	M50-54	 - GBR	00:59:35	05:04:38	03:43:41	09:58:02	4491

107.- Triathlon Ardennes (4486 points)

Start #	Athlete	AG	Country				Time	AGR
1 153	Jérôme Marechal	M35-39	 - BEL	01:08:09	04:43:58	03:26:21	09:27:50	4486

107.- North Bolton Tri (4486 points)

Start #	Athlete	AG	Country				Time	AGR
1 1043	Kirsty Taylor	F45-49	 - GBR	01:40:30	07:01:54	05:29:33	14:35:28	2347
2 1038	Chris Byrne	M45-49	 - GBR	01:26:46	06:12:55	05:03:22	13:03:23	2139

109.- Iq - Trition (4483 points)

Start #	Athlete	AG	Country				Time	AGR
1 117	Andrea Stadler	F45-49	 - ECU	01:12:35	05:51:20	04:19:06	11:37:27	4483

110.- Thames Turbo Triathlon Club (4468 points)

Start #	Athlete	AG	Country				Time	AGR
1 1021	Ed Buckley	M50-54	 - GBR	01:01:34	05:01:49	03:45:44	09:59:55	4468

111.- Oslofjord Triatlon (4466 points)

Start #	Athlete	AG	Country				Time	AGR
1 151	Knut Ole Thoreplass	M45-49	 - NOR	01:05:22	05:07:00	03:28:32	09:49:30	4466

112.- Enduro Team (4442 points)

Start #	Athlete	AG	Country				Time	AGR
1 454	Jon Overman	M40-44	 - GBR	01:07:16	05:07:00	03:29:20	09:53:46	4442

113.- Lödde Tri (4314 points)

Start #	Athlete	AG	Country				Time	AGR
1 182	Emma Lindgren	F40-44	 - SWE	01:17:19	05:31:31	04:00:51	11:01:52	4314



IRONMAN - Age Groups - TriClub Results

114.- Cama Racing Team (4299 points)

Start #	Athlete	AG	Country				Time	AGR
1 279	Alex Ferrario	M40-44	- ITA	01:35:53	04:52:12	03:21:23	10:05:41	4299

115.- Triathlon Team Dsw Darmstadt (4277 points)

Start #	Athlete	AG	Country				Time	AGR
1 229	Felix Leonhardt	M50-54	- DEU	01:14:27	05:10:02	03:37:40	10:15:52	4277

116.- Retiro Triatlon (4222 points)

Start #	Athlete	AG	Country				Time	AGR
1 2368	Benedikt Steinheuer	M30-34	- DEU	01:05:09	04:56:20	03:32:51	09:44:00	4222

117.- Taxan[Tria] (4170 points)

Start #	Athlete	AG	Country				Time	AGR
1 535	Nick Vloemans	M40-44	- BEL	01:18:45	05:05:10	03:39:28	10:16:24	4170

118.- Bohuslän Endurance Sc (4169 points)

Start #	Athlete	AG	Country				Time	AGR
1 1652	Christian Svanström	M45-49	- SWE	01:11:05	04:59:05	03:55:08	10:14:15	4169

119.- Rhondda Triathlon Club (4165 points)

Start #	Athlete	AG	Country				Time	AGR
1 110	Luke Powell	M25-29	- GBR	01:01:13	05:05:44	03:47:00	10:01:41	4165

120.- St Neots Triathlon Club - Nicetri (4160 points)

Start #	Athlete	AG	Country				Time	AGR
1 1780	Chris Elt	M40-44	- GBR	01:26:53	05:31:51	04:37:48	11:53:30	3005
2 1600	Andy Neeves	M55-59	- GBR	01:38:24	06:06:14	06:42:21	14:59:19	1155

121.- Sco Angers Triathlon (4148 points)

Start #	Athlete	AG	Country				Time	AGR
1 732	Benoit Cousin	M35-39	- FRA	01:17:29	05:01:29	03:26:48	09:55:57	4148

122.- Ferrum (4140 points)

Start #	Athlete	AG	Country				Time	AGR
1 1139	Olga Korneenkova	F40-44	- NEU	01:27:00	05:29:26	04:08:54	11:16:23	4140

123.- Moove All1 (4121 points)

Start #	Athlete	AG	Country				Time	AGR
1 721	Jack Nye	M18-24	- ESP	01:11:07	05:24:49	03:36:51	10:27:06	4121

124.- Bohuslän Endurance Sports Club (4087 points)

Start #	Athlete	AG	Country				Time	AGR
1 259	Fredrik Wennergren	M45-49	- SWE	01:21:34	05:00:39	03:47:00	10:21:06	4087

125.- Swim Bike Run Dorset (4081 points)



IRONMAN - Age Groups - TriClub Results

Start #	Athlete	AG	Country				Time	AGR
1 1601	Matt Ings	M35-39	- GBR	01:26:07	05:46:07	04:24:01	11:48:56	2793
2 2381	Paul Gardner	M55-59	- GBR	01:19:59	06:49:27	06:17:14	14:48:16	1288

126.- Team Koach (4080 points)

Start #	Athlete	AG	Country				Time	AGR
1 142	Dani Zurfluh	M40-44	- CHE	01:08:27	04:40:42	04:26:45	10:23:57	4080

127.- Cus Pro Patria Milano Triathlon (4031 points)

Start #	Athlete	AG	Country				Time	AGR
1 2313	Niccolo Moreschini	M45-49	- ITA	01:22:36	05:54:44	04:40:42	12:16:07	2707
2 1918	Marco Venneri	M45-49	- ITA	01:30:57	06:58:11	05:10:54	14:11:20	1324

128.- Trojan Triathlon (4023 points)

Start #	Athlete	AG	Country				Time	AGR
1 1589	Jonathan Mcevoy	M35-39	- GBR	01:06:06	04:49:34	04:00:46	10:06:26	4023

129.- Raise The Bar (4019 points)

Start #	Athlete	AG	Country				Time	AGR
1 239	Steve Johns	M45-49	- USA	01:08:25	05:12:49	03:55:10	10:26:44	4019

129.- Bsv Friesen 1895 E.v. (4019 points)

Start #	Athlete	AG	Country				Time	AGR
1 1281	Virginie Kruse	F45-49	- DEU	01:22:53	06:09:51	04:27:11	12:16:05	4019

131.- Playgroundtriathlon (4016 points)

Start #	Athlete	AG	Country				Time	AGR
1 489	Christian Lund	M35-39	- DNK	00:58:45	05:03:37	03:55:30	10:07:00	4016

132.- Br Esportes (3984 points)

Start #	Athlete	AG	Country				Time	AGR
1 125	Eduardo Fusco Calvilho	M45-49	- BRA	01:06:31	05:04:53	04:07:36	10:29:38	3984

133.- Club Triatlon Arabi Yecla Catlike (3983 points)

Start #	Athlete	AG	Country				Time	AGR
1 1964	Patricio Puche	M35-39	- ESP	01:05:21	05:14:29	03:42:33	10:09:42	3983

134.- 3Lab (3971 points)

Start #	Athlete	AG	Country				Time	AGR
1 785	Alejandro Montoya	M40-44	- COL	01:08:24	05:25:00	03:46:58	10:32:59	3971

135.- Trismile (3961 points)





Start #	Athlete	AG	Country				Time	AGR
1 113	Marek Aasna	M40-44	- EST	01:09:40	05:10:06	04:02:25	10:33:53	3961

136.- Haderslev Tri 2000 (3958 points)

IRONMAN - Age Groups - TriClub Results

Start #	Athlete	AG	Country				Time	AGR
1	2236 Per Lausen	M50-54	 - DNK	01:10:24	05:05:03	04:18:13	10:42:29	3958





137.- Bocholter Wsv (3953 points)

Start #	Athlete	AG	Country				Time	AGR
1	1719 Frank Kormann	M60-64	 - DEU	01:32:43	05:42:39	04:57:47	12:29:47	3953

138.- Elbaman Team (3952 points)

Start #	Athlete	AG	Country				Time	AGR
1	192 Michele Nicastrì	M45-49	 - MLT	01:07:13	05:05:25	04:08:25	10:32:21	3952





139.- Mrrc München (3951 points)

Start #	Athlete	AG	Country				Time	AGR
1	564 Roman Schindlbeck	M35-39	 - DEU	01:01:45	05:01:18	04:01:01	10:12:22	3951

140.- Team Nft (3950 points)

Start #	Athlete	AG	Country				Time	AGR
1	214 Panos Georgiades	M30-34	 - CYP	01:05:48	05:00:51	03:51:54	10:06:39	3950

141.- Fc St. Pauli Triathlon (3947 points)

Start #	Athlete	AG	Country				Time	AGR
1	257 Lutz Koch	M50-54	 - DEU	01:14:45	05:11:52	04:05:33	10:43:23	3947

142.- Triatlon Avila (3897 points)

Start #	Athlete	AG	Country				Time	AGR
1	197 Francisco Javier Heras Martin	M30-34	 - ESP	01:07:28	05:02:46	03:52:30	10:11:03	3897


142.- The Flying Dutchman Team (3897 points)

Start #	Athlete	AG	Country				Time	AGR
1	612 Maikel Van Haagen	M30-34	 - NLD	01:03:02	05:08:59	03:51:05	10:11:06	3897

144.- Duisburger Schwimmverein Von 1898 Ev (3892 points)

Start #	Athlete	AG	Country				Time	AGR
1	227 Oliver Munnes	M40-44	 - DEU	01:14:23	05:27:18	03:47:21	10:39:36	3892

145.- Zeppelin-Team Osc Potsdam (3882 points)

Start #	Athlete	AG	Country				Time	AGR
1	111 Michael Wiechert	M45-49	 - DEU	01:16:54	05:09:49	04:02:35	10:38:12	3882

145.- Wakefield Triathlon Club (3882 points)

Start #	Athlete	AG	Country				Time	AGR
1	166 Dave Cresswell	M40-44	 - GBR	01:12:54	05:04:37	04:13:33	10:40:28	3882

147.- Beweeg Meer Triatlon Team (3880 points)

Start #	Athlete	AG	Country				Time	AGR
1	1277 Maaïke Pieters	F30-34	 - BEL	01:13:00	05:30:48	04:21:33	11:16:54	3880

IRONMAN - Age Groups - TriClub Results

148.- Tbl Stefanomassa Team (3872 points)

Start #	Athlete	AG	Country				Time	AGR
1 1852	Andrea Polito	M45-49	 - ITA	01:23:14	06:13:53	04:57:05	12:53:24	2259
2 1914	Matteo Bocchi	M50-54	 - ITA	01:18:31	06:26:23	05:55:04	13:57:51	1613

149.- One Capital (3865 points)

Start #	Athlete	AG	Country				Time	AGR
1 164	Alex Begg	M60-64	 - USA	01:06:17	05:32:35	05:42:01	12:37:07	3865

150.- Fh Oö Sports Team (3845 points)

Start #	Athlete	AG	Country				Time	AGR
1 161	Markus Zöchbauer	M45-49	 - AUT	01:24:42	05:04:49	04:02:41	10:41:17	3845

151.- Gap Hautes-Alpes Triathlon (3844 points)

Start #	Athlete	AG	Country				Time	AGR
1 283	Alan Cariou	M25-29	 - FRA	01:05:54	05:08:12	04:05:41	10:28:25	3844

152.- Tvt Team Vandetastets (3824 points)

Start #	Athlete	AG	Country				Time	AGR
1 832	Mihailo Lazarevic	M40-44	 - SRB	01:11:56	05:24:08	03:56:29	10:45:18	3824

153.- Trinergy (3804 points)

Start #	Athlete	AG	Country				Time	AGR
1 116	Tomasz Socha	M55-59	 - POL	01:19:45	05:34:09	04:14:44	11:18:36	3804

154.- Dg Tri-Team Gösselsdorf (3784 points)

Start #	Athlete	AG	Country				Time	AGR
1 221	Marco Auprich	M40-44	 - AUT	01:19:39	05:17:18	04:01:54	10:48:36	3784

155.- Toulouse Triathlon (3778 points)

Start #	Athlete	AG	Country				Time	AGR
1 1928	Eric Gouroux	M50-54	 - FRA	01:12:21	05:23:52	04:08:46	10:57:28	3778

155.- Red Dog Triathlon Training (3778 points)

Start #	Athlete	AG	Country				Time	AGR
1 411	Fiona Lawrence	F50-54	 - AUS	01:24:26	05:48:22	05:08:36	12:34:12	3778

157.- Dds Srl (3777 points)

Start #	Athlete	AG	Country				Time	AGR
1 149	Mario Ruta	M45-49	 - ITA	01:08:55	05:11:22	04:15:31	10:46:53	3777

158.- Bloc Coaching & Race Team (3776 points)

Start #	Athlete	AG	Country				Time	AGR
1 764	Drew Davy	M55-59	 - GBR	01:16:02	05:38:26	04:11:09	11:20:53	3776

159.- Jesolo Triathlon (3770 points)



IRONMAN - Age Groups - TriClub Results

Start #	Athlete	AG	Country				Time	AGR
1	163 Stefano Vidotto	M35-39	- ITA	01:30:47	05:02:53	03:42:13	10:27:31	3770

160.- Aqua Protect 3 Team (Ap3T) (3764 points)

Start #	Athlete	AG	Country				Time	AGR
1	243 Dave Degain	M45-49	- BEL	01:09:31	04:58:47	04:27:34	10:48:01	3764

161.- Keski-Pohjanmaan Triathlon Kp-Tri (3748 points)

Start #	Athlete	AG	Country				Time	AGR
1	705 Marko Honkala	M50-54	- FIN	01:25:47	05:30:43	03:50:28	10:59:59	3748

162.- Sc Hinterland (3738 points)

Start #	Athlete	AG	Country				Time	AGR
1	202 Kai Larsen	M45-49	- DEU	01:14:14	05:08:02	04:19:10	10:50:12	3738

163.- Impact Tt (3718 points)

Start #	Athlete	AG	Country				Time	AGR
1	2101 Craig Mounsey	M40-44	- GBR	01:12:25	05:04:06	04:27:34	10:54:07	3718

164.- Barracuda Triathlon Club (Uk) (3698 points)

Start #	Athlete	AG	Country				Time	AGR
1	443 Mike Lake	M70-74	- GBR	01:25:32	06:49:10	06:31:09	15:01:10	3698

165.- Cus Ferrara Triathlon (3692 points)

Start #	Athlete	AG	Country				Time	AGR
1	1233 Davide Peschiaroli	M50-54	- ITA	01:25:21	05:30:05	03:57:54	11:04:39	3692

166.- Bloxfit (3686 points)

Start #	Athlete	AG	Country				Time	AGR
1	597 Hannah Bizoumis	F35-39	- GBR	01:29:27	06:01:22	05:07:15	12:55:51	3686

167.- Antibes Triathlon (3651 points)

Start #	Athlete	AG	Country				Time	AGR
1	2179 Luca Brie	M30-34	- FRA	01:10:10	05:09:31	03:55:31	10:31:35	3651

168.- London Fire Brigade Triathlon Club (3637 points)

Start #	Athlete	AG	Country				Time	AGR
1	1744 Helena Kvepa	F35-39	- LVA	01:30:42	06:12:09	04:57:32	12:59:56	3637

169.- Limoges Triathlon (3630 points)

Start #	Athlete	AG	Country				Time	AGR
1	122 Maxime Bourrel	M30-34	- FRA	01:02:11	05:00:21	04:18:27	10:33:18	3630

170.- Trythan (3606 points)

Start #	Athlete	AG	Country				Time	AGR
1	536 Lisa Mcshea	F45-49	- GBR	01:15:44	06:10:19	05:12:00	12:50:32	3606

IRONMAN - Age Groups - TriClub Results


171.- Leighton Buzzard Triathlon Club (3572 points)

Start #	Athlete	AG	Country				Time	AGR
1 1389	Nick Taylor-Komar	M50-54	 - GBR	01:21:38	05:39:14	04:00:50	11:14:38	3572

172.- Roncq Triathlon (3571 points)

Start #	Athlete	AG	Country				Time	AGR
1 2364	Fabrice Paumier	M45-49	 - FRA	01:14:59	05:06:25	04:32:40	11:04:04	3571

172.- Galway Triathlon Club (3571 points)

Start #	Athlete	AG	Country				Time	AGR
1 488	Pawel Ziembik	M40-44	 - POL	01:07:50	05:26:39	04:16:23	11:06:19	3571

174.- Team Optima (3555 points)

Start #	Athlete	AG	Country				Time	AGR
1 1485	Kalle Mätäsjärvi	M45-49	 - FIN	01:18:53	05:49:57	05:01:15	12:28:46	2555
2 1509	Aki Koivisto	M40-44	 - FIN	02:16:38	06:57:41	06:15:27	15:46:27	1000

175.- Team Sfq (3548 points)

Start #	Athlete	AG	Country				Time	AGR
1 647	Kari Myrland	F60-64	 - USA	01:31:35	06:44:32	05:46:43	14:20:57	3548

176.- Vo2Magnum (3538 points)

Start #	Athlete	AG	Country				Time	AGR
1 1763	Eero Heiskanen	M45-49	 - FIN	01:20:15	05:00:20	04:37:29	11:06:49	3538

177.- Tri Team Athena (3523 points)

Start #	Athlete	AG	Country				Time	AGR
1 1234	Ross Mckiernan	M30-34	 - GBR	01:14:32	05:16:16	04:01:08	10:42:15	3523

178.- Wigan Harriers Tri (3521 points)

Start #	Athlete	AG	Country				Time	AGR
1 1596	Simon Tubbs	M45-49	 - GBR	01:12:03	05:25:28	04:17:41	11:08:14	3521






179.- 3Md (3519 points)

Start #	Athlete	AG	Country				Time	AGR
1 865	Quinten De Ridder	M18-24	 - BEL	01:12:20	04:59:34	04:53:45	11:17:19	3519

180.- Peak Performance Wales (3509 points)

Start #	Athlete	AG	Country				Time	AGR
1 210	Phillip Turner	M55-59	 - GBR	01:22:25	05:18:42	04:50:16	11:43:09	3509

181.- Trion3 (3493 points)

Start #	Athlete	AG	Country				Time	AGR
1 1894	Josemaria Colin Carrasco	M35-39	 - MEX	01:41:48	06:12:02	05:27:05	13:39:07	1470
2 1354	Genaro Hueman Vazquez Mayorga	M40-44	 - MEX	02:10:14	06:59:16	05:03:34	14:38:40	1023



IRONMAN - Age Groups - TriClub Results

181.- Trion3 (3493 points)

Start #	Athlete	AG	Country				Time	AGR
3 1620	Jose Luis Heredia Rosas	M40-44	- MEX	01:58:41	07:03:17	06:01:08	15:24:48	1000

182.- Mx Endurance (3477 points)

Start #	Athlete	AG	Country				Time	AGR
1 205	Elizabeth Vernon	F45-49	- GBR	01:16:00	05:52:31	05:38:18	13:01:17	3477

183.- Warrington Tri Club (3463 points)

Start #	Athlete	AG	Country				Time	AGR
1 1182	Paul Stout	M45-49	- GBR	00:57:58	05:11:46	04:47:22	11:13:07	3463

184.- Asd. Bora Multisport Trieste - Granfondo D'europa (3462 points)

Start #	Athlete	AG	Country				Time	AGR
1 143	Marco Potenza	M45-49	- ITA	01:20:30	05:39:35	03:59:21	11:13:09	3462

185.- @Craigmabon Performance Coaching (3438 points)

Start #	Athlete	AG	Country				Time	AGR
1 1212	Alex Gregg	M30-34	- AUS	01:14:54	05:22:41	04:00:04	10:49:18	3438

186.- Andover Triathlon Club (3436 points)

Start #	Athlete	AG	Country				Time	AGR
1 1770	Peter Lewis	M50-54	- GBR	01:15:06	05:31:29	04:27:51	11:25:58	3436

187.- Izgs Haarlem (3434 points)

Start #	Athlete	AG	Country				Time	AGR
1 1099	Willem De Vries	M55-59	- NLD	01:25:39	05:47:29	04:21:33	11:49:24	3434

188.- Stade Français (3429 points)

Start #	Athlete	AG	Country				Time	AGR
1 1322	Thomas Bouillot	M30-34	- FRA	01:08:59	05:07:48	04:22:44	10:50:05	3429

189.- Chessy Triathlon (3421 points)

Start #	Athlete	AG	Country				Time	AGR
1 1460	David Jaugey	M45-49	- FRA	01:24:47	05:23:06	04:18:15	11:16:36	3421

190.- Tri-Team Hagen (3419 points)

Start #	Athlete	AG	Country				Time	AGR
1 935	Michael Höfling	M50-54	- DEU	01:05:06	05:47:49	04:22:53	11:27:24	3419

191.- Club Triatlo Gandia (3417 points)

Start #	Athlete	AG	Country				Time	AGR
1 2176	David Dominguez Moreno	M40-44	- ESP	01:08:23	05:37:31	04:21:35	11:19:09	3417

192.- Tri.p.coaching (3404 points)



IRONMAN - Age Groups - TriClub Results

Start #	Athlete	AG	Country				Time	AGR
1 1383	Matthias Schreiner	M35-39	- DEU	01:11:06	05:25:38	04:09:08	10:58:00	3404

193.- Triathlon Club Nantais (3401 points)

Start #	Athlete	AG	Country				Time	AGR
1 235	Yanis Salah	M30-34	- FRA	01:03:43	05:20:48	04:17:43	10:52:24	3401

194.- Caerphilly Triers (3389 points)

Start #	Athlete	AG	Country				Time	AGR
1 1467	Simon Williams	M55-59	- GBR	01:25:26	05:37:18	04:35:40	11:53:08	3389

195.- Maidstone Harriers Tri Club (3388 points)

Start #	Athlete	AG	Country				Time	AGR
1 420	Ian Forrest	M50-54	- GBR	01:19:42	05:43:58	04:13:09	11:29:56	3388

196.- Triathlon Club Colombo (3383 points)

Start #	Athlete	AG	Country				Time	AGR
1 270	David Hall	M55-59	- GBR	01:13:03	05:39:24	04:40:47	11:53:41	3383

197.- Team Liv2Win (3362 points)

Start #	Athlete	AG	Country				Time	AGR
1 1029	Rodrigo Davila	M35-39	- MEX	01:26:34	05:35:59	03:46:29	11:01:27	3362

198.- Club Triatlón Ánade (3353 points)

Start #	Athlete	AG	Country				Time	AGR
1 1372	Jose Luis Gómez Carmona	M50-54	- ESP	01:21:58	05:55:26	04:01:29	11:32:51	3353

199.- Triathlon Toul Team (3352 points)

Start #	Athlete	AG	Country				Time	AGR
1 156	Gwenn Galland	M30-34	- FRA	01:08:06	05:15:54	04:22:32	10:56:28	3352

200.- Peak Academy Racing (3349 points)

Start #	Athlete	AG	Country				Time	AGR
1 1937	Michael Akers	M35-39	- GBR	01:08:20	05:05:00	04:36:06	11:02:35	3349

200.- Atcc Avenir Triathlon Club Charleroi (3349 points)

Start #	Athlete	AG	Country				Time	AGR
1 1607	Michel Gilbert	M55-59	- BEL	01:40:55	05:44:58	04:05:35	11:56:30	3349

202.- Cardiff Triathletes (3345 points)

Start #	Athlete	AG	Country				Time	AGR
1 1246	Laura Thompson	F30-34	- GBR	01:11:25	06:15:41	04:18:58	12:01:32	3345

203.- Stirling Triathlon Club (3343 points)

Start #	Athlete	AG	Country				Time	AGR
1 438	Tom Kennedy	M30-34	- GBR	01:26:37	05:22:57	03:57:18	10:57:15	3343



IRONMAN - Age Groups - TriClub Results

204.- Gog Triathlon Club (3333 points)

Start #	Athlete	AG	Country				Time	AGR
1 2248	Joni Stubbs-Thrush	F45-49	- GBR	01:13:16	06:02:24	05:31:01	13:13:15	3333

205.- Asd Go Tri Team Gorizia (3313 points)

Start #	Athlete	AG	Country				Time	AGR
1 222	Antonio Guido Monno	M70-74	- ITA	01:40:50	07:26:24	06:01:40	15:33:16	3313

206.- Run Ran Run Triathlon (3279 points)

Start #	Athlete	AG	Country				Time	AGR
1 1006	Damiano Cappellari	M45-49	- ITA	01:28:06	05:38:20	04:01:53	11:28:23	3279

207.- Jbr Run & Tri Club (3272 points)

Start #	Athlete	AG	Country				Time	AGR
1 2076	Gavin Medlin	M35-39	- GBR	01:08:41	05:18:46	04:31:21	11:08:57	3272

208.- Reckless Race (3243 points)

Start #	Athlete	AG	Country				Time	AGR
1 1630	Aaro Järvinen	M35-39	- FIN	01:19:10	05:17:40	04:23:18	11:11:24	3243

209.- Chlpate Gazely (3223 points)

Start #	Athlete	AG	Country				Time	AGR
1 1158	Branislav Grman	M45-49	- SVK	01:46:32	05:14:11	04:08:58	11:33:04	3223

210.- Trisurrey (3210 points)

Start #	Athlete	AG	Country				Time	AGR
1 1671	Julian Gibson	M50-54	- GBR	01:31:35	05:47:52	04:11:58	11:44:49	3210

211.- Crystal Palace Triathletes (3196 points)

Start #	Athlete	AG	Country				Time	AGR
1 2416	Pieter-Jan Bouten	M45-49	- BEL	01:17:35	06:08:16	03:55:28	11:35:20	3196

212.- Turbo Triathlon (3193 points)

Start #	Athlete	AG	Country				Time	AGR
1 1126	Eric Deknop	M50-54	- BEL	01:20:03	05:38:51	04:30:53	11:46:11	3193

213.- Ironteam Argentina (3190 points)

Start #	Athlete	AG	Country				Time	AGR
1 652	Nicolas Terreri	M35-39	- ARG	01:28:37	05:35:19	03:59:08	11:15:51	3190

214.- Sagc Tri (Adrien Caruso) (3154 points)

Start #	Athlete	AG	Country				Time	AGR
1 1776	Adrien Caruso	M18-24	- FRA	01:09:15	05:40:50	04:45:45	11:47:45	3154

215.- Team Mermillod Triathlon Tmt (3148 points)



IRONMAN - Age Groups - TriClub Results

Start #	Athlete	AG	Country				Time	AGR
1 728	Xavier Bloem	M50-54	- FRA	01:15:12	05:37:08	04:47:53	11:49:56	3148

216.- Issy Triathlon (3147 points)

Start #	Athlete	AG	Country				Time	AGR
1 1316	Sébastien Lavallée	M35-39	- FRA	01:17:41	05:30:40	05:37:54	12:42:42	2147
2 2366	Anthony Bosc	M35-39	- FRA	01:24:25	06:26:50	07:23:43	15:32:08	1000

217.- Temptraining.ru (3144 points)

Start #	Athlete	AG	Country				Time	AGR
1 592	Vyacheslav Kan	M45-49	- KAZ	01:11:25	05:44:27	04:33:38	11:39:41	3144

218.- Triathlonsteckelcologne (3141 points)

Start #	Athlete	AG	Country				Time	AGR
1 226	Manfred Steckel	M65-69	- DEU	01:23:54	06:10:41	06:07:46	14:01:24	3141

219.- Mayencos Triatlon (3139 points)

Start #	Athlete	AG	Country				Time	AGR
1 2280	Jorge Rey	M40-44	- ESP	01:07:01	05:12:47	05:05:12	11:42:23	3139

220.- C.n.c.v.g. (3130 points)

Start #	Athlete	AG	Country				Time	AGR
1 1484	Pedro Leiria	M50-54	- PRT	01:29:05	05:39:34	04:26:06	11:51:28	3130

221.- Mallow Tri Club (3129 points)

Start #	Athlete	AG	Country				Time	AGR
1 1374	Stephen Jones	M45-49	- IRL	01:14:36	05:44:36	04:27:27	11:40:55	3129

222.- Blackteam (3127 points)

Start #	Athlete	AG	Country				Time	AGR
1 1033	Santiago Molini	M35-39	- URY	01:31:17	06:12:15	04:51:24	12:54:18	2008
2 1067	Rodny Panuncio	M45-49	- URY	01:22:40	06:11:43	06:34:15	14:28:25	1119

223.- Cnatril (3125 points)

Start #	Athlete	AG	Country				Time	AGR
1 1754	Rodrigo Pacheco	M30-34	- BRA	01:12:35	05:29:01	04:15:39	11:15:24	3125

224.- Athelite Triathlon Club (3115 points)

Start #	Athlete	AG	Country				Time	AGR
1 187	Wilson Kane	M55-59	- GBR	01:17:49	05:39:54	05:06:01	12:16:00	3115

225.- Crv Lyon Triathlon (3110 points)

Start #	Athlete	AG	Country				Time	AGR
1 2157	Herve Tremouilles	M50-54	- FRA	01:16:06	06:04:35	04:19:11	11:53:08	3110

226.- Club Triatlon Torrevieja (3100 points)



IRONMAN - Age Groups - TriClub Results

Start #	Athlete	AG	Country				Time	AGR
1	859 Estefanía Carbonell Ferrández	F40-44	- ESP	01:31:06	06:01:32	04:54:08	12:43:03	3100

227.- Unstoppable Sport Club (3095 points)

Start #	Athlete	AG	Country				Time	AGR
1	1827 Ioana Iorgulescu	F55-59	- ROU	02:01:25	07:02:26	04:57:23	14:18:26	3095

228.- Hampstead Triathlon Club (3071 points)

Start #	Athlete	AG	Country				Time	AGR
1	1018 Micheal Costello	M25-29	- IRL	01:27:35	06:00:35	03:49:14	11:32:49	3071

229.- Nice Sport (3059 points)

Start #	Athlete	AG	Country				Time	AGR
1	1040 Christian Orellana Higuera	M50-54	- CHL	01:24:47	05:42:56	04:36:40	11:57:24	3059

230.- Runmax (3054 points)

Start #	Athlete	AG	Country				Time	AGR
1	579 Alexander Guerrero	M45-49	- COL	01:18:44	05:50:09	04:24:07	11:47:12	3054

231.- Toac Triathlon (3044 points)

Start #	Athlete	AG	Country				Time	AGR
1	2022 Paul Newey	M40-44	- GBR	01:10:14	05:58:15	04:27:23	11:50:16	3044

232.- Bullet Team (3034 points)

Start #	Athlete	AG	Country				Time	AGR
1	1595 Wojciech Owczarz	M30-34	- POL	01:20:34	05:39:29	04:11:57	11:23:02	3034

233.- Woman Triathlon Italia (3005 points)

Start #	Athlete	AG	Country				Time	AGR
1	634 Rosangela Campari	F50-54	- ITA	01:39:31	06:51:57	04:45:52	13:38:37	3005

234.- Fredericia Triathlon Team (2965 points)

Start #	Athlete	AG	Country				Time	AGR
1	716 Birgitte Brinck-Jensen	F55-59	- DNK	01:56:40	06:58:40	05:13:07	14:29:13	2965

235.- Celtic Tri Club (2955 points)

Start #	Athlete	AG	Country				Time	AGR
1	745 Ray Morrissey	M50-54	- IRL	01:35:45	06:03:00	04:04:04	12:06:01	2955

236.- Blackwater Triathlon Club Cork (2945 points)

Start #	Athlete	AG	Country				Time	AGR
1	2185 Michael Lyons	M35-39	- IRL	01:15:47	05:23:33	04:45:27	11:36:14	2945

237.- Los Vathros (2942 points)

Start #	Athlete	AG	Country				Time	AGR
1	1323 Nomicos Roussos	M65-69	- GRC	01:51:30	07:04:46	04:57:30	14:17:56	2942

IRONMAN - Age Groups - TriClub Results

238.- Oman Triathlon (2930 points)

Start #	Athlete	AG	Country				Time	AGR
1 244	Annie Parker	F45-49	 - GBR	01:15:38	06:42:33	05:37:34	13:46:49	2930

239.- Romagna Triathlon Cicli Neri Asd (2923 points)

Start #	Athlete	AG	Country				Time	AGR
1 2082	Andrea Pagliarani	M50-54	 - ITA	01:17:51	05:59:19	04:34:10	12:08:42	2923

240.- Triathlon Training Center (2919 points)

Start #	Athlete	AG	Country				Time	AGR
1 1534	Waldemar Nowak	M40-44	 - POL	01:45:32	05:19:35	04:37:21	12:00:41	2919





241.- Brown Shoes Triathlon Club (2910 points)

Start #	Athlete	AG	Country				Time	AGR
1 704	Mirek Pyrsz	M40-44	 - POL	01:11:34	05:32:28	05:03:49	12:01:24	2910

242.- Helix Triathlon (2908 points)

Start #	Athlete	AG	Country				Time	AGR
1 277	Jason Roberts	M45-49	 - AUS	01:19:26	05:37:25	04:47:28	11:59:21	2908

242.- Dlc Aachen (2908 points)

Start #	Athlete	AG	Country				Time	AGR
1 448	Susanne Kadri	F55-59	 - DEU	01:44:34	06:34:04	06:01:40	14:33:59	2908

244.- Kalmar Rc Triathlon (2904 points)

Start #	Athlete	AG	Country				Time	AGR
1 1866	Martin Sandberg	M50-54	 - SWE	01:08:54	04:52:31	05:55:04	12:10:16	2904

245.- Swim-1St Tri Club (2894 points)

Start #	Athlete	AG	Country				Time	AGR
1 996	Henry Dayus	M25-29	 - GBR	01:12:18	05:56:10	04:22:38	11:47:37	2894

246.- Triathlon Grosseto (2855 points)

Start #	Athlete	AG	Country				Time	AGR
1 2254	Massimo Mariotti	M55-59	 - ITA	01:12:47	05:37:23	05:34:22	12:37:40	2855

247.- Tri Starogard Gdanski (2840 points)

Start #	Athlete	AG	Country				Time	AGR
1 1551	Juliusz Kalinowski	M40-44	 - POL	01:20:57	05:57:45	04:33:45	12:07:15	2840

248.- Asd Varese Triathlon S.b.r. (2805 points)

Start #	Athlete	AG	Country				Time	AGR
1 1988	Marco Scaltritti	M40-44	 - ITA	01:24:55	06:13:34	04:14:26	12:10:10	2805

249.- Ocala Triathletes (2801 points)



IRONMAN - Age Groups - TriClub Results

Start #	Athlete	AG	Country				Time	AGR
1 1628	Nicolas Blaser	M50-54	- USA	01:22:40	05:52:33	04:49:51	12:18:50	2801

250.- Bad Tri (2775 points)

Start #	Athlete	AG	Country				Time	AGR
1 2316	Graeme Ritchie	M55-59	- GBR	01:38:41	06:51:38	05:04:16	14:07:37	1775
2 1953	Matt Perks	M45-49	- GBR	01:36:14	07:08:44	06:00:04	15:08:19	1000

251.- Purosangue Athletics Club (2764 points)

Start #	Athlete	AG	Country				Time	AGR
1 1402	Valerio Ottaviani	M45-49	- ITA	01:19:49	05:45:34	04:49:03	12:11:18	2764

252.- Randers Freja Triathlon (2749 points)

Start #	Athlete	AG	Country				Time	AGR
1 1339	Morten Jensen	M45-49	- DNK	01:44:15	05:35:01	04:39:15	12:12:36	2749

253.- Triatló L'hospitalet (2730 points)

Start #	Athlete	AG	Country				Time	AGR
1 1211	Sergi Vidal Mulero	M40-44	- ESP	01:37:47	06:11:17	04:15:57	12:16:27	2730

254.- Triatlón Klub "Tamis" (2725 points)

Start #	Athlete	AG	Country				Time	AGR
1 288	Vladimir Micic	M40-44	- SRB	01:23:44	05:37:37	05:02:07	12:16:51	2725

255.- Triatman (2722 points)

Start #	Athlete	AG	Country				Time	AGR
1 1208	Andriy Rudenko	M40-44	- UKR	01:39:30	05:47:28	04:35:59	12:17:07	2722

256.- Ik Fyris Triathlon (2710 points)

Start #	Athlete	AG	Country				Time	AGR
1 546	Henrik Jansson	M40-44	- SWE	01:24:17	05:59:43	04:28:35	12:18:08	2710

257.- Karlsruher Lemminge (2703 points)

Start #	Athlete	AG	Country				Time	AGR
1 533	Wolfgang Schoch	M40-44	- DEU	01:33:06	05:40:40	04:49:18	12:18:43	2703

258.- Tri Energy (2694 points)

Start #	Athlete	AG	Country				Time	AGR
1 1737	Dave Ambler	M65-69	- GBR	01:27:24	06:33:40	06:12:20	14:38:36	2694

259.- T.t. Cesenatico Asd (2688 points)

Start #	Athlete	AG	Country				Time	AGR
1 1143	Luca Piccolo	M50-54	- ITA	01:14:39	05:48:49	05:07:23	12:28:18	2688

260.- Spirit Tri Norway (2686 points)


Start #	Athlete	AG	Country				Time	AGR
---------	---------	----	---------	--	--	--	------	-----

IRONMAN - Age Groups - TriClub Results

260.- Spirit Tri Norway (2686 points)

Start #	Athlete	AG	Country				Time	AGR
1 708	Roald Aga	M40-44	 - NOR	01:26:57	06:14:56	04:26:46	12:20:05	2686


261.- Csg Tri Team (2684 points)

Start #	Athlete	AG	Country				Time	AGR
1 1769	David Dobias	M45-49	 - CZE	01:11:35	05:10:00	05:46:12	12:18:02	2684

262.- Belper Ten Twenty (2672 points)

Start #	Athlete	AG	Country				Time	AGR
1 456	Ken Jeffery	M55-59	 - GBR	01:33:02	06:21:07	04:36:04	12:52:53	2672

263.- Sc Bayer 05 Uerdingen (2663 points)

Start #	Athlete	AG	Country				Time	AGR
1 1388	Oliver Block	M55-59	 - DEU	01:21:48	05:55:24	05:18:37	12:53:39	2663

264.- Rousset Triathlon (2648 points)

Start #	Athlete	AG	Country				Time	AGR
1 480	Daniel Belmonte	M50-54	 - FRA	01:19:21	05:35:14	05:23:19	12:31:38	2648

265.- Go&Run (2634 points)

Start #	Athlete	AG	Country				Time	AGR
1 780	Oscar Montoya	M40-44	 - COL	01:48:16	05:59:54	04:08:14	12:24:24	2634

266.- Sporting Clube De Espinho - Fersilva (2617 points)

Start #	Athlete	AG	Country				Time	AGR
1 643	Victor Manuel Ferreira Sá	M50-54	 - PRT	01:25:00	05:49:16	05:07:35	12:34:11	2617




267.- Vtt | Valxer Triathlon Team A.s.d. (2614 points)

Start #	Athlete	AG	Country				Time	AGR
1 1618	Luca Giudici	M35-39	 - ITA	01:24:11	05:48:03	04:34:42	12:03:49	2614

268.- Ironteam Italia (2608 points)

Start #	Athlete	AG	Country				Time	AGR
1 1314	Michele Massaro	M35-39	 - ITA	01:25:11	05:31:07	04:54:51	12:04:21	2608

268.- Hamburger Sv Triathlon (2608 points)

Start #	Athlete	AG	Country				Time	AGR
1 2201	Manfred Landgraf	M50-54	 - DEU	01:37:33	06:06:31	04:29:24	12:34:58	2608

270.- Aquila Triathlon (2603 points)

Start #	Athlete	AG	Country				Time	AGR
1 737	Ville Kostianen	M40-44	 - FIN	01:42:58	05:45:03	04:44:02	12:26:59	2603

270.- Triathlon Team Eupen (2603 points)



IRONMAN - Age Groups - TriClub Results

Start #	Athlete	AG	Country				Time	AGR
1 1804	François Van Lishout	M40-44	- BEL	01:22:45	06:37:57	04:12:33	12:27:00	2603

272.- North Bristol Triathlon Club (2602 points)

Start #	Athlete	AG	Country				Time	AGR
1 556	Chris Fletcher	M45-49	- GBR	01:16:31	05:31:25	05:21:19	12:24:52	2602

273.- Ktk86 (2580 points)

Start #	Athlete	AG	Country				Time	AGR
1 1563	Ronnie Jelsbak	M40-44	- DNK	01:08:06	05:18:09	05:53:33	12:28:58	2580

274.- 3K Sport (2570 points)

Start #	Athlete	AG	Country				Time	AGR
1 864	Rok Planinsec	M45-49	- SVN	01:23:46	05:41:53	05:03:45	12:27:28	2570

275.- Purple Patch Fitness (2566 points)

Start #	Athlete	AG	Country				Time	AGR
1 2230	Chris Connor	M40-44	- GBR	01:32:35	06:08:08	04:31:08	12:30:08	2566

276.- South Coast Sharks (2564 points)

Start #	Athlete	AG	Country				Time	AGR
1 1110	Martin Smith	M50-54	- GBR	01:22:47	05:59:25	04:59:40	12:38:37	2564

277.- Pr Performance (2562 points)

Start #	Athlete	AG	Country				Time	AGR
1 822	Cheree Lucero	F30-34	- USA	01:51:09	06:21:03	04:41:31	13:06:45	2562

278.- Rssctriathlon (2537 points)

Start #	Athlete	AG	Country				Time	AGR
1 2006	Olivier Lacrouts	M45-49	- FRA	01:25:13	06:16:45	04:28:59	12:30:14	2537

279.- Sportunion Südstadt (2533 points)

Start #	Athlete	AG	Country				Time	AGR
1 1135	Klemens Wolf	M60-64	- AUT	01:25:07	06:26:03	06:13:29	14:28:06	2533

280.- Tri-Finisher Berlin E.v. (2495 points)

Start #	Athlete	AG	Country				Time	AGR
1 929	Fabian Hübner	M35-39	- DEU	00:57:11	05:01:45	06:06:09	12:13:44	2495

281.- Fredrikstad Triatlonklubb (2483 points)


Start #	Athlete	AG	Country				Time	AGR
1 912	Martin Irgens Ronæs	M45-49	- NOR	01:14:23	05:44:57	05:19:09	12:34:45	2483

282.- Triathlon Brescia Dtri Asd (2473 points)

Start #	Athlete	AG	Country				Time	AGR
1 1629	Massimo Zambelli	M55-59	- ITA	01:38:30	05:53:49	05:15:36	13:09:30	2473

IRONMAN - Age Groups - TriClub Results

283.- Ute Mückel Triathlon E.v. (2471 points)

Start #	Athlete	AG	Country				Time	AGR
1 184	Christian Witte	M45-49	 - DEU	01:19:50	05:18:44	05:46:20	12:35:47	2471

284.- Sportsmetrics (2419 points)

Start #	Athlete	AG	Country				Time	AGR
1 509	Arturo Williams Santos	M55-59	 - MEX	01:23:08	05:59:40	05:23:26	13:13:58	2419

285.- Grimsby Triathlon Club (2401 points)

Start #	Athlete	AG	Country				Time	AGR
1 445	Andrew Clark	M40-44	 - GBR	01:24:50	05:42:19	05:23:15	12:43:50	2401

286.- Knutsford Tri Club (2385 points)

Start #	Athlete	AG	Country				Time	AGR
1 1416	Emma Bleasdale	F25-29	 - GBR	01:28:48	07:38:36	04:25:28	13:50:17	2385

287.- Dawaj Kalach Team (2369 points)

Start #	Athlete	AG	Country				Time	AGR
1 587	Tomasz Gebel	M50-54	 - POL	01:24:49	05:51:02	05:24:52	12:54:52	2369

288.- Atriac (2350 points)

Start #	Athlete	AG	Country				Time	AGR
1 1469	Ben Francus	M55-59	 - BEL	01:04:10	06:32:46	05:29:41	13:19:46	2350

289.- Castelli Romani Triathlon (2339 points)

Start #	Athlete	AG	Country				Time	AGR
1 1401	Federico Colagrossi	M30-34	 - ITA	01:27:45	06:16:11	04:20:28	12:20:54	2339

289.- Club Triatlo Tarragona (2339 points)

Start #	Athlete	AG	Country				Time	AGR
1 1959	Santiago Fernández Rodríguez	M40-44	 - ESP	01:28:39	06:03:09	04:59:13	12:49:01	2339

291.- Les Dynamiques Triathlètes Saintannais (2330 points)

Start #	Athlete	AG	Country				Time	AGR
1 759	Gerard Bervas	M60-64	 - GLP	01:29:24	07:12:30	05:42:32	14:45:00	2330

292.- Sheffield Triathlon (2324 points)

Start #	Athlete	AG	Country				Time	AGR
1 1005	Robin Wood	M45-49	 - GBR	01:20:25	06:23:12	04:47:49	12:48:00	2324

293.- The Training Club (2322 points)

Start #	Athlete	AG	Country				Time	AGR
1 2110	Gabriel Gonzalez	M45-49	 - PAN	01:14:34	06:30:42	04:41:54	12:48:09	2322

294.- 21Cc Triatloniklubi (2283 points)



IRONMAN - Age Groups - TriClub Results

Start #	Athlete	AG	Country				Time	AGR
1 1897	Urmaz Volens	M45-49	- EST	01:51:24	06:16:45	04:25:06	12:51:24	2283

295.- Tratlón Klub Lovcen (2261 points)

Start #	Athlete	AG	Country				Time	AGR
1 1362	Dragan Gardasevic	M40-44	- MNE	00:53:06	06:28:53	05:17:44	12:55:30	2261

296.- Projectpr Coaching (2258 points)

Start #	Athlete	AG	Country				Time	AGR
1 724	Miguel Medina	M45-49	- MEX	01:27:34	05:46:37	05:24:34	12:53:31	2258

297.- Metropole Grand Nancy Triathlon (2250 points)

Start #	Athlete	AG	Country				Time	AGR
1 943	Franck Delarue	M50-54	- FRA	01:22:26	06:16:24	04:58:39	13:04:45	2250

298.- Smack (2242 points)

Start #	Athlete	AG	Country				Time	AGR
1 1059	Maria Schietse	F50-54	- SWE	01:14:24	06:11:12	06:51:03	14:42:12	2242

299.- Amx Sports (2240 points)

Start #	Athlete	AG	Country				Time	AGR
1 425	Juliano Goedert	M35-39	- BRA	01:54:34	05:49:38	04:29:39	12:34:59	2240

300.- Montrose Triathlon Club (2204 points)

Start #	Athlete	AG	Country				Time	AGR
1 554	William Stather	M40-44	- GBR	01:24:32	06:09:54	05:08:43	13:00:15	2204

301.- Cmol Tri 95 (2202 points)

Start #	Athlete	AG	Country				Time	AGR
1 1887	Anne-Laure Goussard	F40-44	- FRA	01:59:26	06:40:03	05:05:28	13:57:54	2202

302.- A.s.d. Milano Triathlon Team (2199 points)

Start #	Athlete	AG	Country				Time	AGR
1 1829	Massimiliano Pascali	M45-49	- ITA	01:07:53	06:22:57	05:09:55	12:58:25	2199

303.- Limerick Triathlon Club (2160 points)

Start #	Athlete	AG	Country				Time	AGR
1 812	Jack Dinneen	M25-29	- IRL	01:18:01	06:06:13	05:03:07	12:48:48	2160

304.- Humber Triathletes (2157 points)

Start #	Athlete	AG	Country				Time	AGR
1 933	Tony Appleyard	M60-64	- GBR	01:48:04	07:11:58	05:40:36	14:59:27	2157

305.- Trisystems (2140 points)

Start #	Athlete	AG	Country				Time	AGR
1 1912	Pavlo Melnyk	M35-39	- UKR	01:53:37	06:22:20	04:10:10	12:43:21	2140

IRONMAN - Age Groups - TriClub Results

306.- Triclub Poland (2131 points)

Start #	Athlete	AG	Country				Time	AGR
1 1520	Aleksander Wlezien	M45-49	 - POL	01:21:37	06:16:31	05:09:10	13:04:06	2131

307.- Swansea Trisharks (2130 points)

Start #	Athlete	AG	Country				Time	AGR
1 1968	Natalie Ashford	F40-44	 - GBR	01:26:00	07:00:49	06:41:14	15:27:12	1130
2 1972	Kris Ashford	M30-34	 - GBR	01:43:46	07:10:18	06:07:30	15:27:16	1000

308.- Porta Saragozza (2119 points)

Start #	Athlete	AG	Country				Time	AGR
1 1220	Roberto Celi	M60-64	 - ITA	01:16:37	06:49:10	06:33:34	15:02:35	2119

309.- Jtri.ch (2045 points)

Start #	Athlete	AG	Country				Time	AGR
1 1685	Thomas Roth	M45-49	 - CHE	01:20:57	05:37:52	05:58:47	13:11:16	2045

310.- London Fields Triathlon Club (2039 points)

Start #	Athlete	AG	Country				Time	AGR
1 1180	George Smithies	M30-34	 - GBR	01:30:21	05:50:40	05:10:33	12:45:53	2039

311.- Tri-Force Triathlon Club (2012 points)

Start #	Athlete	AG	Country				Time	AGR
1 1573	Darrin Dexter	M55-59	 - GBR	01:19:20	06:20:28	05:38:20	13:47:52	2012

312.- Br Performance (2007 points)

Start #	Athlete	AG	Country				Time	AGR
1 252	Francesc Lucena Juve	M35-39	 - ESP	01:14:36	05:28:38	05:54:23	12:54:22	2007

313.- Aloha Tri (2006 points)

Start #	Athlete	AG	Country				Time	AGR
1 874	Dimitrios Kalfelis	M30-34	 - GRC	01:14:12	06:29:16	04:46:00	12:48:41	2006

314.- Trifugee E.v. (2005 points)

Start #	Athlete	AG	Country				Time	AGR
1 1134	Stepan Sibirtsev	M35-39	 - DEU	01:45:49	05:58:34	04:46:36	12:54:35	2005

315.- Gorillaz Ironteam (2003 points)

Start #	Athlete	AG	Country				Time	AGR
1 552	Luca Fioravanti	M45-49	 - ITA	01:31:17	05:55:15	05:26:17	13:14:44	2003

316.- Wight Tri (1972 points)

Start #	Athlete	AG	Country				Time	AGR
1 686	Craig Wilson	M50-54	 - GBR	01:17:50	05:42:59	06:17:40	13:27:56	1972

317.- Capitaltri (1970 points)



IRONMAN - Age Groups - TriClub Results

Start #	Athlete	AG	Country				Time	AGR
1	1811 Artem Islamov	M30-34	- UKR	01:22:04	06:11:04	05:00:45	12:51:38	1970

317.- Triathlonfuchse Osterburg (1970 points)

Start #	Athlete	AG	Country				Time	AGR
1	544 Karsten Thiede	M60-64	- DEU	01:50:25	06:18:06	06:51:22	15:15:00	1970

319.- Brest Triathlon (1911 points)

Start #	Athlete	AG	Country				Time	AGR
1	1924 Yves Perrot	M55-59	- FRA	01:38:42	06:08:03	05:50:20	13:56:17	1911

320.- Triathl'aix (1909 points)

Start #	Athlete	AG	Country				Time	AGR
1	1931 Frederic Etienne	M55-59	- FRA	01:18:01	06:08:51	06:13:56	13:56:27	1909

321.- Cn Mataro (1872 points)

Start #	Athlete	AG	Country				Time	AGR
1	528 Jose Gallardo Alonso	M45-49	- ESP	01:11:41	06:18:37	05:41:40	13:25:40	1872

322.- Dream Tri Team (1868 points)

Start #	Athlete	AG	Country				Time	AGR
1	1449 Grzegorz Faran	M50-54	- POL	01:19:09	06:24:52	05:36:55	13:36:36	1868

323.- Nscoaching (1842 points)

Start #	Athlete	AG	Country				Time	AGR
1	1528 Tolis Kostopoulos	M50-54	- GRC	01:39:55	06:16:34	05:29:45	13:38:49	1842

324.- Triathlon Bergamo (1840 points)

Start #	Athlete	AG	Country				Time	AGR
1	1752 Nicola Lecchi	M45-49	- ITA	01:32:31	05:58:19	05:42:58	13:28:18	1840

325.- Triboost (1823 points)

Start #	Athlete	AG	Country				Time	AGR
1	2095 Amedeo Marchelli	M30-34	- ITA	01:27:41	06:19:32	04:48:26	13:03:55	1823

326.- Team Powerpeaks (1820 points)

Start #	Athlete	AG	Country				Time	AGR
1	1133 Omkar Jokar	M25-29	- IND	01:32:18	06:25:55	05:05:35	13:17:07	1820

327.- Asd Torino Triathlon (1804 points)

Start #	Athlete	AG	Country				Time	AGR
1	1037 Dario Campitelli	M55-59	- ITA	01:16:07	06:32:19	05:54:09	14:05:13	1804

328.- Atac (1801 points)

Start #	Athlete	AG	Country				Time	AGR
1	706 Steve Starkey	M45-49	- GBR	01:18:03	06:26:40	05:29:22	13:31:33	1801

IRONMAN - Age Groups - TriClub Results

329.- Triatlon Baráti Egyesület (Tribe) (1797 points)

Start #	Athlete	AG	Country				Time	AGR
1 1231	Árpád Miskolczi	M50-54	 - HUN	01:50:20	06:31:09	04:55:47	13:42:33	1797

330.- Trainer (1741 points)

Start #	Athlete	AG	Country				Time	AGR
1 473	Luis Raul Madrigal Hernandez	M50-54	 - MEX	01:35:44	06:16:04	05:37:01	13:47:14	1741

331.- S4F Tri Squad (1734 points)

Start #	Athlete	AG	Country				Time	AGR
1 1840	Laura Fernandez	F30-34	 - ESP	02:03:51	06:52:49	05:01:50	14:15:44	1734

332.- Xi'an Daqin Triathlon Club (1733 points)

Start #	Athlete	AG	Country				Time	AGR
1 981	Yu Pei	M50-54	 - CHN	01:33:30	05:44:34	06:05:35	13:47:53	1733

333.- Léman Triathlon Club (1673 points)

Start #	Athlete	AG	Country				Time	AGR
1 1687	Loic Fouliard	M35-39	 - FRA	02:05:46	05:51:00	05:00:53	13:22:16	1673

334.- Northwest Triathlon Club (1671 points)

Start #	Athlete	AG	Country				Time	AGR
1 416	Gareth Strain	M45-49	 - GBR	01:13:33	06:14:40	05:37:54	13:42:23	1671

335.- Evo Tri Club (1648 points)

Start #	Athlete	AG	Country				Time	AGR
1 1635	Nick Ord	M40-44	 - GBR	01:25:27	05:49:08	06:20:19	13:46:35	1648

336.- Coaching Zone Team (1646 points)

Start #	Athlete	AG	Country				Time	AGR
1 1943	Frédéric Devroye	M55-59	 - BEL	01:44:28	06:34:17	05:37:23	14:18:25	1646

337.- Bergen Triathlon Club (1628 points)

Start #	Athlete	AG	Country				Time	AGR
1 1112	Stian Revheim	M40-44	 - NOR	01:30:09	06:16:13	05:42:51	13:48:16	1628

338.- Ncm Triathlon (1599 points)

Start #	Athlete	AG	Country				Time	AGR
1 2231	Patrizia Scarfone	F45-49	 - ITA	01:53:45	07:22:14	06:09:28	15:37:45	1599

339.- Somerset Rc Tri (1562 points)

Start #	Athlete	AG	Country				Time	AGR
1 954	Anthony Heaton-Jones	M45-49	 - GBR	01:13:17	05:31:16	06:52:26	13:51:29	1562

340.- Usc Austria - Ultimate Sportclub Austria (1533 points)

IRONMAN - Age Groups - TriClub Results

Start #	Athlete	AG	Country				Time	AGR
1	470 Bernhard Mcdowell	M45-49	 - AUT	01:14:59	06:11:57	06:10:34	13:53:53	1533

341.- Tri-Anglia (1525 points)

Start #	Athlete	AG	Country				Time	AGR
1	1532 Cam Heath	M50-54	 - GBR	01:38:10	06:32:47	05:32:54	14:05:13	1525

342.- Teme Leisure Tri Club (1465 points)

Start #	Athlete	AG	Country				Time	AGR
1	625 Rob Williams	M40-44	 - GBR	01:45:49	06:37:20	05:20:35	14:01:52	1465

343.- Brussels Triathlon Club (1426 points)

Start #	Athlete	AG	Country				Time	AGR
1	1541 Matthieu Lamon	M30-34	 - BEL	01:18:43	06:02:20	05:59:12	13:36:58	1426

344.- Team Bbmc (1423 points)

Start #	Athlete	AG	Country				Time	AGR
1	540 Darin Spindler	M45-49	 - USA	01:42:14	06:19:45	05:44:25	14:03:05	1423

345.- Triathlon Team Düsseldorf (1398 points)

Start #	Athlete	AG	Country				Time	AGR
1	482 Pavel Orlov	M45-49	 - NEU	01:47:00	06:43:02	05:18:02	14:05:10	1398

346.- Massilia Triathlon (1386 points)

Start #	Athlete	AG	Country				Time	AGR
1	1056 Laura Verbrugge	F25-29	 - BEL	01:37:56	07:20:41	05:37:03	15:13:30	1386

347.- Alinanutrisport (1376 points)

Start #	Athlete	AG	Country				Time	AGR
1	1715 Juan José Zambrano Martínez	M30-34	 - MEX	01:37:41	06:40:13	04:59:19	13:41:11	1376

348.- Polisportiva Thema Energia (1370 points)

Start #	Athlete	AG	Country				Time	AGR
1	1333 Andrea Cicioni	M55-59	 - ITA	01:40:27	06:03:08	06:34:42	14:41:26	1370

349.- 4T+ Velo Club (1358 points)

Start #	Athlete	AG	Country				Time	AGR
1	1545 Dave Dadson	M55-59	 - GBR	01:43:22	06:07:29	06:35:23	14:42:24	1358

350.- Piranha Triathlon Club (1311 points)

Start #	Athlete	AG	Country				Time	AGR
1	2361 David Hill	M45-49	 - IRL	01:53:57	06:42:32	05:17:20	14:12:24	1311

351.- Axa Sports Club (1280 points)

Start #	Athlete	AG	Country				Time	AGR
1	1832 Tobias Hedlund	M40-44	 - SWE	01:44:04	06:13:12	05:50:46	14:17:14	1280



IRONMAN - Age Groups - TriClub Results

352.- C3 Y-Tri Club (1271 points)

Start #	Athlete	AG	Country				Time	AGR
1 1227	David Franzman	M40-44	- USA	01:33:51	06:35:18	05:48:40	14:18:02	1271

353.- Sub11 Endurance Training (1256 points)

Start #	Athlete	AG	Country				Time	AGR
1 1575	Yousef Juma	M30-34	- JOR	01:36:47	06:20:41	05:35:56	13:51:12	1256

354.- Crepy Triathlon (1254 points)

Start #	Athlete	AG	Country				Time	AGR
1 1868	Yoan Thirion	M45-49	- FRA	01:38:37	06:39:43	05:34:48	14:17:12	1254

355.- Team Zoot (1235 points)

Start #	Athlete	AG	Country				Time	AGR
1 829	Derrick Britton	M50-54	- USA	02:04:46	06:29:42	05:37:40	14:29:21	1235

356.- Sg Wasserratten Norderstedt E.v. (1153 points)

Start #	Athlete	AG	Country				Time	AGR
1 1077	Marcel Kebernik	M35-39	- DEU	01:33:27	06:21:07	05:46:06	14:05:36	1153

357.- Meeting Point (1147 points)

Start #	Athlete	AG	Country				Time	AGR
1 1646	German Perez	M50-54	- CHL	01:30:14	06:52:52	05:33:02	14:36:41	1147

358.- The Stp Collective (1098 points)

Start #	Athlete	AG	Country				Time	AGR
1 553	Helen Fletcher	F40-44	- GBR	02:08:19	07:01:44	06:07:46	15:29:53	1098

359.- Ulverston Triathlon Club (1086 points)

Start #	Athlete	AG	Country				Time	AGR
1 455	Paul Dewar	M55-59	- GBR	01:36:44	06:41:15	06:18:47	15:05:06	1086

360.- T3 Team (1082 points)

Start #	Athlete	AG	Country				Time	AGR
1 955	Jordi Soler	M50-54	- AND	01:25:21	07:02:37	05:51:20	14:42:06	1082

361.- West Cork Tri Club (1052 points)

Start #	Athlete	AG	Country				Time	AGR
1 1707	Gary Mcmanus	M50-54	- IRL	01:16:33	06:49:34	06:12:06	14:44:36	1052

362.- Dc triathlon (1050 points)

Start #	Athlete	AG	Country				Time	AGR
1 1592	Amy Reynolds	F25-29	- GBR	01:58:45	07:20:41	06:09:41	15:41:31	1050

363.- Jersey Tri Club (1008 points)



IRONMAN - Age Groups - TriClub Results

Start #	Athlete	AG	Country				Time	AGR
1 1263	Trevor Parker	M55-59	- GBR	01:52:05	07:08:03	05:50:33	15:11:35	1008

364.- Tri 2 Fly (1000 points)

Start #	Athlete	AG	Country				Time	AGR
1 1155	Igor Bulik	M35-39	- SVK	01:14:20	06:10:00	06:40:53	14:21:38	1000

364.- Tri Potential (1000 points)

Start #	Athlete	AG	Country				Time	AGR
1 1206	Ashley Long	M30-34	- GBR	01:25:52	06:11:07	06:32:40	14:26:21	1000

364.- Seven Sport Club (1000 points)

Start #	Athlete	AG	Country				Time	AGR
1 1783	Vlad Stoica	M30-34	- ROU	01:37:36	06:36:14	05:58:56	14:29:18	1000

364.- Titan Triathlon Nivelles (1000 points)

Start #	Athlete	AG	Country				Time	AGR
1 749	Elyes Ben Maiz	M30-34	- TUN	01:45:25	06:50:30	05:39:20	14:31:06	1000

364.- The Trimachine (1000 points)

Start #	Athlete	AG	Country				Time	AGR
1 1669	Muhammad Farghaly	M35-39	- EGY	01:37:49	06:11:44	06:28:28	14:36:48	1000

364.- Richmond Tri Club (1000 points)

Start #	Athlete	AG	Country				Time	AGR
1 945	Mickie Fleming	M45-49	- USA	01:35:25	06:58:36	05:47:23	14:43:20	1000

364.- Sláinte Endurance (1000 points)

Start #	Athlete	AG	Country				Time	AGR
1 975	Jasem Alteneiji	M35-39	- ARE	01:50:32	07:03:55	05:28:29	14:48:05	1000

364.- Mid Sussex Triathlon Club (1000 points)

Start #	Athlete	AG	Country				Time	AGR
1 1826	Max Soudain	M50-54	- GBR	01:32:59	06:35:36	06:14:49	14:50:13	1000

364.- Verona Triathlon (1000 points)

Start #	Athlete	AG	Country				Time	AGR
1 1848	Andrea Castelli	M50-54	- ITA	01:37:10	06:17:40	06:39:46	14:52:12	1000

364.- Velizy Triathlon (1000 points)

Start #	Athlete	AG	Country				Time	AGR
1 2002	Sebastien Duconte	M35-39	- FRA	01:23:03	06:10:32	06:55:30	14:53:57	1000

364.- Trinorth Club (1000 points)

Start #	Athlete	AG	Country				Time	AGR
1 660	Mario Mariño	M35-39	- PER	01:37:45	07:33:56	05:38:43	15:04:14	1000



IRONMAN - Age Groups - TriClub Results

364.- Im&Beer - T Trainer (1000 points)

Start #	Athlete	AG	Country				Time	AGR
1 475	Fernando Moreleon	M50-54	- MEX	01:52:53	06:33:35	06:30:55	15:16:54	1000

364.- Team Power Peaks (1000 points)

Start #	Athlete	AG	Country				Time	AGR
1 1137	Yash Walvekar	M25-29	- IND	01:54:29	07:10:42	05:56:30	15:20:53	1000

364.- Shanghai Triathlon Club (1000 points)

Start #	Athlete	AG	Country				Time	AGR
1 1561	Xun Xing	M45-49	- CHN	01:56:38	06:27:47	06:32:56	15:22:10	1000

364.- Chichester Westgate Triathlon Club (1000 points)

Start #	Athlete	AG	Country				Time	AGR
1 487	Jonathan Lacey	M45-49	- GBR	01:26:48	06:23:27	07:24:32	15:32:32	1000

364.- Canwi Multisport Coaching (Cms Coaching) (1000 points)

Start #	Athlete	AG	Country				Time	AGR
1 1222	Derek Porter	M50-54	- CAN	01:42:21	07:28:50	05:52:43	15:33:47	1000

364.- Raiders Team Peru (1000 points)

Start #	Athlete	AG	Country				Time	AGR
1 1791	Yuri Aarom Del Carpio Castillo	M35-39	- PER	01:47:02	07:16:41	06:12:07	15:37:12	1000

364.- Fasttriathlon (1000 points)

Start #	Athlete	AG	Country				Time	AGR
1 1955	Juan Sanchez Santos	M35-39	- ESP	01:21:32	07:09:07	06:52:00	15:42:10	1000

364.- South Wales Police Tri Club (1000 points)

Start #	Athlete	AG	Country				Time	AGR
1 1591	Jamie Davies	M25-29	- GBR	01:37:09	07:20:27	06:09:19	15:42:58	1000

364.- Frisco Triathlon Club (1000 points)

Start #	Athlete	AG	Country				Time	AGR
1 1640	Servando Palomeque	M50-54	- USA	01:56:54	06:46:55	06:23:21	15:44:51	1000

364.- Grimstad Triathlon (1000 points)

Start #	Athlete	AG	Country				Time	AGR
1 818	Brandon Spooner	M25-29	- USA	01:28:30	07:22:50	06:33:19	15:54:34	1000

364.- Triathlonclub Maastricht (1000 points)

Start #	Athlete	AG	Country				Time	AGR
1 1369	Rogier De Jong	M50-54	- NLD	01:37:08	07:04:02	06:46:02	15:54:45	1000