


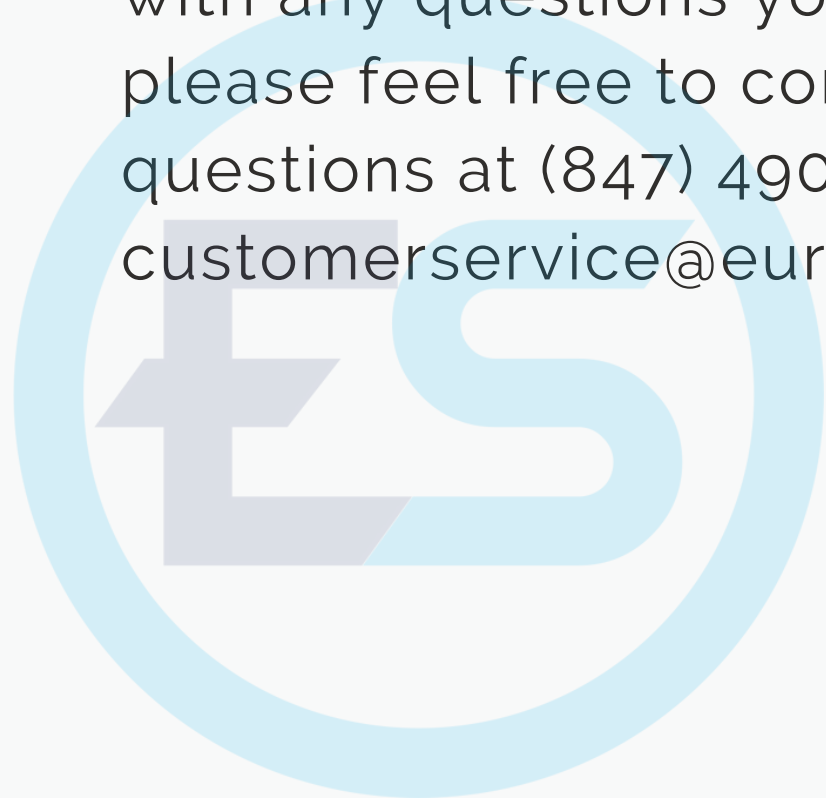

SIZING GUIDE

2022

UNIFORM REGISTRATION

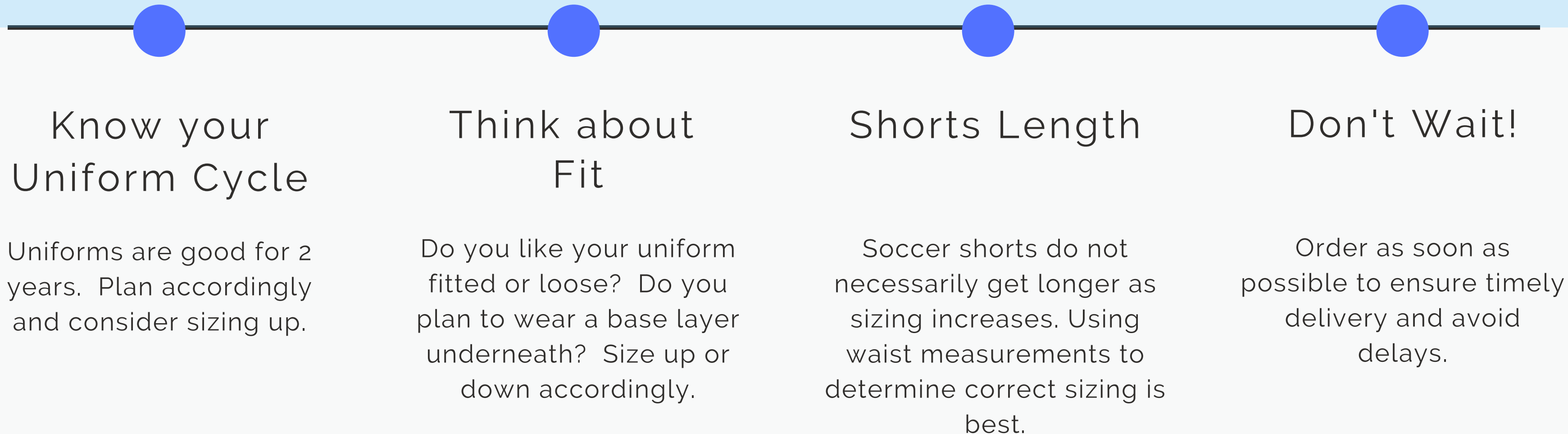
Registration

As registration season continues to evolve, we at European Sports strive to give you as much information as possible to help you with your sizing choices. We hope this guide will help with any questions you might have. As always, please feel free to contact us with any further questions at (847) 490-9000 or customerservice@europeansports.com.



Helpful Tips

THINGS TO KEEP IN MIND



Know your Uniform Cycle

Uniforms are good for 2 years. Plan accordingly and consider sizing up.

Think about Fit

Do you like your uniform fitted or loose? Do you plan to wear a base layer underneath? Size up or down accordingly.

Shorts Length

Soccer shorts do not necessarily get longer as sizing increases. Using waist measurements to determine correct sizing is best.

Don't Wait!

Order as soon as possible to ensure timely delivery and avoid delays.



CAMPTON UNITED

BRAND: NIKE

UNIFORM CYCLE: FALL 2022-SPRING 2024

MANDATORY KIT:

- 2-Academy Jersey (Red, Navy)
- 2-Park VII Jersey (Lt. Blue)
- 3-Dry Classic II Shorts
- 3 Pairs- Classic Socks
- 1-Academy Drill Top

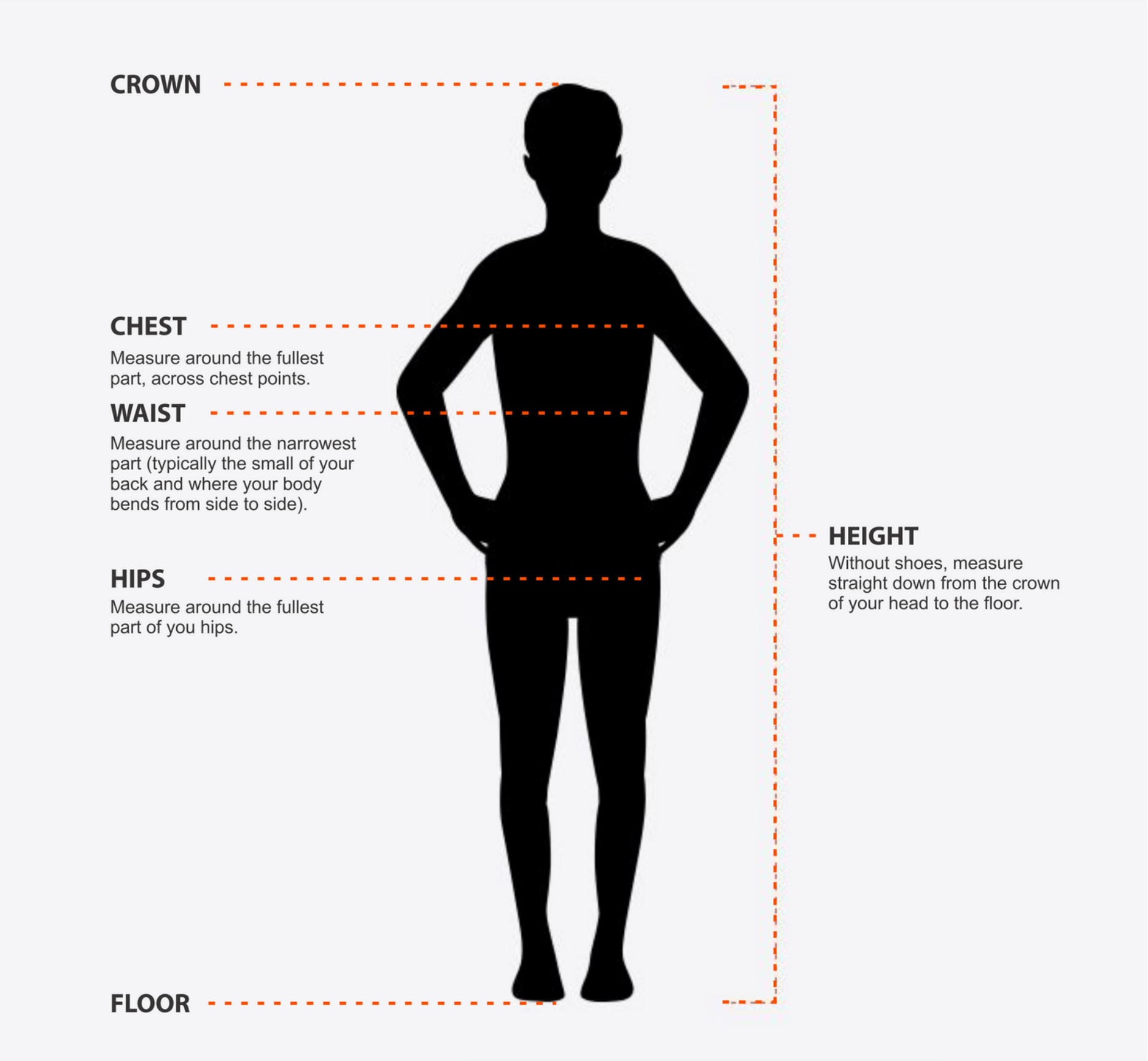
ORDER AT WWW.EUROPEANSPORTS.COM/#/CLUBS/CAMPTON

NIKE SIZING

YOUTH- UNISEX

ALPHA SIZE	NUMERIC SIZE	CHEST (in.)	WAIST (in.)	HIPS (in.)	HEIGHT (in.)	AGE
XS	6-7	25.5-26	23.5-24	27-28	47-51	6-7
S	8-9	26-27	24-25.5	28-29.5	51-55	8-9
M	10-12	27-29.5	25.5-27	29.5-31.5	55-59	10-11
L	14-16	29.5-32	27.28-5	31.5-33.5	59-63	12-13
XL	18-20	32-35	28.5-29.5	33.5-35	63-67	14+

*Certain styles may not be available in all sizes listed. (EX. XS or extended sizes)



NIKE SIZING

ADULT- MENS TOPS



CHEST

Measure around the fullest part of your chest, keeping the measuring tape horizontal.

HIPS

Measure around the fullest part of your hips, keeping the tape horizontal.

WAIST

Measure around the narrowest part (typically the small of your back and where your body bends side to side), keeping the tape horizontal.

SIZE	CHEST (in.)	WAIST (in.)	HIPS (in.)
S	35-37.5	29-32	35-37.5
M	37.5-41	32-35	37.5-41
L	41-44	35-38	41-44
XL	44-48.5	38-43	44-47
2XL	48.5-53.5	43-47.5	47-50.5
3XL	53.5-58	47.5-52.5	50.5-53.5
4XL	58-63	52.5-57	53.5-58

*Certain styles may not be available in all sizes listed. (EX. XS or extended sizes)



NIKE SIZING

ADULT- MENS BOTTOMS

SIZE	WAIST (in.)	HIPS (in.)	REGULAR INSIDE LEG LENGTH (in.)
S	29-32	35-37.5	32.25
M	32-35	37.5-41	32.5
L	35-38	41-44	32.75
XL	38-43	44-47	33
2XL	43-47.5	47-50.5	33.25
3XL	47.5-52.5	50.5-53.5	33.5
4XL	52.5-57	53.5-58	34

*Certain styles may not be available in all sizes listed. (EX. XS or extended sizes)

WAIST

Measure around the narrowest part (typically the small of your back and where your body bends side to side), keeping the tape horizontal.

HIPS


Measure around the fullest part of your hips, keeping the tape horizontal.

INSIDE LEG LENGTH

Inside leg length refers to your body. Measure from the top of your inner leg to the bottom of your leg.

INSEAM

Inseam refers to the garment measure from the crotch to the seam.



NIKE SIZING

ADULT- WOMENS TOPS

SIZE	AVERAGE US SIZE*	BUST (in.)	WAIST (in.)	HIPS (in.)
XS	0-2	29.5-32.5	23.5-26	33-35.5
S	4-6	32.5-35.5	26-29	35.5-38.5
M	8-10	35.5-38	29-31.5	38.5-41
L	12-14	38-41	31.5-34.5	41-44
XL	16-18	41-44.5	34.5-38.5	44-47
XXL	20-22	44.5-48.5	38.5-42.5	47-50
*These are sizing guidelines. Please take your body measurements to determine your most accurate size.				

WAIST

Measure around the narrowest part (typically the small of your back and where your body bends side to side), keeping the tape horizontal.

BUST

Measure around the fullest part, across bust points, keeping the tape horizontal.

HIPS

Measure around the fullest part of your hips, keeping the tape horizontal.

*Certain styles may not be available in all sizes listed. (EX. XS or extended sizes)



NIKE SIZING

ADULT- WOMENS BOTTOMS

SIZE	AVERAGE US SIZE*	WAIST (in.)	HIPS (in.)	INSIDE LEG LENGTH (in.)
XS	0-2	23.5-26	33-35.5	31.2
S	4-6	26-29	35.5-38.5	31.2
M	8-10	29-31.5	38.5-41	31.5
L	12-14	31.5-34.5	41-44	31.5
XL	16-18	34.5-38.5	44-47	31.75
XXL	20-22	38.5-42.5	47-50	31.75
*These are sizing guidelines. Please take your body measurements to determine your most accurate size.				

*Certain styles may not be available in all sizes listed. (EX. XS or extended sizes)

WAIST

Measure around the narrowest part (typically the small of your back and where your body bends side to side), keeping the tape horizontal.

HIPS

Measure around the fullest part of your hips, keeping the tape horizontal.

INSIDE LEG LENGTH

Inside leg length refers to your body. Measure from the top of your inner leg to the bottom of your leg.

INSEAM

Inseam refers to the garment measure from the crotch to the seam.



SIZING COMPARISONS

ACADEMY JERSEY



MEN'S LARGE

The royal top is the Academy jersey in men's large, the white top is a standard t-shirt in adult large. The Academy jersey is longer through the body and slightly narrower through the body.



WOMEN'S MEDIUM

The gray top is the Academy jersey in women's medium, the navy top is a standard t-shirt in adult medium. The Academy jersey is slightly shorter through the body and sleeves and narrower in the body. *NOTE: Women's sizing is tapered through the body.



YOUTH SMALL

The black top is the Academy jersey in youth small, the green top is a standard t-shirt in youth small. The Academy jersey is longer in the body and sleeves and narrower through the body.

*Uniform pieces shown are samples and may not reflect the actual colors chosen by your club (including new or previously used styles). Style and sizes are accurate.

SIZING COMPARISONS

PARK VII JERSEY



MEN'S SMALL

Aqua top is the Park VII Jersey and the black top is a standard t-shirt, both in Men's Small. The Park VII is longer in body and sleeve length. Body widths are comparable.



WOMEN'S SMALL

Red top is the Park VII Jersey in Women's Small and the white top is a standard t-shirt in Men's Small. Body and sleeve length are comparable. The Park VII Jersey is tapered through the body.



YOUTH X-LARGE

Red top is the Park VII Jersey and the gray top is a standard t-shirt, both in Youth X-Large. The Park VII is slightly longer in body. Body widths are comparable.

*Uniform pieces shown are samples and may not reflect the actual colors chosen by your club (including new or previously used styles). Style and sizes are accurate.

SIZING COMPARISONS

PARK VII JERSEY



MEN'S SMALL TO YOUTH X-LARGE

Aqua jersey is the Park VII in Men's Small. Red jersey is the Park VII in Youth X-Large.

The Men's Small has longer lengths in the body and sleeves while the Youth XL is slightly wider in the body.



MEN'S SMALL TO WOMEN'S SMALL

Aqua jersey is the Park VII in Men's Small. Red jersey is the Park VII in Women's Small.

The Men's Small has longer lengths in the body and sleeves while the Women's Small is tapered through the body.



WOMEN'S SMALL TO YOUTH X-LARGE

Red jersey pictured is the Park VII in Youth X-Large. The White jersey is the Park VII in Women's Small. The YXL is wider and has longer sleeves. The Women's Small is tapered through the body.

*Uniform pieces shown are samples and may not reflect the actual colors chosen by your club (including new or previously used styles). Style and sizes are accurate.

SIZING COMPARISONS

DRY CLASSIC II SHORTS



MEN'S SMALL TO YOUTH X-LARGE

White short is the Dry Classic II in Men's Small. Black short is the Dry Classic II in Youth X-Large. The Youth X-large is longer in length and slightly narrower in the waist.



MEN'S SMALL TO WOMEN'S SMALL

White short is the Dry Classic II in Men's Small. Black short is the Dry Classic II in Women's Small. The Men's Small is longer and narrower in the legs. Waists are comparable..



WOMEN'S SMALL TO YOUTH X-LARGE

Black short is the Dry Classic II in Youth X-Large. White short is the Dry Classic II in Women's Small. The Youth X-Large is longer and narrower in the legs and slightly narrower in the waist.

*Uniform pieces shown are samples and may not reflect the actual colors chosen by your club (including new or previously used styles). Style and sizes are accurate.

SIZING COMPARISONS

TRIBLEND T-SHIRTS

WOMENS

SIZE	BODY LENGTH (in.)	BODY WIDTH (in.)
WS	25.5	16
WM	26.5	18
WL	27.5	20
WXL	28.5	22
WXXL	29.5	24

MENS

SIZE	BODY LENGTH (in.)	BODY WIDTH (in.)
AS	27	18
AM	28	20
AL	29	22
AXL	30	24
2XL	31	26
3XL	32	28

*Uniform pieces shown are samples an may not reflect the actual colors chosen by your club (including new or previously used styles). Style and sizes are accurate.



FAQs

HOW DO I FIND OUT MY PLAYER NUMBER?

We receive all numbers and roster information directly from your club. If you do not know your number, but want to add it to a spiritwear item, enter "TBD" in the number field. Unfortunately, we cannot print any numbers without club confirmation. This is to ensure accuracy and avoid duplicate numbers.

MY PLAYER IS NOT SHOWING UP WHEN I ENTER MY EMAIL. WHAT DO I DO?

Add your player manually as shown on the website. Some clubs are still finalizing rosters during the ordering process or opt to not use this service. (See our Instagram story highlight- Uniform FAQ for more help)

WHAT IS A REGISTRATION AND WHY IS THE DELIVERY TIME DIFFERENT?

Registrations allow us to give you and your club the best possible pricing and availability. During a registration, we collect all uniform & spiritwear orders up until the cut off date. After the cut off date, we process all orders together and deliver (either by group, individual pick up or shipping) at the same time.

WHEN WILL MY REGISTRATION ORDER BE COMPLETE?

You will receive an email with an estimated completion date after your registration has closed.

The logo features the letters 'E' and 'S' in a stylized, blocky font. The 'E' is light blue and the 'S' is a slightly darker blue. They are both enclosed within a light blue circular border. The background of the entire page is a light blue gradient at the top, transitioning to a light yellow gradient at the bottom.

FAQs

I MISSED MY REGISTRATION CUT OFF. WHAT NOW?

Please place your order as soon as possible. After all registration orders have been processed, we will process all late orders in the order that they were received.

CAN I ORDER OUTSIDE THE REGISTRATION PERIOD?

Yes! Outside registration times, our standard turnaround time is 2-3 weeks.

CAN I ORDER INDIVIDUAL PIECES?

All clubs require their players to have all pieces that are provided in your mandatory package. Individual pieces are available for purchase in case items are lost, no longer fit or if you feel an extra would be handy. Scroll down to the "Additional Products" section for individual pieces.

CAN I RETURN/EXCHANGE ITEMS?

Unfortunately, we cannot accept returns on any custom/customized items. We can take back any other items if they have original tags and have not been worn or washed.

Questions?

Phone Number

847-490-9000

Email Address

customerservice@europeansports.com

Team Headquarters

830 E. Golf Rd, Schaumburg, IL 60173

Additional Pick-up Locations:

936 Roosevelt Rd, Glen Ellyn, IL 60137

4931 IL RT 59 Suite 123, Naperville, IL 60564



Connect With Us



Facebook

European Sports



Twitter

@_EuropeanSports



Instagram

@europeansports




Shop With Us



Online

www.shop.europeansports.com
password: esfamily



In-Store

830 E. Golf Rd, Schaumburg
936 Roosevelt Rd, Glen Ellyn
4931 IL RT 59 Suite 123, Naperville



Use Coupon Code:

REG22 for 15% off your
purchase

Retail only, not valid on uniform
or spiritwear items