









Age Groups - TriClub Results

1.- Tridubai (79932 points)























Start #	Athlete	AG	Country				Time	AGR
1	127 Inalize Oosthuizen	F40-44	 - ZAF	00:30:37	02:44:21	01:39:31	04:59:49	3500
2	112 Volker Voit	M40-44	 - DEU	00:35:11	02:06:32	01:33:58	04:20:20	3487
3	53 Andy Edwards	M45-49	 - ARE	00:28:55	02:20:42	01:36:34	04:30:08	3429
4	153 Simon Wood	M55-59	 - GBR	00:28:00	02:21:03	01:41:10	04:35:31	3428
5	123 David Hunt	M60-64	 - GBR	00:35:14	02:51:27	02:02:02	05:34:56	3402
6	124 Elaine Nettleton	F60-64	 - GBR	00:43:19	03:26:01	02:29:57	06:48:35	3167
7	133 Kader Es Slami	M55-59	 - ARE	00:32:46	02:36:42	01:38:02	04:53:16	3109
8	34 Patryk Bielik	M30-34	 - POL	00:32:20	02:21:31	01:37:02	04:35:25	3065
9	122 Danny Thomas	M35-39	 - GBR	00:36:06	02:30:17	01:31:21	04:41:42	2955
10	144 Mike Bermingham	M60-64	 - CAN	00:39:27	03:07:32	02:04:24	06:02:01	2915
11	152 Scott Flewellen	M50-54	 - NZL	00:36:15	02:30:58	01:50:30	05:04:21	2852
12	137 Luke Pegna	M35-39	 - GBR	00:26:53	02:41:07	01:41:55	04:55:11	2712
13	146 Paolo Mangilinan	M35-39	 - ARE	00:28:23	02:31:23	01:55:21	05:01:40	2595
14	150 Rob Richardson	M50-54	 - GBR	00:33:57	02:44:42	01:56:10	05:23:56	2499
15	142 Matthew Benson	M50-54	 - GBR	00:28:43	02:45:56	02:00:22	05:24:26	2490
16	131 John Senger	M55-59	 - USA	00:34:54	02:43:15	02:03:01	05:28:54	2467
17	125 Erik Boekel	M55-59	 - NLD	00:39:33	02:43:00	02:02:08	05:31:11	2426
18	130 Jennifer Moore	F40-44	 - GBR	00:38:44	03:09:55	02:05:35	05:59:31	2425
19	116 Alanna Turpin	F40-44	 - GBR	00:41:16	02:58:25	02:14:44	05:59:59	2417
20	139 Maria Hurter	F50-54	 - ARE	00:37:12	02:57:33	02:20:41	06:01:28	2341
21	145 Mohanned Awad	M45-49	 - PSE	00:37:45	02:47:28	02:04:38	05:38:38	2196
22	156 Yannis Giannopoulos	M50-54	 - GRC	00:38:58	02:46:54	02:08:59	05:42:31	2165
23	128 Jaap De Groot	M55-59	 - NLD	00:35:44	02:55:33	02:02:27	05:47:55	2125
24	136 Les Male	M55-59	 - GBR	00:38:44	02:55:53	02:07:11	05:51:37	2058
25	147 Paul Beaurain	M45-49	 - FRA	00:39:29	02:51:35	02:30:23	06:10:12	1628
26	140 Mark Irish	M35-39	 - GBR	00:38:15	03:05:08	01:59:50	05:55:34	1625
27	134 Katrin Kammer-Wilke	F45-49	 - DEU	00:38:37	03:23:58	02:31:51	06:41:44	1566
28	121 Charlotte Taylor	F40-44	 - GBR	00:41:46	03:23:42	02:31:44	06:47:51	1555
29	118 Anwar El Khatib	M50-54	 - LBN	00:39:35	02:49:27	02:41:07	06:20:58	1472
30	151 Santiago Penabella	M50-54	 - ESP	00:32:35	02:52:08	02:48:28	06:21:41	1460
31	148 Peter Rosewall	M35-39	 - GBR	00:39:50	02:54:11	02:41:13	06:24:13	1109
32	143 Maxi Senadhipathy	M50-54	 - LKA	00:46:55	03:15:44	02:29:27	06:41:19	1106
33	119 Bassam Hammad	M55-59	 - DEU	00:43:59	03:19:48	02:48:28	07:02:18	786
34	117 Alex Zafirooulos	M55-59	 - GRC	00:40:01	03:11:18	03:21:56	07:28:24	700
35	120 Bernard Brisolier	M50-54	 - FRA	00:50:32	03:09:24	03:16:13	07:28:35	700

2.- Oman Triathlon (46954 points)






















Start #	Athlete	AG	Country				Time	AGR
1	9 David Hynes	M40-44	 - OMN	00:27:00	02:13:09	01:41:17	04:25:28	3394
2	54 Arlene Cowgill	F40-44	 - GBR	00:40:36	02:44:32	01:38:38	05:08:28	3344
3	15 Gleb Khorash	M35-39	 - THA	00:32:04	02:23:26	01:25:46	04:26:55	3221
4	1 Hashim Al Farsi	M35-39	 - OMN	00:36:55	02:21:09	01:42:48	04:45:41	2883
5	172 Salim Al Nabhani	M18-24	 - OMN	00:34:16	02:31:39	01:36:40	04:48:56	2876

Age Groups - TriClub Results

2.- Oman Triathlon (46954 points)

Start #	Athlete	AG	Country				Time	AGR
6	165 Karl Buchholtz	M45-49	 - GBR	00:29:56	02:26:38	02:04:22	05:06:55	2767
7	100 Ryan Sherlock	M40-44	 - GBR	00:31:46	02:34:05	02:04:31	05:16:57	2468
8	158 Abdullah Al Hasani	M25-29	 - OMN	00:40:14	02:31:51	01:42:58	05:00:48	2457
9	162 Andreas Zimmerschied	M45-49	 - DEU	00:38:07	02:46:21	01:54:55	05:28:13	2384
10	85 Melika Betley	F55-59	 - GBR	00:34:09	03:42:35	02:19:14	06:43:35	2346
11	160 Ahmed Alnaabi	M35-39	 - OMN	00:36:57	02:48:12	01:54:41	05:26:41	2145
12	163 Haitham Al Farai	M45-49	 - OMN	00:39:33	02:41:30	02:25:13	05:55:45	1888
13	94 Omar Al Sharif	M50-54	 - OMN	00:36:54	03:13:40	02:02:08	05:59:01	1868
14	169 Nasser Al Jahdami	M25-29	 - OMN	00:42:26	02:46:33	02:01:51	05:36:51	1808
15	157 Abdul Aziz Al Jahdhami	M40-44	 - OMN	00:40:19	02:58:45	02:07:46	05:54:11	1797
16	171 Reem Al Harthy	F35-39	 - OMN	00:43:03	03:04:12	02:17:36	06:12:44	1776
17	159 Abdullah Mohammed Al Mskry	M18-24	 - OMN	00:41:12	02:53:59	02:14:41	05:56:12	1665
18	166 Mohamed Al Sharji	M40-44	 - OMN	00:39:45	03:05:55	02:25:09	06:23:52	1263
19	168 Nasr Almalki	M35-39	 - OMN	00:43:02	03:10:15	02:21:34	06:24:30	1104
20	170 Rashid Al Barwani	M45-49	 - OMN	00:48:36	03:19:11	02:43:54	07:01:52	700
21	173 Sulaiman Alshaibani	M35-39	 - OMN	00:47:57	03:27:13	02:39:43	07:06:37	700
22	161 Amjid Ali	M45-49	 - PAK	00:38:49	03:48:30	02:41:50	07:21:44	700
23	167 Mohammed Al Toki	M40-44	 - OMN	00:43:48	03:40:15	03:15:53	07:49:17	700
24	164 Hilal Al-Jahwari	M50-54	 - OMN	00:42:12	03:54:16	03:17:24	08:05:52	700

3.- Triegypt (34339 points)















Start #	Athlete	AG	Country				Time	AGR
1	46 Ahmed Iraky	M45-49	 - EGY	00:31:20	02:27:07	01:27:58	04:31:20	3408
2	192 Yasmin Halawa	F35-39	 - EGY	00:32:02	02:43:02	01:42:25	05:04:05	3012
3	193 Yasser Gouda	M50-54	 - EGY	00:38:29	02:42:43	01:49:20	05:20:38	2558
4	58 Dalia Badrawi	F40-44	 - EGY	00:37:41	03:07:43	02:00:20	05:54:56	2507
5	179 Islam Ellaithy	M45-49	 - EGY	00:35:16	02:50:47	01:51:52	05:26:14	2420
6	181 Karim Ramadan	M40-44	 - EGY	00:40:30	02:42:06	01:50:36	05:21:41	2382
7	183 May Rahima	F40-44	 - EGY	00:45:24	03:05:26	02:05:07	06:04:00	2344
8	180 Karim Khair	M35-39	 - EGY	00:49:02	02:39:10	01:45:13	05:23:37	2200
9	88 Miranda Gahrman	F40-44	 - NLD	00:39:35	03:13:40	02:21:52	06:27:44	1917
10	174 Ahmed Alaa	M35-39	 - EGY	00:40:56	02:44:56	02:08:33	05:41:00	1887
11	189 Rawiah Abdallah	F40-44	 - EGY	00:51:20	03:14:47	02:17:56	06:33:38	1811
12	185 Mohamed Arafa	M40-44	 - EGY	00:48:40	02:55:08	02:04:56	05:58:43	1716
13	188 Nevine Nour	F45-49	 - EGY	00:47:08	03:09:17	02:43:53	06:50:45	1403
14	182 Magued Sherif	M60-64	 - EGY	00:44:22	03:18:55	03:07:21	07:27:54	1369
15	178 Hany Abdalla	M40-44	 - EGY	00:44:15	03:10:57	02:23:01	06:31:07	1133
16	101 Salma Shabana	F45-49	 - EGY	00:39:43	04:13:34	02:16:50	07:20:17	872
17	175 Ahmed El Ashi	M45-49	 - EGY	00:42:02	03:37:45	02:54:39	07:32:30	700
18	187 Nehal Salman	F35-39	 - EGY	00:43:57	04:10:27	02:53:49	08:04:12	700

4.- Sláinte Endurance (26531 points)














Start #	Athlete	AG	Country				Time	AGR
---------	---------	----	---------	---	---	---	------	-----

Age Groups - TriClub Results






4.- Sláinte Endurance (26531 points)

Start #	Athlete	AG	Country				Time	AGR
1	28 Michelle Nagle	F25-29	 - IRL	00:31:50	02:34:32	01:42:31	04:54:37	3500
2	32 Niall Mccarthy	M25-29	 - IRL	00:33:01	02:11:11	01:27:48	04:16:30	3255
3	3 Ahmed Almessabi	M40-44	 - ARE	00:34:24	02:22:57	01:33:09	04:35:54	3206
4	297 Boris Kalmykov	M30-34	 - GBR	00:32:03	02:33:53	01:44:04	04:56:28	2686
5	580 Mohammed Alhashmi	M40-44	 - ARE	00:37:44	02:42:00	01:53:38	05:24:47	2327
6	748 Tarek El-Badawi	M35-39	 - PSE	00:36:12	02:40:06	01:58:39	05:26:09	2155
7	477 Javier Sieso Cortes	M30-34	 - ESP	00:40:26	02:48:03	01:50:15	05:27:11	2133
8	47 Ahmed Alhosani	M25-29	 - ARE	00:38:23	02:35:47	02:21:00	05:41:34	1724
9	585 Mohammed Alkaabi	M30-34	 - ARE	01:03:23	02:51:28	02:01:05	06:05:41	1440
10	322 Cristhy Rizo	F30-34	 - COL	00:39:15	03:19:42	02:19:57	06:29:06	1419
11	540 Mariana Rodriguez Prince	F40-44	 - VEN	00:48:59	03:13:23	02:42:49	07:02:48	1286
12	607 Nasser Al Khaili	M30-34	 - ARE	00:46:34	03:27:18	03:03:35	07:30:00	700
13	603 Nada Abandah	F45-49	 - JOR	00:54:34	03:57:40	02:56:30	07:59:22	700

5.- Mtraininglab (24220 points)

Start #	Athlete	AG	Country				Time	AGR
1	407 Giorgio Dell'orca	M60-64	 - ITA	00:40:08	02:51:51	01:50:41	05:30:05	3490
2	13 Giacomo Giovenali	M50-54	 - ITA	00:36:50	02:23:13	01:46:15	04:50:33	3100
3	715 Silvio Gambacci	M35-39	 - ITA	00:28:46	02:20:08	01:41:32	04:35:41	3063
4	80 Leonardo Giovannini	M45-49	 - ITA	00:34:58	02:22:41	01:52:04	04:56:02	2963
5	555 Massimiliano Andreani	M45-49	 - ITA	00:38:13	02:36:16	01:43:22	05:06:29	2775
6	411 Giuseppe Imperiale	M25-29	 - ITA	00:32:52	02:24:50	01:47:39	04:51:26	2626
7	273 Angelo Carotenuto	M40-44	 - ITA	00:39:11	02:44:32	02:02:27	05:36:13	2121
8	261 Andrea Vico	M50-54	 - ITA	00:51:55	02:49:59	02:23:43	06:12:47	1620
9	393 Gabriele Musolino	M40-44	 - ITA	00:41:43	03:05:24	02:20:18	06:15:02	1422
10	394 Gabriele Stagi	M40-44	 - ITA	00:46:00	03:14:40	02:27:26	06:36:14	1040

6.- Br Performance (21845 points)











Start #	Athlete	AG	Country				Time	AGR
1	491 Julien Bletterie	M30-34	 - FRA	00:35:10	02:17:40	01:31:30	04:29:32	3171
2	382 Francesc Lucena Juve	M35-39	 - ESP	00:32:33	02:22:01	01:56:59	04:56:01	2697
3	95 Osvaldo Ferreira Porto Filho	M40-44	 - BRA	00:37:54	02:40:04	01:42:19	05:06:58	2647
4	760 Tonia Makary	F30-34	 - LBN	00:36:54	03:00:26	01:40:40	05:23:18	2604
5	746 Tanita Okennedy	F30-34	 - ZAF	00:32:03	02:51:08	01:58:43	05:28:32	2510
6	764 Valerianne Nicolaou	F35-39	 - CYP	00:34:38	02:51:13	02:14:35	05:46:19	2252
7	250 Ali Refaat	M30-34	 - EGY	00:34:17	02:42:02	02:00:06	05:21:29	2236
8	776 Vinicius Rodrigues	M35-39	 - BRA	00:42:04	02:49:11	02:02:44	05:41:05	1886
9	599 Muhsine Morel	F45-49	 - TUR	00:50:20	03:13:44	02:12:32	06:26:23	1842

7.- Fawz Concept (21210 points)










Start #	Athlete	AG	Country				Time	AGR
1	658 Quentin Amaral	M25-29	 - FRA	00:28:29	02:11:43	01:22:54	04:06:40	3432
2	613 Niall Foley	M25-29	 - IRL	00:28:17	02:21:10	01:33:30	04:27:44	3053

Age Groups - TriClub Results










7.- Fawz Concept (21210 points)

Start #	Athlete	AG	Country				Time	AGR
3	505 Khalifa Aldarmaki	M40-44	 - ARE	00:36:26	02:25:36	01:48:38	04:57:19	2821
4	521 Lewis Elsey	M25-29	 - GBR	00:37:11	02:29:44	01:30:05	04:43:00	2778
5	646 Patrick Trung Nguyen	M30-34	 - VNM	00:35:48	02:39:13	01:44:31	05:05:13	2528
6	434 Iain Packham	M40-44	 - GBR	00:32:42	02:48:16	01:50:13	05:19:33	2421
7	449 Imad Khochman	M40-44	 - LBN	00:34:41	02:50:38	02:28:56	05:59:58	1693
8	501 Katerina Malhi	F40-44	 - GBR	00:42:38	03:03:11	02:49:47	06:48:11	1549
9	479 Jerome Lagarde	M50-54	 - FRA	00:42:05	03:00:29	02:56:56	06:50:51	935











8.- Team Bahrain (17434 points)

Start #	Athlete	AG	Country				Time	AGR
1	632 Olga Gorvat	F40-44	 - UKR	00:37:37	02:38:18	01:48:17	05:08:48	3338
2	661 Rafael Cabral Ribeiro Da Silva	M45-49	 - BRA	00:30:41	02:32:19	01:27:38	04:36:13	3320
3	194 Abdulaziz Salman	M30-34	 - BHR	00:35:51	02:34:22	01:26:33	04:44:50	2895
4	51 Andi Woolley	M50-54	 - BHR	00:32:15	02:31:26	01:55:22	05:05:04	2839
5	564 May Alhaji	F40-44	 - BHR	00:40:08	02:45:40	02:09:35	05:42:56	2723
6	220 Al Khalifa Sager	M40-44	 - BHR	00:37:51	02:37:07	02:04:16	05:25:11	2319

9.- Endurance Training Society (16022 points)

Start #	Athlete	AG	Country				Time	AGR
1	520 Lea Lienshoeff	F35-39	 - DEU	00:32:15	02:25:05	01:35:44	04:36:59	3500
2	77 Jon Lacey	M30-34	 - GBR	00:31:36	02:30:07	01:42:19	04:49:00	2820
3	68 Hamid Khan	M50-54	 - GBR	00:37:41	02:47:47	01:40:01	05:10:39	2738
4	72 James Arnestad	M35-39	 - ZAF	00:34:45	02:38:06	01:36:25	04:54:58	2716
5	60 Daniela Rodriguez	F35-39	 - COL	00:35:58	02:54:46	01:44:32	05:21:37	2696
6	549 Martin Lienshöft	M35-39	 - DEU	00:32:50	02:49:50	02:29:07	05:59:37	1552

10.- Tri Connect Coaching (15282 points)

Start #	Athlete	AG	Country				Time	AGR
1	507 Kimberley Dittrich	F65-69	 - CAN	00:46:02	03:31:09	03:07:35	07:38:17	3500
2	605 Nadine Hajj	F35-39	 - LBN	00:36:45	02:47:24	01:53:28	05:23:34	2661
3	390 Frank Afeaki	M35-39	 - ARE	00:28:44	02:34:16	01:50:18	04:59:59	2626
4	301 Byron Penny	M30-34	 - GBR	00:34:41	02:43:29	01:59:46	05:25:08	2170
5	751 Tayla James	F25-29	 - ZAF	00:37:10	03:10:19	02:28:02	06:26:08	1852
6	736 Susanna Merikanto-Timonen	F55-59	 - FIN	00:41:16	03:38:39	02:59:38	07:29:13	1524
7	396 Garry Jarman	M40-44	 - GBR	00:46:24	03:05:23	02:37:52	06:41:18	949

11.- Nfc Endurance (15126 points)

Start #	Athlete	AG	Country				Time	AGR
1	444 Iker Ballestero Barrutia	M30-34	 - ESP	00:30:57	02:23:10	01:31:10	04:29:56	3164
2	20 Kenneth Heney	M45-49	 - GBR	00:32:33	02:30:40	01:43:26	04:50:48	3057
3	279 Arnaud Bouf	M50-54	 - FRA	00:36:21	02:39:01	01:54:39	05:15:08	2657
4	291 Benjamin Grolimund	M35-39	 - FRA	00:31:52	02:36:10	01:48:46	05:02:04	2588
5	254 Amy Wu	F25-29	 - NZL	00:36:13	03:04:31	01:57:35	05:46:40	2563

Age Groups - TriClub Results

11.- Nfc Endurance (15126 points)

Start #	Athlete	AG	Country				Time	AGR
6 493	Kahn Luthiger	M40-44	- AUS	00:39:50	03:11:51	02:27:42	06:33:07	1097

12.- The Flying Dutchman Team (13145 points)

Start #	Athlete	AG	Country				Time	AGR
1 470	Jan Gremmen	M50-54	- NLD	00:32:36	02:29:12	01:44:29	04:52:35	3063
2 234	Alex Shedden	M30-34	- GBR	00:29:56	02:27:35	01:38:52	04:40:30	2973
3 81	Maikel Van Haagen	M30-34	- NLD	00:28:37	02:30:32	01:39:55	04:43:07	2926
4 484	Johnny Karam	M45-49	- LBN	00:41:14	02:51:13	01:59:59	05:40:22	2165
5 551	Marwa El Masri	F30-34	- LBN	00:45:45	02:56:50	02:06:55	05:55:51	2018

13.- Saudi Tri Community (12155 points)

Start #	Athlete	AG	Country				Time	AGR
1 669	Rayan Al Khuwaiter	M35-39	- SAU	00:30:24	02:13:55	01:33:46	04:21:52	3312
2 286	Badr Albadr	M55-59	- SAU	00:40:18	02:47:15	02:09:45	05:44:49	2181
3 789	Yousef Alluhaydan	M30-34	- SAU	00:39:51	02:40:09	02:13:03	05:43:22	1842
4 743	Talal Algahtani	M40-44	- SAU	00:44:46	02:59:28	02:03:46	05:56:35	1754
5 247	Ali Magboul	M45-49	- SAU	00:37:12	03:15:32	02:09:19	06:11:21	1607
6 575	Mohamed Altawash	M50-54	- SAU	00:49:33	02:55:28	02:27:45	06:21:43	1459

14.- Riot Racing Club (11429 points)

Start #	Athlete	AG	Country				Time	AGR
1 635	Oliver Lockyer	M30-34	- GBR	00:29:53	02:22:51	01:23:22	04:21:06	3323
2 2	Ahmed Alhussain	M35-39	- SAU	00:36:16	02:19:15	01:31:13	04:31:11	3144
3 524	Lucy Blanchard	F35-39	- GBR	00:40:21	02:54:12	01:59:46	05:40:11	2362
4 598	Muhanad Binladen	M40-44	- SAU	00:36:30	02:48:13	02:14:21	05:48:28	1900
5 684	Ross Smith	M35-39	- GBR	00:46:10	03:15:45	02:44:33	07:06:47	700

15.- As Monaco Triathlon (10061 points)







Start #	Athlete	AG	Country				Time	AGR
1 645	Patrick Argi	M50-54	- MCO	00:33:12	02:29:07	01:39:24	04:48:10	3143
2 644	Paolo Mevio	M60-64	- ITA	00:41:23	03:00:22	02:21:06	06:11:09	2750
3 315	Christine Delmas	F55-59	- BEL	00:44:10	03:25:54	02:20:52	06:38:13	2442
4 647	Patrick Fransen	M60-64	- BEL	00:38:49	03:06:03	03:10:59	07:08:05	1726

16.- Tri Team Athena (9573 points)




Start #	Athlete	AG	Country				Time	AGR
1 660	Radka Slaba	F50-54	- CZE	00:36:33	03:06:39	02:20:13	06:10:59	2170
2 337	Dawn Watson	F45-49	- GBR	00:38:32	03:03:29	02:23:52	06:15:50	2032
3 423	Heidi Mcdonald	F45-49	- CAN	00:35:58	03:20:35	02:31:34	06:37:19	1645
4 335	David Roberts	M50-54	- GBR	00:39:25	02:59:35	02:27:12	06:15:23	1573
5 498	Karl Egleton	M45-49	- GBR	00:37:43	03:01:22	02:31:58	06:19:55	1453
6 711	Shrikant Rai	M45-49	- IND	00:40:02	03:19:17	02:55:46	07:05:05	700

17.- Sapik Team (8821 points)








Age Groups - TriClub Results

Start #	Athlete	AG	Country				Time	AGR
1	707 Sergii Zakrevskiy	M60-64	 - UKR	00:37:49	02:39:54	02:05:05	05:29:32	3500
2	688 Ruslan Yasynetskiy	M35-39	 - UKR	00:32:41	02:23:52	01:32:21	04:34:44	3080
3	440 Ievgen Smirnov	M40-44	 - UKR	00:37:50	02:39:55	02:04:33	05:29:33	2241

18.- Koa Sports (8426 points)

Start #	Athlete	AG	Country				Time	AGR
1	19 Jonty Summers	M50-54	 - GBR	00:31:47	02:31:15	01:44:47	04:53:54	3040
2	201 Abdullah Alyaqoub	M35-39	 - KWT	00:33:44	02:34:46	01:32:00	04:47:49	2845
3	289 Bassel Kanounji	M35-39	 - LBN	00:33:34	02:24:57	01:59:34	05:04:40	2541








19.- Matrix Multisport (8386 points)

Start #	Athlete	AG	Country				Time	AGR
1	87 Melissa Abbey	F30-34	 - ZAF	00:32:54	02:45:02	01:46:05	05:10:09	2840
2	56 Cameron Grassi	M25-29	 - ZAF	00:29:01	02:38:04	01:52:57	05:05:33	2372
3	323 Dale Demmer	M35-39	 - ZAF	00:32:53	02:52:37	02:19:47	05:51:49	1693
4	509 Kirsten Grassi	F25-29	 - ZAF	00:34:47	03:16:38	02:48:10	06:46:46	1481

20.- Yas Cycles Triathlon Team (8179 points)

Start #	Athlete	AG	Country				Time	AGR
1	369 Emma Gibbins	F35-39	 - GBR	00:36:06	02:44:27	01:44:16	05:10:40	2893
2	384 Francisco Baez	M45-49	 - ESP	00:33:59	02:35:25	01:45:56	04:59:58	2892
3	676 Robert Ball	M55-59	 - AUS	00:33:35	02:39:04	02:12:58	05:32:58	2394

21.- A13 Academy (7975 points)

Start #	Athlete	AG	Country				Time	AGR
1	65 Fahad Almohammed	M35-39	 - QAT	00:31:38	02:31:34	01:51:57	05:01:12	2604
2	666 Rashid Alsubaey	M30-34	 - QAT	00:36:05	02:53:24	01:55:30	05:35:14	1988
3	199 Abdulla Shaheen Alkaabi	M35-39	 - QAT	00:40:44	02:58:57	01:57:04	05:45:57	1798
4	208 Abdulrahman Alobaidli	M30-34	 - QAT	00:42:54	02:53:04	02:12:52	05:57:37	1585






22.- Ikonix Coaching (7522 points)

Start #	Athlete	AG	Country				Time	AGR
1	435 Ian Farrell	M40-44	 - IRL	00:31:30	02:20:22	01:37:45	04:34:41	3228
2	31 Neil Goulsbra	M55-59	 - ARE	00:38:41	02:30:58	01:52:18	05:06:10	2876
3	426 Hesham Taman	M40-44	 - EGY	00:37:33	02:32:03	02:56:41	06:15:15	1418

23.- Tri.p.coaching (7000 points)

Start #	Athlete	AG	Country				Time	AGR
1	35 Ralf Preissl	M45-49	 - DEU	00:30:12	02:17:38	01:34:14	04:26:14	3500
2	714 Silvia Weishaeupl	F45-49	 - DEU	00:30:41	02:36:16	01:41:34	04:54:18	3500

24.- Rg Sports Performance (6727 points)








Start #	Athlete	AG	Country				Time	AGR
1	29 Mubarak Alwoqayan	M45-49	 - KWT	00:34:41	02:34:52	01:46:42	05:02:08	2853
2	692 Salah Waheedi	M45-49	 - KWT	00:36:48	02:43:13	02:16:48	05:44:54	2084

Age Groups - TriClub Results

24.- Rg Sports Performance (6727 points)

Start #	Athlete	AG	Country				Time	AGR
3	216 Ahmed Elfayoumi	M45-49	 - EGY	00:39:23	03:12:37	01:59:56	06:01:11	1790

25.- Triclub Doha (6547 points)

Start #	Athlete	AG	Country				Time	AGR
1	111 Vladislav Abramov	M35-39	 - NEU	00:36:28	02:45:28	01:48:48	05:17:17	2314
2	406 Gilles Leblanc	M45-49	 - CAN	00:37:45	02:52:53	02:19:36	05:58:52	1832
3	780 Wei Sui	M40-44	 - BEL	00:47:02	02:53:03	02:10:58	05:59:32	1701
4	584 Mohammed Anvar	M35-39	 - IND	00:47:05	03:29:36	02:31:32	06:57:06	700





26.- Boehnlein Sports Bamberg E.v. (6453 points)

Start #	Athlete	AG	Country				Time	AGR
1	740 Swen Sundberg	M50-54	 - DEU	00:27:46	02:21:26	01:33:53	04:28:21	3500
2	237 Alexander Auer	M50-54	 - DEU	00:33:34	02:35:40	01:42:58	04:58:43	2953






27.- Maadi Athletes (6445 points)

Start #	Athlete	AG	Country				Time	AGR
1	21 Khadiga Amin	F35-39	 - EGY	00:32:01	02:42:05	01:50:25	05:10:47	2891
2	579 Mohammed Mahlab	M45-49	 - EGY	00:37:36	03:05:49	02:27:53	06:18:59	1470
3	749 Tarek El-Gammal	M50-54	 - EGY	00:43:16	03:05:13	02:28:57	06:25:53	1384
4	573 Mohamed Abdel Moneim	M45-49	 - EGY	00:37:17	03:27:59	02:57:19	07:12:10	700

28.- Inex Club (6270 points)

Start #	Athlete	AG	Country				Time	AGR
1	793 Zakarin Ilnur	M35-39	 - CYP	00:33:54	02:03:00	01:32:37	04:12:57	3472
2	630 Oleksandr Morozov	M40-44	 - UKR	00:31:33	02:35:25	01:43:41	04:58:34	2798

29.- Trilife.ru (6228 points)

Start #	Athlete	AG	Country				Time	AGR
1	414 Grigorii Navrotskii	M35-39	 - NEU	00:26:23	02:23:37	01:22:21	04:15:48	3421
2	40 Vladimir Riabushkin	M55-59	 - CHE	00:33:24	02:29:59	01:59:10	05:10:03	2807

30.- Tri Belles Uae (6154 points)







Start #	Athlete	AG	Country				Time	AGR
1	659 Rachel Shaw	F45-49	 - GBR	00:36:38	03:04:41	02:09:37	05:58:12	2349
2	282 Asma Aljanahi	F30-34	 - ARE	00:44:24	03:08:12	01:57:18	06:01:50	1910
3	86 Melina Timson-Katchis	F45-49	 - CYP	00:33:38	03:11:22	02:33:51	06:23:26	1895

31.- Dds Srl (6002 points)

Start #	Athlete	AG	Country				Time	AGR
1	39 Valentina Sestan	F45-49	 - ITA	00:36:18	02:45:52	01:50:06	05:17:44	3078
2	27 Mario Ruta	M45-49	 - ITA	00:31:49	02:35:08	01:44:01	04:58:11	2924

32.- Myprocoach (5534 points)






Age Groups - TriClub Results

Start #	Athlete	AG	Country				Time	AGR
1	113 William Dickinson	M30-34	 - GBR	00:31:54	02:33:43	01:42:36	04:55:12	2709
2	728 Stewart Arbuckle	M55-59	 - GBR	00:39:15	02:45:07	02:17:38	05:53:13	2030
3	213 Ahmad Alamri	M40-44	 - QAT	00:44:45	03:05:35	02:52:06	06:49:52	795

33.- F.i.t Singapore (5350 points)

Start #	Athlete	AG	Country				Time	AGR
1	379 Filippo Di Mauro	M65-69	 - ITA	00:38:41	03:26:30	02:38:48	06:57:41	3052
2	353 Doug Irvine	M50-54	 - GBR	00:35:47	02:46:08	02:03:23	05:35:05	2298






34.- Team Ausdauercoach (5032 points)

Start #	Athlete	AG	Country				Time	AGR
1	623 Niko Malleczek	M18-24	 - AUT	00:26:33	02:13:46	01:30:06	04:14:18	3500
2	343 Dieter Malleczek	M55-59	 - AUT	00:43:37	02:45:49	02:44:11	06:20:52	1532

35.- Wyn Republic (4987 points)

Start #	Athlete	AG	Country				Time	AGR
1	5 Alexey Bukleev	M45-49	 - UKR	00:32:01	02:22:28	01:44:07	04:43:45	3184
2	304 Caroline Bolle	F45-49	 - BEL	00:47:22	03:19:38	02:13:37	06:28:32	1803

36.- BMC Endurance Team (4350 points)

Start #	Athlete	AG	Country				Time	AGR
1	595 Moued Abbassi	M25-29	 - QAT	00:38:24	02:43:05	01:44:33	05:10:39	2280
2	747 Tarek Baghdadi	M35-39	 - DZA	00:36:10	02:37:01	02:09:41	05:30:51	2070






37.- Team Zoot (3911 points)

Start #	Athlete	AG	Country				Time	AGR
1	110 Vincent Felix Bartscher	M30-34	 - DEU	00:29:34	02:27:50	01:26:02	04:28:40	3186
2	735 Susan Abla	F45-49	 - USA	00:44:15	03:53:22	02:39:41	07:28:26	725




38.- Innerfight (3764 points)

Start #	Athlete	AG	Country				Time	AGR
1	763 Vainius Kaleda	M30-34	 - LTU	00:32:22	02:27:03	01:42:53	04:48:13	2834
2	464 Jad Nachabe	M30-34	 - LBN	00:40:52	03:11:42	02:35:19	06:34:00	930

39.- Maltese Falcon (3632 points)

Start #	Athlete	AG	Country				Time	AGR
1	738 Svyatoslav Kastritskiy	M50-54	 - NEU	00:36:18	02:38:22	02:04:51	05:26:55	2445
2	628 Oleg Zaitsev	M50-54	 - NEU	00:44:08	03:15:40	02:23:48	06:36:48	1187

40.- Pewag Racing Team (3500 points)

Start #	Athlete	AG	Country				Time	AGR
1	107 Tim Gosnjak	M30-34	 - SVN	00:28:37	02:11:07	01:27:02	04:11:16	3500

40.- X3Me Sports Performance Management (3500 points)





Start #	Athlete	AG	Country				Time	AGR
---------	---------	----	---------	---	---	---	------	-----

Age Groups - TriClub Results





40.- X3Me Sports Performance Management (3500 points)

Start #	Athlete	AG	Country				Time	AGR
1	371 Ernesto Espinoza	M40-44	 - CRI	00:27:14	02:21:36	01:27:00	04:19:37	3500

42.- Gts Tri Team (3434 points)

Start #	Athlete	AG	Country				Time	AGR
1	41 Walter Kaspirowitsch	M45-49	 - DEU	00:32:54	02:20:21	01:32:53	04:29:51	3434

43.- Vfb Salzkotten (3352 points)

Start #	Athlete	AG	Country				Time	AGR
1	680 Rolf Brölemann	M60-64	 - DEU	00:34:17	02:44:14	02:09:52	05:37:44	3352

44.- Optima Racing Team (Uk) (3337 points)

Start #	Athlete	AG	Country				Time	AGR
1	24 Lori Westcott	F40-44	 - GBR	00:29:52	02:40:09	01:53:04	05:08:50	3337

45.- Triterra (3335 points)

Start #	Athlete	AG	Country				Time	AGR
1	542 Marina Belan	F50-54	 - AZE	00:43:39	03:30:22	02:02:38	06:30:43	1815
2	231 Aleksandr Drozdov	M50-54	 - AZE	00:41:57	03:11:46	02:10:43	06:18:18	1520

46.- Cyclezone Triteam (3312 points)

Start #	Athlete	AG	Country				Time	AGR
1	48 Alan Mc Girr	M30-34	 - IRL	00:32:05	02:15:03	01:30:30	04:21:42	3312

47.- Team Zoot Europe (3286 points)

Start #	Athlete	AG	Country				Time	AGR
1	556 Massimo Barca	M35-39	 - ITA	00:28:36	02:20:14	01:27:44	04:23:19	3286

48.- Trinergy (3285 points)

Start #	Athlete	AG	Country				Time	AGR
1	333 Dariusz Swiderski	M50-54	 - POL	00:39:17	02:49:01	02:00:24	05:37:23	2257
2	532 Maksymilian Swiderski	M25-29	 - POL	00:31:35	03:06:56	02:33:32	06:20:14	1028

49.- Sbr88 (3207 points)

Start #	Athlete	AG	Country				Time	AGR
1	7 Artem Sitnikov	M40-44	 - CYP	00:33:58	02:25:22	01:32:15	04:35:53	3207

50.- Ksv Baunatal Triathlon (3192 points)


Start #	Athlete	AG	Country				Time	AGR
1	473 Janina Rhode	F30-34	 - DEU	00:37:17	02:30:02	01:38:03	04:50:37	3192

51.- Triatlon Eq (3082 points)

Start #	Athlete	AG	Country				Time	AGR
1	83 Mariana Perez Lingg	F40-44	 - VEN	00:30:50	02:48:37	01:58:04	05:23:00	3082

Age Groups - TriClub Results

52.- Kit (3030 points)

Start #	Athlete	AG	Country				Time	AGR
1	92 Oleksandr Veligonenko	M40-44	 - UKR	00:34:26	02:26:05	01:38:27	04:45:41	3030

53.- Arrivo Primo Singapura (2996 points)

Start #	Athlete	AG	Country				Time	AGR
1	109 Vargin Yeke	M45-49	 - TUR	00:29:04	02:36:02	01:43:07	04:54:11	2996

54.- Fredericia Triathlon Team (2982 points)

Start #	Athlete	AG	Country				Time	AGR
1	761 Torben Foged	M55-59	 - DNK	00:31:59	02:37:40	01:43:19	05:00:17	2982

55.- Triatlona Akademija (2919 points)

Start #	Athlete	AG	Country				Time	AGR
1	26 Maksims Lukasevics	M30-34	 - LVA	00:32:06	02:21:15	01:44:30	04:43:31	2919

56.- Tri Fitness - Australia (2914 points)

Start #	Athlete	AG	Country				Time	AGR
1	38 Uwe Moeller	M55-59	 - DEU	00:32:40	02:32:31	01:53:27	05:04:06	2914

57.- Triathlon Team Eisenhart (2860 points)

Start #	Athlete	AG	Country				Time	AGR
1	559 Mattes Radusch	M25-29	 - DEU	00:30:26	02:28:35	01:34:34	04:38:25	2860

58.- Trionik Multisport Gmbh (2811 points)

Start #	Athlete	AG	Country				Time	AGR
1	634 Oliver Peters	M50-54	 - DEU	00:32:04	02:28:01	02:01:52	05:06:36	2811

59.- Bakersfield Trispokes (2804 points)

Start #	Athlete	AG	Country				Time	AGR
1	385 Franck Pichard	M45-49	 - FRA	00:38:08	02:36:18	01:45:19	05:04:51	2804

60.- De Bruin Train (2780 points)

Start #	Athlete	AG	Country				Time	AGR
1	316 Christopher Van Der Walt	M30-34	 - ZAF	00:30:20	02:26:24	01:48:24	04:51:14	2780

61.- Endure Iq Global Racing Team (2773 points)

Start #	Athlete	AG	Country				Time	AGR
1	485 Jonatas Rodrigues	M45-49	 - BRA	00:33:01	02:36:01	01:51:41	05:06:36	2773

62.- Asv Köln Triathlon (2706 points)

Start #	Athlete	AG	Country				Time	AGR
1	63 Elmar Sprink	M50-54	 - DEU	00:35:35	02:37:10	01:50:55	05:12:26	2706

63.- A.I.layrac Triathlon 47 (2657 points)

Age Groups - TriClub Results

Start #	Athlete	AG	Country				Time	AGR
1 98	Ronny Steil	M45-49	 - LUX	00:32:38	02:38:28	01:55:48	05:13:04	2657

64.- Hpc Heemstede (2655 points)

Start #	Athlete	AG	Country				Time	AGR
1 700	Sebastiaan Bleekemolen	M45-49	 - NLD	00:42:03	02:35:03	01:48:37	05:13:10	2655

65.- Coaching Zone Team (2650 points)

Start #	Athlete	AG	Country				Time	AGR
1 103	Sonia Doumit	F45-49	 - BEL	00:40:43	02:52:57	02:00:47	05:41:29	2650

66.- Polisportiva Mandello Triathlon (2641 points)

Start #	Athlete	AG	Country				Time	AGR
1 260	Andrea Tagliaferri	M45-49	 - ITA	00:30:34	02:23:14	02:13:37	05:13:55	2641

67.- Sberbank Triathlon Team (2635 points)

Start #	Athlete	AG	Country				Time	AGR
1 541	Mariia Tarasova	F30-34	 - ISR	00:37:34	02:46:20	01:52:03	05:21:33	2635

68.- International Triathlon Club: Bahrain (2624 points)

Start #	Athlete	AG	Country				Time	AGR
1 439	Ian Russell	M40-44	 - BHR	00:32:51	02:32:11	01:58:01	05:08:15	2624

69.- Havering Tri (2617 points)

Start #	Athlete	AG	Country				Time	AGR
1 546	Mark Birrell	M55-59	 - GBR	00:35:40	02:55:32	01:42:05	05:20:34	2617

69.- Salisbury Tri Club (2617 points)

Start #	Athlete	AG	Country				Time	AGR
1 223	Alan Bayliss	M55-59	 - GBR	00:36:51	02:44:05	01:51:10	05:20:35	2617

71.- Kareliatri (2610 points)

Start #	Athlete	AG	Country				Time	AGR
1 622	Nikita Komissarov	M35-39	 - NEU	00:36:24	02:30:10	01:47:46	05:00:52	2610

72.- Riyadh Triathletes (2565 points)

Start #	Athlete	AG	Country				Time	AGR
1 73	James Lowe	M55-59	 - USA	00:35:17	02:41:48	01:59:35	05:23:28	2565

73.- New Delhi Triclub (2558 points)

Start #	Athlete	AG	Country				Time	AGR
1 796	Yashish Dahiya	M50-54	 - IND	00:31:23	02:43:28	01:57:59	05:20:41	2558

74.- Lb Squad (2508 points)

Start #	Athlete	AG	Country				Time	AGR
1 525	Luis Pereira	M40-44	 - PRT	00:39:35	02:37:31	01:51:01	05:14:43	2508

Age Groups - TriClub Results


75.- Wave Riders Oman (2460 points)

Start #	Athlete	AG	Country				Time	AGR
1 454	Ivan Shelby	M40-44	 - ZAF	00:31:28	02:17:49	02:23:06	05:17:23	2460

76.- Konacoach (2444 points)

Start #	Athlete	AG	Country				Time	AGR
1 741	Taff Morris	M50-54	 - GBR	00:31:44	02:34:05	02:12:24	05:26:59	2444

77.- Lukoil Triathlon Team (2418 points)

Start #	Athlete	AG	Country				Time	AGR
1 339	Denis Sitdikov	M40-44	 - NEU	00:35:58	02:35:49	02:03:00	05:19:41	2418

78.- Sporting Club Sassuolo A.s.d. (2402 points)

Start #	Athlete	AG	Country				Time	AGR
1 52	Andrea Banfi	M55-59	 - ITA	00:37:58	02:43:23	02:05:05	05:32:31	2402

79.- Trizone Fitness (2387 points)

Start #	Athlete	AG	Country				Time	AGR
1 656	Pradeep Katrodia	M45-49	 - IND	00:38:36	03:12:31	02:04:30	06:06:55	1687
2 338	Deepa Katrodia	F40-44	 - IND	01:04:52	03:58:20	02:49:40	08:06:57	700

80.- Rullezteam (2367 points)

Start #	Athlete	AG	Country				Time	AGR
1 375	Evgeny Sytnik	M35-39	 - NEU	00:44:03	02:35:27	01:49:29	05:14:22	2367

81.- 26 Coaching (2332 points)

Start #	Athlete	AG	Country				Time	AGR
1 716	Simon Belfitt	M35-39	 - GBR	00:34:39	02:36:32	01:57:42	05:16:19	2332

82.- Bushido Tri&Run (2306 points)

Start #	Athlete	AG	Country				Time	AGR
1 774	Vincenzo Cutulle	M45-49	 - ITA	00:41:29	02:38:41	02:05:39	05:32:32	2306

83.- Rás Endurance (2301 points)

Start #	Athlete	AG	Country				Time	AGR
1 412	Glen Watts	M45-49	 - GBR	00:34:05	02:55:09	01:55:22	05:32:48	2301

84.- Zheleznaya Komanda (2284 points)

Start #	Athlete	AG	Country				Time	AGR
1 50	Aleksandr Mishin	M40-44	 - ARE	00:39:29	02:36:56	02:02:15	05:27:09	2284

85.- Hampstead Triathlon Club (2244 points)

Start #	Athlete	AG	Country				Time	AGR
1 246	Ali Al-Tek	M50-54	 - GBR	00:34:27	02:34:30	02:21:01	05:38:07	2244

86.- Nok Triathlon (2243 points)

Age Groups - TriClub Results

Start #	Athlete	AG	Country				Time	AGR
1	633 Olga Tikhonova	F35-39	 - CYP	00:37:42	02:51:37	02:10:27	05:46:48	2243

87.- Precision Race Team (2217 points)

Start #	Athlete	AG	Country				Time	AGR
1	572 Mitchell Nova	M45-49	 - GBR	00:40:28	02:47:01	01:59:11	05:37:30	2217

88.- Millennium Triathlon Brescia (2211 points)

Start #	Athlete	AG	Country				Time	AGR
1	383 Francesco Bertoli	M60-64	 - ITA	00:35:13	02:55:55	03:03:52	06:41:06	2211





89.- Power Ride Sports (2138 points)

Start #	Athlete	AG	Country				Time	AGR
1	252 Alia El Goan	F25-29	 - EGY	00:40:24	03:09:58	02:13:47	06:10:15	2138

90.- Trifactri (2129 points)

Start #	Athlete	AG	Country				Time	AGR
1	474 Jarred Baker	M25-29	 - ZAF	00:35:02	02:38:27	01:59:05	05:19:01	2129

91.- Racextract Racing Team (2069 points)

Start #	Athlete	AG	Country				Time	AGR
1	561 Matthias Büttner	M45-49	 - DEU	00:33:46	02:44:09	02:20:54	05:45:41	2069

92.- Temptraining.ru (1931 points)

Start #	Athlete	AG	Country				Time	AGR
1	777 Vladimir Razuvaev	M40-44	 - ARE	00:40:21	02:39:51	02:19:45	05:46:44	1931

93.- Sub11 Endurance Training (1817 points)

Start #	Athlete	AG	Country				Time	AGR
1	665 Rashed Alnaber	M35-39	 - JOR	00:40:28	02:38:25	02:18:51	05:44:54	1817

94.- Triathlon Abu Dhabi (1688 points)

Start #	Athlete	AG	Country				Time	AGR
1	355 Duncan Richards	M50-54	 - GBR	00:36:31	02:56:06	02:28:04	06:09:00	1688

95.- Teamangelwolf (1545 points)

Start #	Athlete	AG	Country				Time	AGR
1	360 Egle Nagyte	F35-39	 - LTU	00:38:42	02:58:12	02:40:21	06:25:34	1545

96.- Team D`c (1449 points)

Start #	Athlete	AG	Country				Time	AGR
1	325 Damien Armand	M30-34	 - FRA	00:35:37	03:21:37	01:58:37	06:05:10	1449

97.- I Love Supersport (1337 points)

Start #	Athlete	AG	Country				Time	AGR
1	265 Andrei Zauter	M50-54	 - ARE	00:41:02	03:02:52	02:33:25	06:28:29	1337

Age Groups - TriClub Results

98.- Fru Filipino Runners United (1276 points)

Start #	Athlete	AG	Country				Time	AGR
1 344	Dilip Mishra	M40-44	 - IND	00:41:30	03:05:37	02:26:07	06:23:10	1276

99.- Leeds And Bradford Triathlon Club (1032 points)

Start #	Athlete	AG	Country				Time	AGR
1 512	Kristian James Henry	M40-44	 - GBR	00:39:21	03:18:32	02:26:44	06:36:43	1032

100.- Al Corniche Tri Club (1001 points)

Start #	Athlete	AG	Country				Time	AGR
1 248	Ali Marafie	M35-39	 - KWT	00:50:14	03:05:59	02:21:30	06:30:13	1001

101.- Infinitude Racing (763 points)

Start #	Athlete	AG	Country				Time	AGR
1 475	Jarryd Irvine	M30-34	 - ZAF	00:30:09	03:09:47	02:50:38	06:43:18	763


102.- 3Timesyou (701 points)

Start #	Athlete	AG	Country				Time	AGR
1 263	Andreas Konstantinou	M50-54	 - GRC	00:42:32	03:17:32	02:53:13	07:03:50	701

103.- Jeddah Tribe (700 points)

Start #	Athlete	AG	Country				Time	AGR
1 788	Yara Toaimah	F25-29	 - EGY	00:43:30	03:48:10	02:54:48	07:37:47	700

103.- Tri-Active365 (700 points)

Start #	Athlete	AG	Country				Time	AGR
1 409	Giovanni Dellomes	M40-44	 - PHL	01:04:24	03:43:04	02:47:58	07:46:48	700