How-To Guide to Dibs and Student Workers

Login into Dibs using the same username and password that was used to register your skater(s). There are multiple ways you can get to the Dibs page on ACYHA.com:

When you are logged into your family's account, the Dibs page should look like:

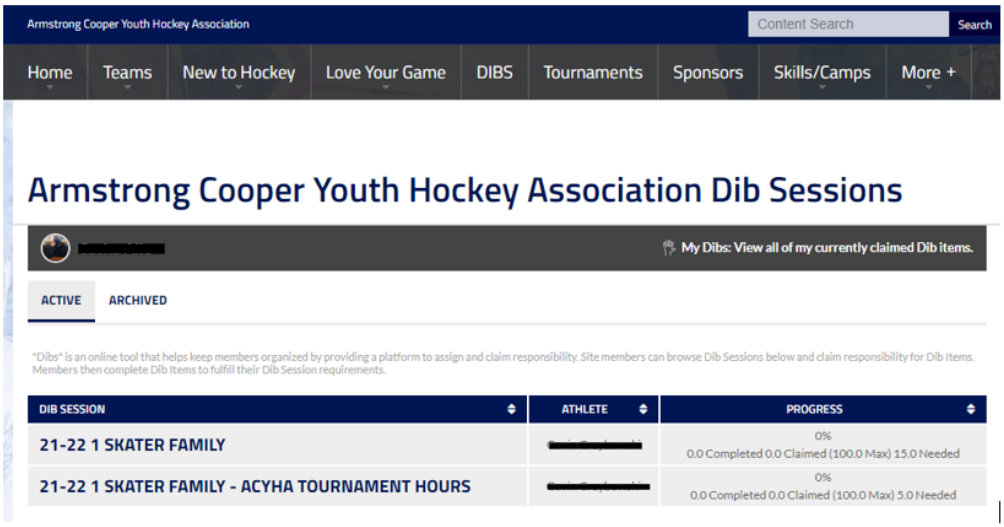

Click on one of the links to search for available Dibs volunteer shifts.

All 1 Skater and 2+ Skater Families need to complete at least 5 Special Events hours.

How-To Guide to Dibs and Student Workers

To claim a volunteer shift, click on the Dib item that you want to work (it will be a hyperlink):

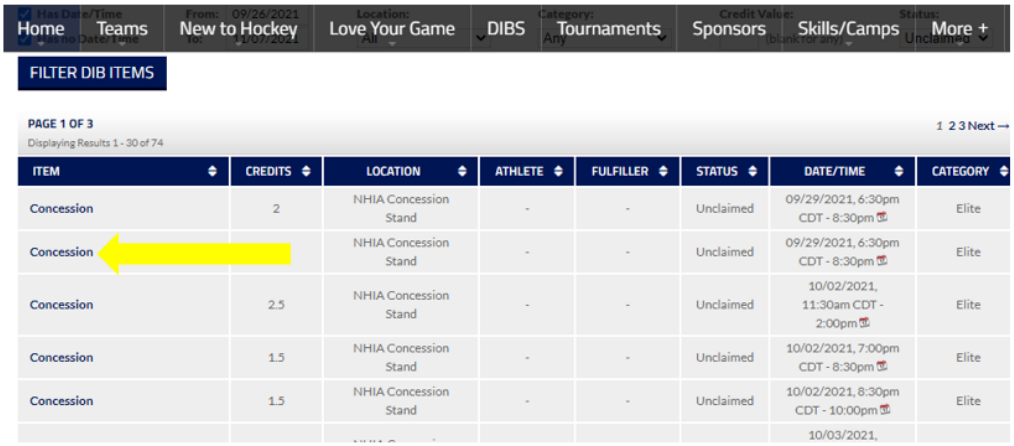

After you click on the Dib item you are interested in, select “Claim this Dib Item” to sign up for the shift. You can find additional information about the volunteer opportunity on this page too.

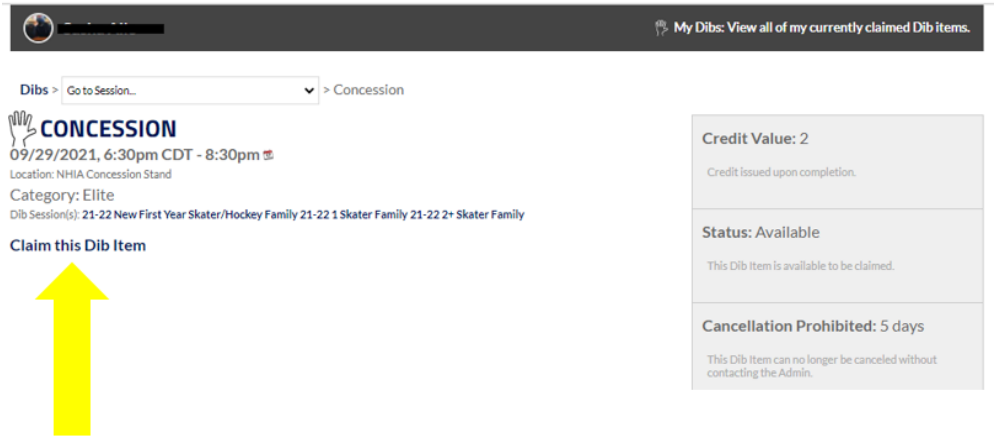

How-To Guide to Dibs and Student Workers

Before claiming the Dib shift, you must enter the fullfiller's name and phone number.

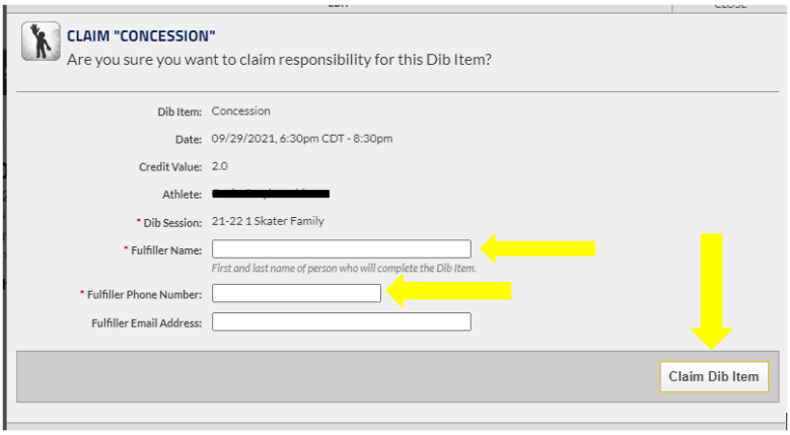

STUDENT WORKERS

ACYHA provides an option for busy families to hire a trained student worker ($10 an hour) to work DIBS shifts on your family's behalf.

The family is responsible for contacting a worker and organizing an agreed upon schedule. Payment for hours worked is handled directly between the ACYHA family and the hired student worker or their parent/guardian.

Student workers are NOT hired by ACYHA.

1) If the name of the hired student worker is known prior to claiming a Dibs shift, enter the student's name and phone number as the fulfiller.
2) If a student worker is Hired after claiming the shift, please email the volunteer program director.
Note: If a student worker cannot be arranged in time for a shift, it is still your family's responsibility to cover the claimed shift.

To request a student worker list, send an email to acyha.volunteerprogramdirector@gmail.com.