


IRONMAN - Age Groups - TriClub Results
1.- South Coast Triathlon Club Youghal (55612 points)

Start #	Athlete	AG	Country				Time	AGR
1	10165 Davie Murphy	M40-44	- IRL	00:18:46	05:27:53	03:21:01	09:18:29	4832
2	10153 Vincent Lucey	M55-59	- IRL	00:25:27	06:00:28	04:17:25	11:01:09	4719
3	10150 Stephen Chambers	M35-39	- IRL	00:17:07	05:24:29	03:31:14	09:24:18	4396
4	10152 Paul Curley	M55-59	- IRL	00:38:47	06:26:28	04:43:41	12:06:10	3939
5	10151 Richard Cronin	M30-34	- IRL	00:19:09	05:51:04	03:37:46	10:00:50	3716
6	10154 Owen Hickey	M45-49	- IRL	00:21:41	06:05:25	03:54:28	10:40:53	3553
7	10155 Andrew Hickey	M45-49	- IRL	00:20:20	06:06:39	03:54:29	10:40:54	3552
8	10159 Tom Barry	M50-54	- IRL	00:23:22	06:58:16	04:26:48	12:04:47	3279
9	10163 Thomas Hickey	M45-49	- IRL	00:26:54	06:05:38	04:24:16	11:12:31	3173
10	10158 Ina Walsh	F50-54	- IRL	00:29:46	07:02:28	05:52:13	13:48:45	3167
11	10157 Ted Kelly	M40-44	- IRL	00:24:12	06:43:09	04:27:24	11:50:11	3012
12	10167 Billy Carr	M40-44	- IRL	00:24:07	06:40:08	04:32:02	11:50:58	3002
13	10164 Billy Carr	M60-64	- IRL	00:24:27	07:20:55	06:24:12	14:47:14	2923
14	10156 Conor Casey	M40-44	- IRL	00:22:22	06:24:38	04:51:54	11:58:31	2912
15	10166 Michael Holland	M50-54	- IRL	00:30:48	07:25:58	05:05:02	13:32:07	2231
16	10161 John Hayes	M50-54	- IRL	00:39:06	07:41:41	05:14:54	14:01:45	1876
17	10160 Barry Harrington	M50-54	- IRL	00:25:29	07:18:13	06:32:33	14:47:13	1330

2.- Mallow Tri Club (50095 points)













Start #	Athlete	AG	Country				Time	AGR
1	10170 Frances O' Sullivan Byrne	F65-69	- IRL	00:49:21	08:09:56	06:01:42	15:29:26	5000
2	10177 Donough Barrow	M50-54	- IRL	00:27:25	05:42:18	03:37:26	10:02:06	4752
3	10172 Pauline Sweetnam	F40-44	- IRL	00:29:17	07:05:17	04:36:08	12:28:09	4310
4	10173 Geoff Collins	M50-54	- IRL	00:22:54	06:14:13	03:56:07	10:48:02	4200
5	10175 David Sheedy	M30-34	- IRL	00:19:53	05:25:13	03:39:23	09:35:50	4016
6	10169 James Crowley	M35-39	- IRL	00:21:48	05:31:39	03:58:00	10:04:53	3909
7	10178 Deirdre O Reilly	F40-44	- IRL	00:25:21	07:28:28	04:50:35	13:03:39	3884
8	10171 Sinead Renton	F45-49	- IRL	00:25:58	06:47:15	03:58:14	11:32:38	3636
9	10174 Tony Kelly	M40-44	- IRL	00:22:57	06:11:43	04:51:15	11:48:27	3032
10	10176 Shane Bolster	M40-44	- IRL	00:26:20	06:40:59	04:22:28	11:49:09	3024
11	10180 Éamonn Boland	M35-39	- IRL	00:19:37	06:10:38	04:29:30	11:25:18	2944
12	10183 David Twomey	M50-54	- IRL	00:24:57	06:37:44	05:52:24	13:11:10	2483
13	10182 Maurice Murphy	M40-44	- IRL	00:30:09	07:19:00	05:00:06	13:11:24	2037
14	10181 Shane Moran	M35-39	- IRL	00:27:21	07:37:24	04:46:37	13:15:17	1624
15	10179 Patrick Buckley	M45-49	- IRL	00:33:34	07:18:26	05:38:49	13:53:14	1244

3.- Cork Triathlon Club (43049 points)












Start #	Athlete	AG	Country				Time	AGR
1	10194 Maura Barry	F40-44	- IRL	00:22:16	06:41:09	04:05:59	11:30:43	5000
2	10196 Don Lapierre	M45-49	- IRL	00:18:58	05:15:50	03:26:43	09:23:35	4480
3	10185 Paul Kennedy	M40-44	- IRL	00:24:54	05:26:14	03:53:36	09:55:56	4383
4	10199 Amy Hennessy	F25-29	- IRL	00:24:17	06:37:20	04:15:52	11:36:10	4248
5	10197 Anthony Creed	M25-29	- IRL	00:15:42	06:00:39	03:21:53	09:51:20	4173

IRONMAN - Age Groups - TriClub Results











3.- Cork Triathlon Club (43049 points)

Start #	Athlete	AG	Country				Time	AGR
6	10198 Simon Keegan	M35-39	 - IRL	00:22:46	06:01:41	03:49:43	10:25:42	3659
7	10189 Adam Flood	M25-29	 - IRL	00:22:17	06:44:49	03:55:01	11:13:48	3183
8	10188 John Murphy	M25-29	 - IRL	00:20:18	06:40:18	04:12:25	11:31:12	2974
9	10193 Glen Mc Carthy	M45-49	 - IRL	00:28:33	06:32:20	04:29:24	11:49:36	2728
10	10195 Brian Collins	M40-44	 - IRL	00:29:27	07:00:23	04:24:44	12:18:21	2674
11	10192 Keith Fortune	M35-39	 - IRL	00:24:24	06:33:23	04:45:05	11:58:20	2547
12	10191 Michael Deasy	M45-49	 - IRL	00:30:53	07:36:09	06:17:44	14:53:45	1000
13	10186 David Tobin	M35-39	 - IRL	00:25:28	08:31:32	05:37:03	14:58:46	1000
14	10190 Eoin Cronin	M25-29	 - IRL	00:24:36	07:35:55	07:21:44	15:45:11	1000








4.- Portmarnock Triathlon Club (24560 points)

Start #	Athlete	AG	Country				Time	AGR
1	10436 Selena Mcdonnell	F40-44	 - IRL	00:18:17	07:56:01	04:11:07	12:46:00	4096
2	10507 Martin Bans	M40-44	 - GBR	00:26:00	05:54:07	03:54:17	10:30:57	3962
3	10437 Niamh Mcswiggan	F50-54	 - IRL	00:22:39	07:25:06	04:39:02	12:51:50	3850
4	10485 Brian Forrester	M50-54	 - IRL	00:22:18	06:32:09	04:54:36	12:05:12	3274
5	10435 Elaine Barnes	F40-44	 - IRL	00:30:28	07:43:09	05:27:11	14:02:05	3183
6	10748 Colm Mcnally	M45-49	 - IRL	00:23:22	06:19:21	04:27:04	11:26:03	3011
7	10597 Robert Mcnamara	M30-34	 - IRL	00:19:00	06:26:43	05:04:51	12:08:28	2184
8	10497 Shane Branagan	M35-39	 - IRL	00:19:58	07:56:18	06:41:52	15:16:59	1000






5.- Blackwater Triathlon Club Cork (22916 points)

Start #	Athlete	AG	Country				Time	AGR
1	10294 Peter O Brien	M40-44	 - IRL	00:19:00	06:15:25	04:00:53	10:48:25	3753
2	10342 Martin Feeney	M40-44	 - IRL	00:26:30	05:56:28	04:20:54	10:58:37	3630
3	10453 Ronan Fox	M60-64	 - IRL	00:29:22	07:28:55	06:03:06	14:17:00	3286
4	10240 Jim Crowley	M55-59	 - IRL	00:22:06	06:58:38	05:21:54	13:03:48	3247
5	10312 Terence O Brien	M40-44	 - IRL	00:30:49	06:35:19	04:18:33	11:41:07	3120
6	10358 Clem Leonard	M45-49	 - IRL	00:28:34	06:26:47	04:10:06	11:19:17	3092
7	10460 Kenneth Power	M40-44	 - IRL	00:24:53	06:38:11	04:52:51	12:08:49	2788

6.- Tricentraluk (20716 points)

Start #	Athlete	AG	Country				Time	AGR
1	10401 George Martindale	M30-34	 - GBR	00:18:40	04:52:44	03:09:36	08:28:34	4823
2	10106 Ryan Snee	M25-29	 - GBR	00:18:45	05:03:15	03:28:10	08:57:08	4823
3	10134 Matthew Pemrick	M50-54	 - GBR	00:23:56	05:35:37	03:58:32	10:11:48	4635
4	10120 Paul Skipper	M40-44	 - GBR	00:17:29	05:10:52	04:16:52	09:54:46	4397
5	10399 Carl Ashworth	M35-39	 - GBR	00:33:50	06:14:09	05:35:57	12:40:46	2038

7.- Limerick Triathlon Club (16639 points)

Start #	Athlete	AG	Country				Time	AGR
1	10751 Brendan Mulhare	M50-54	 - IRL	00:24:25	05:54:54	03:53:32	10:23:59	4489
2	10467 Sinead Walsh	F50-54	 - IRL	00:19:17	06:35:54	04:49:24	11:59:50	4474












IRONMAN - Age Groups - TriClub Results










7.- Limerick Triathlon Club (16639 points)

Start #	Athlete	AG	Country				Time	AGR
3	10508 Derek Tobin	M50-54	 - IRL	00:24:57	06:35:13	04:42:44	12:00:07	3335
4	10665 Michael O'flaherty	M50-54	 - IRL	00:26:29	06:46:35	05:30:38	13:10:05	2496
5	10621 Eduardo Queiroz	M40-44	 - BRA	00:23:46	07:26:53	05:15:23	13:27:26	1845







8.- Omagh Triathlon Club (16619 points)

Start #	Athlete	AG	Country				Time	AGR
1	10465 Brian Mcgread	M40-44	 - IRL	00:30:19	06:38:38	03:58:42	11:23:40	3330
2	10322 Sean Gillespie	M18-24	 - IRL	00:19:07	06:43:45	04:23:44	11:40:11	3184
3	10547 Shane King	M45-49	 - IRL	00:23:51	06:20:03	04:20:20	11:22:35	3052
4	10645 Declan Campbell	M40-44	 - IRL	00:25:14	06:26:40	04:47:26	12:02:05	2869
5	10325 Emmet Lagan	M35-39	 - IRL	00:29:50	06:30:05	04:13:44	11:32:03	2863
6	10516 Michael Collins	M50-54	 - IRL	00:24:19	07:30:23	06:30:05	14:48:00	1321







9.- Piranha Triathlon Club (14268 points)

Start #	Athlete	AG	Country				Time	AGR
1	10599 Karishma Patel	F25-29	 - ZWE	00:18:35	06:30:22	05:19:05	12:19:35	3727
2	10734 Nev Oboyle	M40-44	 - IRL	00:28:22	06:44:56	03:54:58	11:39:34	3139
3	10661 David Hill	M45-49	 - IRL	00:24:35	06:28:48	04:33:18	11:43:19	2803
4	10659 Robert Lynch	M45-49	 - IRL	00:24:51	07:11:19	04:45:17	13:00:39	1875
5	10525 Donal O'neill	M35-39	 - IRL	00:21:04	06:50:31	05:34:17	13:06:55	1724
6	10605 Nicholas O'brien	M30-34	 - IRL	00:33:31	07:26:30	05:58:07	14:30:12	1000

10.- Gett (13691 points)

Start #	Athlete	AG	Country				Time	AGR
1	10283 Bart Mathys	M45-49	 - BEL	00:17:41	05:08:30	03:20:14	08:55:52	4813
2	10104 Tim De Cremer	M45-49	 - BEL	00:18:56	05:27:53	03:23:51	09:21:09	4509
3	10284 Kevin Michiels	M40-44	 - BEL	00:22:30	05:47:49	03:31:36	09:57:06	4369

11.- No Limit Team (12023 points)

Start #	Athlete	AG	Country				Time	AGR
1	10478 Raf Deprez	M50-54	 - BEL	00:23:50	05:55:21	03:46:24	10:18:46	4552
2	10138 Chris Deleersnyder	M45-49	 - BEL	00:21:08	05:30:12	03:48:30	09:52:19	4135
3	10479 Frederic Ares	M45-49	 - BEL	00:23:00	05:45:06	04:30:49	10:58:55	3336

12.- Br Performance (11501 points)

Start #	Athlete	AG	Country				Time	AGR
1	10331 Richard Fitzgerald	M40-44	 - ARE	00:21:20	06:00:49	03:47:24	10:19:45	4097
2	10121 Jason Shilliday	M40-44	 - IRL	00:21:13	05:55:52	03:59:41	10:27:57	3998
3	10216 Fabien Cresp	M40-44	 - FRA	00:20:03	06:22:21	04:14:58	11:17:20	3406

13.- Kilkenny Triathlon Club (11299 points)







Start #	Athlete	AG	Country				Time	AGR
1	10702 Johan Muller	M25-29	 - FRA	00:23:18	05:46:42	03:17:36	09:36:56	4345

IRONMAN - Age Groups - TriClub Results

13.- Kilkenny Triathlon Club (11299 points)

Start #	Athlete	AG	Country				Time	AGR
2	10561 Sinead Foley	F40-44	 - IRL	00:25:07	07:24:29	04:36:28	12:40:50	4158
3	10222 Michael Murphy	M25-29	 - IRL	00:27:13	07:09:08	03:54:42	11:46:03	2796







14.- Activmultisport (10844 points)

Start #	Athlete	AG	Country				Time	AGR
1	10146 Daragh Crowley	M50-54	 - IRL	00:21:18	05:32:53	03:50:41	09:56:59	4813
2	10494 Mark Flanagan	M35-39	 - IRL	00:24:21	06:29:07	03:40:44	10:56:42	3287
3	10668 James Coyle	M40-44	 - IRL	00:19:17	06:46:23	04:43:55	12:12:27	2744








15.- Triangle Triathlon Club (10083 points)

Start #	Athlete	AG	Country				Time	AGR
1	10579 Aaron Ballantyne	M55-59	 - IRL	00:19:37	06:10:03	04:12:19	10:58:53	4746
2	10387 Ricky McMullan	M35-39	 - IRL	00:18:34	06:05:10	05:09:08	11:46:57	2684
3	10386 Davy Gordon	M35-39	 - GBR	00:20:36	06:24:21	04:49:16	11:49:30	2653







16.- Pulse Triathlon Club (9616 points)

Start #	Athlete	AG	Country				Time	AGR
1	10129 Paul Doheny	M35-39	 - IRL	00:22:28	05:29:00	03:38:46	09:41:38	4188
2	10239 Paul Pio O'callaghan	M40-44	 - IRL	00:23:43	06:37:50	04:56:45	12:08:35	2791
3	10625 John Campbell	M40-44	 - IRL	00:26:52	06:29:34	05:06:32	12:21:23	2637

17.- Celtic Tri (9452 points)

Start #	Athlete	AG	Country				Time	AGR
1	10710 Edward Mark Davies	M50-54	 - GBR	00:22:15	06:09:37	04:49:42	11:42:12	3550
2	10707 Jonathon Vaughan	M30-34	 - GBR	00:25:31	05:54:30	04:30:39	11:06:11	2932
3	10711 Robert Davies	M50-54	 - GBR	00:27:33	06:32:56	06:29:02	13:53:55	1970
4	10709 Adam James	M30-34	 - GBR	00:27:01	06:38:47	06:28:22	13:53:50	1000

18.- Mersey Tri (9052 points)

Start #	Athlete	AG	Country				Time	AGR
1	10439 Martin Pritchard-Howarth	M55-59	 - GBR	00:22:07	06:34:00	05:18:17	12:27:13	3686
2	10352 Mark Robson	M55-59	 - GBR	00:30:16	06:32:12	05:09:39	12:40:12	3530
3	10360 Branwell Spencer	M50-54	 - GBR	00:22:11	07:27:06	05:53:05	14:05:05	1836

19.- Bustinskin Triathlon Club (8765 points)







Start #	Athlete	AG	Country				Time	AGR
1	10366 Duncan Lane	M50-54	 - GBR	00:22:35	05:47:30	03:42:39	10:06:19	4701
2	10365 Tristan Russell	M40-44	 - GBR	00:18:57	05:52:34	03:56:01	10:22:30	4064

20.- Eden Tri Club (8726 points)

Start #	Athlete	AG	Country				Time	AGR
1	10228 Enda Bagnall	M45-49	 - IRL	00:18:11	05:03:56	03:08:17	08:40:18	5000
2	10417 Triona Grennan	F50-54	 - IRL	00:20:24	07:11:17	04:58:14	13:02:06	3726

IRONMAN - Age Groups - TriClub Results








21.- Trilogy Triathlon Club (8237 points)

Start #	Athlete	AG	Country				Time	AGR
1 10664	Gary Condell	M30-34	 - IRL	00:26:11	05:41:35	04:09:35	10:31:32	3348
2 10654	Dave Murphy	M45-49	 - IRL	00:18:47	06:18:18	04:18:32	11:06:42	3243
3 10512	Susan Gunning	F45-49	 - IRL	00:24:23	07:45:00	05:42:48	14:18:31	1646






22.- Fingal Tri Club (7966 points)

Start #	Athlete	AG	Country				Time	AGR
1 10251	Barbara Tobin	F55-59	 - IRL	00:25:08	07:13:49	05:12:42	13:10:16	5000
2 10337	Daire Geraghty	M35-39	 - IRL	00:22:14	06:39:16	04:11:25	11:23:28	2966

23.- Lisburn Triathlon Club (7779 points)

Start #	Athlete	AG	Country				Time	AGR
1 10528	Philip Greenwood	M35-39	 - GBR	00:19:51	06:14:31	04:00:15	11:01:02	3235
2 10458	Andrew Cairns	M50-54	 - IRL	00:26:26	07:16:49	06:13:46	14:24:19	1605
3 10303	Campbell Mitchell	M35-39	 - GBR	00:20:28	07:32:28	05:06:23	13:18:59	1579
4 10704	Andy Wilson	M30-34	 - GBR	00:21:16	06:55:26	05:40:02	13:17:09	1360

24.- Team Tri Guru Triathlon Club (7670 points)

Start #	Athlete	AG	Country				Time	AGR
1 10124	Paul Cane	M55-59	 - GBR	00:21:27	06:20:48	05:18:07	12:15:51	3822
2 10313	Robert Smith	M45-49	 - GBR	00:19:45	06:10:40	04:53:54	11:39:34	2848
3 10314	George Holden	M35-39	 - GBR	00:18:30	07:18:25	06:31:16	14:20:32	1000

25.- Tri Preston (7601 points)

Start #	Athlete	AG	Country				Time	AGR
1 10144	David Rocroft	M35-39	 - GBR	00:20:13	05:16:16	03:38:27	09:25:13	4385
2 10555	Gerry Mcgonagle	M45-49	 - GBR	00:24:08	05:45:34	04:46:08	11:08:55	3216

26.- Liquid Motion Tri Club (7281 points)

Start #	Athlete	AG	Country				Time	AGR
1 10434	Celene Sands	F45-49	 - IRL	00:28:34	06:46:23	04:02:38	11:28:08	3690
2 10375	Dean Gillespie	M30-34	 - IRL	00:20:18	05:31:00	04:10:00	10:11:15	3591

27.- Stafford Triathlon Club (7261 points)

Start #	Athlete	AG	Country				Time	AGR
1 10567	Beverley Noble	F55-59	 - GBR	00:29:07	07:50:48	04:52:49	13:36:36	4684
2 10296	Sue Bennett	F50-54	 - GBR	00:23:51	07:29:05	06:17:49	14:37:54	2577

28.- Belpark Triathlon Club (7255 points)

Start #	Athlete	AG	Country				Time	AGR
1 10598	William Stafford	M45-49	 - IRL	00:22:04	06:32:02	04:31:31	11:40:09	2841
2 10445	Kevin Mcardle	M45-49	 - IRL	00:24:43	06:54:10	04:34:14	12:13:10	2445
3 10395	Philip Blake	M50-54	 - IRL	00:30:55	07:26:15	05:24:57	13:54:00	1969

29.- Hillingdon Triathletes (7226 points)


IRONMAN - Age Groups - TriClub Results

Start #	Athlete	AG	Country				Time	AGR
1	10409 Francis Treanor	M55-59	- GBR	00:22:11	06:13:51	04:17:30	11:06:58	4649
2	10408 John Laird	M50-54	- GBR	00:23:40	06:37:19	05:52:42	13:03:18	2577

30.- Drogheda Tri Club (6990 points)

Start #	Athlete	AG	Country				Time	AGR
1	10626 Marie Staunton	F55-59	- IRL	00:26:01	07:35:18	05:08:32	13:26:53	4800
2	10505 Stuart Farrell	M45-49	- IRL	00:23:21	06:54:29	04:56:04	12:34:27	2190

31.- Tralee Triathlon Club (6979 points)

Start #	Athlete	AG	Country				Time	AGR
1	10577 Aidan Okelly	M60-64	- IRL	00:30:18	07:11:24	04:49:02	12:56:30	4252
2	10444 Conor Freeman	M40-44	- IRL	00:27:11	06:56:28	04:28:57	12:13:52	2727

32.- Dctriathlon (6613 points)

Start #	Athlete	AG	Country				Time	AGR
1	10519 Mathew Hendery	M25-29	- GBR	00:19:39	06:12:10	03:32:54	10:15:47	3879
2	10304 Russell Williams	M40-44	- GBR	00:23:03	06:05:48	05:28:53	12:13:19	2734

33.- Predator Triathlon Club (6235 points)

Start #	Athlete	AG	Country				Time	AGR
1	10725 Tom Tuohy	M50-54	- IRL	00:25:55	06:27:55	03:52:31	11:03:24	4016
2	10726 Shane Mcinerney	M45-49	- IRL	00:21:18	06:55:26	04:59:55	12:32:03	2219

34.- Galway Triathlon Club (6123 points)

Start #	Athlete	AG	Country				Time	AGR
1	10535 Joseph Merrigan	M35-39	- IRL	00:22:30	06:22:47	05:06:44	12:14:21	2355
2	10452 Rory Brennan	M50-54	- IRL	00:19:49	07:05:10	06:40:28	14:28:19	1557
3	10477 Dermot Byrne	M50-54	- IRL	00:23:01	07:51:16	06:14:53	14:57:08	1211
4	10684 Myriam Shaughnessy	F45-49	- IRL	00:29:34	08:10:57	06:16:15	15:13:26	1000

35.- Tried & Tested Triathlon Club (5831 points)

Start #	Athlete	AG	Country				Time	AGR
1	10286 Richie Halpin	M40-44	- IRL	00:21:50	06:29:18	04:00:02	11:07:43	3521
2	10204 Stephen Gray	M35-39	- IRL	00:23:03	06:36:24	05:01:47	12:18:05	2310

36.- Naas Triathlon Club (5506 points)

Start #	Athlete	AG	Country				Time	AGR
1	10441 Paul Reid	M45-49	- IRL	00:21:53	06:06:28	04:11:08	11:03:04	3286
2	10676 Kieran Keane	M30-34	- IRL	00:24:27	06:51:43	04:27:55	12:05:28	2220

37.- Qt2 Systems (5000 points)

Start #	Athlete	AG	Country				Time	AGR
1	10111 Derek Sheridan	M40-44	- IRL	00:18:09	05:14:33	03:22:34	09:04:31	5000

37.- Val Andre Triathlon (5000 points)



IRONMAN - Age Groups - TriClub Results

Start #	Athlete	AG	Country				Time	AGR
1 10116	Gaël Taillandier	M18-24	- FRA	00:16:00	04:56:11	03:48:35	09:08:53	5000

37.- Ayrodynamic Triathlon Club (5000 points)

Start #	Athlete	AG	Country				Time	AGR
1 10392	Heleen De Hooge - Bij De Vaate	F45-49	- NLD	00:20:55	05:37:20	03:29:41	09:39:01	5000

37.- Rullezteam (5000 points)

Start #	Athlete	AG	Country				Time	AGR
1 10730	Tatiana Belova	F18-24	- KAZ	00:21:13	06:21:00	03:59:37	10:55:24	5000

37.- London Frontrunners (5000 points)

Start #	Athlete	AG	Country				Time	AGR
1 10268	Farrah Herbert	F50-54	- GBR	00:21:44	06:08:22	04:24:32	11:16:00	5000

37.- D3 Multisport (5000 points)

Start #	Athlete	AG	Country				Time	AGR
1 10205	Simon Butterworth	M75-79	- USA	00:27:07	07:26:30	06:53:19	15:23:32	5000

43.- Setanta Triathlon Club (4898 points)

Start #	Athlete	AG	Country				Time	AGR
1 10136	Sheena Dullaghan	F45-49	- IRL	00:27:34	07:00:00	04:28:43	12:20:23	3063
2 10585	Patrick Reilly	M55-59	- IRL	00:28:08	07:44:08	06:21:43	15:01:29	1835

44.- Total Tri Training (4886 points)

Start #	Athlete	AG	Country				Time	AGR
1 10339	John Robb	M60-64	- GBR	00:30:47	06:37:50	04:40:25	12:03:40	4886

45.- Gog Triathlon Club (4871 points)

Start #	Athlete	AG	Country				Time	AGR
1 10269	Debs M Jones	F55-59	- GBR	00:29:55	07:24:28	05:06:52	13:21:00	4871

46.- Pittsburgh Triathlon Club (4853 points)

Start #	Athlete	AG	Country				Time	AGR
1 10289	Cortney Divito	F40-44	- USA	00:25:46	06:48:20	04:10:23	11:42:58	4853

47.- Middleton Cycling And Triathlon Club (4816 points)

Start #	Athlete	AG	Country				Time	AGR
1 10433	John O'farrell	M25-29	- IRL	00:20:33	05:05:05	03:22:41	08:57:43	4816

48.- Triatlon Vlaanderen (3VI) (4786 points)

Start #	Athlete	AG	Country				Time	AGR
1 10281	Kristof Weyns	M50-54	- BEL	00:31:51	05:42:40	03:30:52	09:59:12	4786

49.- Wigan Wheelers Triathlon Club (4665 points)

Start #	Athlete	AG	Country				Time	AGR
---------	---------	----	---------	--	--	--	------	-----

IRONMAN - Age Groups - TriClub Results

49.- Wigan Wheelers Triathlon Club (4665 points)

Start #	Athlete	AG	Country				Time	AGR
1 10569	David Berry	M35-39	- GBR	00:20:00	05:20:38	03:10:21	09:01:49	4665

50.- Wicklow Triathlon Club (4657 points)

Start #	Athlete	AG	Country				Time	AGR
1 10307	James Burke	M25-29	- IRL	00:20:27	05:13:16	03:28:51	09:10:59	4657

51.- Exceed Triathlon Club Inc (4610 points)

Start #	Athlete	AG	Country				Time	AGR
1 10282	Eric Buckley	M40-44	- IRL	00:20:06	05:21:56	03:45:30	09:37:01	4610

52.- Betri (4572 points)

Start #	Athlete	AG	Country				Time	AGR
1 10616	Barbora Šimková	F25-29	- CZE	00:19:19	05:53:40	04:43:21	11:09:07	4572

53.- Threegiants (4562 points)

Start #	Athlete	AG	Country				Time	AGR
1 10329	Günter Engelhart	M60-64	- AUT	00:26:13	06:34:24	05:07:32	12:30:37	4562

54.- Endurance Hub Tri Team (4510 points)

Start #	Athlete	AG	Country				Time	AGR
1 10301	Victoria Ayriss	F30-34	- GBR	00:23:08	06:06:12	03:59:48	10:38:15	4510

55.- Ventoux Triathlon Club (4448 points)

Start #	Athlete	AG	Country				Time	AGR
1 10115	Gareth Moran	M35-39	- IRL	00:18:43	05:18:13	04:51:59	10:43:18	3448
2 10414	David Mcgee	M30-34	- IRL	00:29:25	07:19:08	06:59:06	15:09:10	1000

56.- West Cork Tri Club (4420 points)

Start #	Athlete	AG	Country				Time	AGR
1 10658	Cillian Mccabe	M40-44	- IRL	00:21:51	06:44:57	04:20:23	11:55:18	2950
2 10521	Des Mcauley	M45-49	- IRL	00:21:03	06:54:10	05:42:17	13:34:27	1470

57.- Myprocoach (4378 points)

Start #	Athlete	AG	Country				Time	AGR
1 10336	Daniel Chopra	M35-39	- GBR	00:18:56	06:36:49	04:06:22	11:22:32	2977
2 10309	Chris Cullen	M35-39	- IRL	00:31:56	07:45:34	04:54:53	13:33:50	1401

58.- Optima Racing Team (Uk) (4347 points)

Start #	Athlete	AG	Country				Time	AGR
1 10447	Aidan Flanagan	M45-49	- IRL	00:18:26	05:21:13	03:43:10	09:34:42	4347

59.- Strabane Triathlon Club (4345 points)

Start #	Athlete	AG	Country				Time	AGR
---------	---------	----	---------	--	--	--	------	-----

IRONMAN - Age Groups - TriClub Results

59.- Strabane Triathlon Club (4345 points)

Start #	Athlete	AG	Country				Time	AGR
1 10397	Rossa Noonan	M30-34	 - IRL	00:22:40	06:36:54	04:14:03	11:30:23	2641
2 10565	Sean Doherty	M50-54	 - IRL	00:20:25	07:44:47	05:50:28	14:16:04	1704

60.- Cavan Triathlon Club (4299 points)

Start #	Athlete	AG	Country				Time	AGR
1 10675	Andrew Murray	M40-44	 - IRL	00:27:53	05:56:33	03:26:59	10:02:56	4299

61.- Sláinte Endurance (4197 points)

Start #	Athlete	AG	Country				Time	AGR
1 10262	Ahmed Almessabi	M35-39	 - ARE	00:23:32	05:28:36	03:34:16	09:40:53	4197

62.- T3 Ireland (4108 points)

Start #	Athlete	AG	Country				Time	AGR
1 10681	Gena Byron	F40-44	 - IRL	00:27:26	07:22:48	04:37:13	12:44:59	4108

63.- Armagh Pikekickers Triathlon Club (4097 points)

Start #	Athlete	AG	Country				Time	AGR
1 10279	Gerard Mcgee	M40-44	 - IRL	00:21:33	06:02:06	03:38:52	10:19:46	4097

64.- Ap Racing (4068 points)

Start #	Athlete	AG	Country				Time	AGR
1 10290	Dale Ballard	M40-44	 - USA	00:20:45	06:03:28	03:43:37	10:22:08	4068

65.- Hartford Extended Area Triathletes (Heat) (4013 points)

Start #	Athlete	AG	Country				Time	AGR
1 10219	Chris Llinas	M55-59	 - USA	00:21:14	06:43:20	04:23:32	11:59:59	4013

66.- North Coast Triathlon Club (3997 points)

Start #	Athlete	AG	Country				Time	AGR
1 10541	Padraig Boland	M40-44	 - IRL	00:19:01	05:48:37	04:10:44	10:28:03	3997

67.- Off That Couch Fitness (3951 points)

Start #	Athlete	AG	Country				Time	AGR
1 10141	Remi Simpson	F25-29	 - GBR	00:22:15	07:03:18	04:22:16	12:00:53	3951

68.- Tuna Triathlon Club (3825 points)

Start #	Athlete	AG	Country				Time	AGR
1 10602	William McBride	M18-24	 - GBR	00:24:53	05:22:05	04:45:08	10:46:48	3825

69.- Humber Triathletes (3779 points)

Start #	Athlete	AG	Country				Time	AGR
1 10263	Lewis Young	M30-34	 - GBR	00:24:15	05:36:30	03:42:01	09:55:35	3779

70.- Triathlon Club Of San Diego (3755 points)



IRONMAN - Age Groups - TriClub Results

Start #	Athlete	AG	Country				Time	AGR
1 10137	Tim Young	M50-54	 - GBR	00:24:58	05:55:11	04:48:06	11:25:11	3755

71.- Invictus Triathlon Club (Belfast) (3678 points)

Start #	Athlete	AG	Country				Time	AGR
1 10720	Stuart Hooks	M30-34	 - GBR	00:22:08	05:45:36	03:48:24	10:04:00	3678

72.- Atac (3661 points)

Start #	Athlete	AG	Country				Time	AGR
1 10316	Christian Phillips	M40-44	 - GBR	00:28:08	06:00:45	04:13:11	10:56:04	3661

73.- Northwest Triathlon Club (3596 points)

Start #	Athlete	AG	Country				Time	AGR
1 10564	Patrick Mc Laughlin	M45-49	 - IRL	00:21:46	07:12:54	04:55:53	12:52:19	1975
2 10229	Gareth Strain	M45-49	 - GBR	00:20:31	07:04:30	05:36:57	13:21:52	1621

74.- Loughkey Triclub (3503 points)

Start #	Athlete	AG	Country				Time	AGR
1 10298	Aoife O'connor	F40-44	 - IRL	00:25:35	07:38:18	05:07:51	13:35:26	3503

75.- Race Hub Triathlon Club (3471 points)

Start #	Athlete	AG	Country				Time	AGR
1 10367	Richard Smyton	M55-59	 - GBR	00:21:47	07:01:31	05:02:07	12:45:10	3471

76.- Greenwich Tritons (3470 points)

Start #	Athlete	AG	Country				Time	AGR
1 10130	Katy Foster	F45-49	 - GBR	00:24:24	06:52:05	04:12:28	11:46:28	3470

77.- North Valley Multisport (3315 points)

Start #	Athlete	AG	Country				Time	AGR
1 10376	Kevin Jones	M50-54	 - USA	00:20:22	05:39:53	05:49:54	12:01:48	3315

78.- Longford Triathlon Club (3297 points)

Start #	Athlete	AG	Country				Time	AGR
1 10423	Jerome Tully	M40-44	 - IRL	00:28:42	06:01:46	04:43:07	11:26:24	3297

79.- Southampton Triathlon Club (3292 points)

Start #	Athlete	AG	Country				Time	AGR
1 10319	Kleanthis Temiroglou	M25-29	 - GRC	00:18:52	06:13:19	04:18:12	11:04:45	3292

80.- Herotri (3258 points)

Start #	Athlete	AG	Country				Time	AGR
1 10419	Aleksei Nalivaiko	M35-39	 - NEU	00:23:10	06:33:51	03:47:04	10:59:07	3258

81.- Tri-High Multisports Club (3248 points)

Start #	Athlete	AG	Country				Time	AGR

IRONMAN - Age Groups - TriClub Results

81.- Tri-High Multisports Club (3248 points)

Start #	Athlete	AG	Country				Time	AGR
1 10208	Barnaby Gray	M50-54	 - GBR	00:24:42	06:37:33	04:50:28	12:07:22	3248

82.- Derby Triathlon Club (3159 points)

Start #	Athlete	AG	Country				Time	AGR
1 10243	Kevin Gerrard	M50-54	 - GBR	00:29:19	06:46:15	04:39:24	12:14:50	3159

83.- Thames Valley Triathletes. (3104 points)

Start #	Athlete	AG	Country				Time	AGR
1 10305	Thomas Hughes	M40-44	 - GBR	00:26:25	06:41:39	04:21:37	11:42:29	3104

84.- Tritanium Triathlon Club (3011 points)

Start #	Athlete	AG	Country				Time	AGR
1 10740	Chris Mooney	M45-49	 - IRL	00:23:27	06:23:57	04:25:52	11:26:02	3011

85.- Down Triathlon Club (3004 points)

Start #	Athlete	AG	Country				Time	AGR
1 10223	Peter Pito	M45-49	 - IRL	00:23:32	05:57:55	04:53:42	11:26:34	3004

86.- Brest Triathlon (3003 points)

Start #	Athlete	AG	Country				Time	AGR
1 10355	Loïc Ravily	M35-39	 - FRA	00:24:29	06:35:03	03:59:52	11:20:23	3003

87.- Tri-Force Triathlon Club (2969 points)

Start #	Athlete	AG	Country				Time	AGR
1 10234	Malcolm Coakley	M60-64	 - GBR	00:26:20	07:58:51	05:44:02	14:43:22	2969

88.- The Cupcake Cartel (2918 points)

Start #	Athlete	AG	Country				Time	AGR
1 10238	Felicia Long	F50-54	 - IRL	00:26:44	07:32:35	05:47:27	14:09:30	2918

89.- Triscottsdale (2905 points)

Start #	Athlete	AG	Country				Time	AGR
1 10139	Paul Mcgowan	M45-49	 - USA	00:24:44	06:27:12	04:26:42	11:34:49	2905

90.- Athy Triathlon Club (2902 points)

Start #	Athlete	AG	Country				Time	AGR
1 10685	Ben Condell	M25-29	 - IRL	00:25:27	06:24:35	04:31:16	11:37:14	2902

91.- Tribike Transport (2691 points)

Start #	Athlete	AG	Country				Time	AGR
1 10212	Luis Alvarez	M60-64	 - MEX	00:22:08	07:23:54	06:48:29	15:06:33	2691

92.- Mptc (2668 points)



IRONMAN - Age Groups - TriClub Results

Start #	Athlete	AG	Country				Time	AGR
1 10589	Stuart Dunne	M35-39	- IRL	00:20:46	06:46:58	04:27:03	11:48:14	2668

93.- Wakefield Triathlon Club (2575 points)

Start #	Athlete	AG	Country				Time	AGR
1 10456	Craig Potter	M40-44	- GBR	00:28:31	06:16:27	05:20:55	12:26:34	2575

94.- Auckland City Triathlon Club (2568 points)

Start #	Athlete	AG	Country				Time	AGR
1 10259	Nina Walkowiak	F45-49	- NZL	00:29:14	06:54:30	05:21:24	13:01:39	2568

95.- Marathon Und Triathlon Mülheim (2512 points)

Start #	Athlete	AG	Country				Time	AGR
1 10471	Thorsten Firlus	M50-54	- DEU	00:25:35	06:41:46	05:40:18	13:08:42	2512

96.- Waterford Triathlon Club (2487 points)

Start #	Athlete	AG	Country				Time	AGR
1 10480	Alan Kinahan	M45-49	- IRL	00:27:59	06:41:01	04:39:18	12:09:43	2487

97.- Ucd Triathlon (2433 points)

Start #	Athlete	AG	Country				Time	AGR
1 10470	Adam Mullery	M25-29	- IRL	00:20:59	07:20:40	04:22:06	12:16:19	2433

98.- Crosshaven Tri Club (2351 points)

Start #	Athlete	AG	Country				Time	AGR
1 10357	Jono Moran	M40-44	- IRL	00:31:32	07:00:22	04:57:21	12:45:16	2351

99.- Manx Tri Club (2326 points)

Start #	Athlete	AG	Country				Time	AGR
1 10415	Paul Mcgilvray	M55-59	- IMN	00:33:11	07:48:21	05:28:19	14:20:33	2326

100.- Sellars Elite Coaching (2234 points)

Start #	Athlete	AG	Country				Time	AGR
1 10691	Louise Sinclair	F45-49	- GBR	00:26:01	07:58:37	04:45:46	13:29:30	2234

101.- La Tri Club (2165 points)

Start #	Athlete	AG	Country				Time	AGR
1 10123	Jeff Jonas	M55-59	- USA	00:27:18	07:04:21	06:29:10	14:33:57	2165

102.- Team Oxygenaddict (2162 points)

Start #	Athlete	AG	Country				Time	AGR
1 10529	Alex Thomson	M40-44	- GBR	00:28:41	06:56:19	05:14:29	13:00:59	2162

102.- Cadence Racing Philadelphia (2162 points)

Start #	Athlete	AG	Country				Time	AGR
1 10267	James Brolly	M55-59	- USA	00:29:11	07:56:22	05:44:47	14:34:13	2162

IRONMAN - Age Groups - TriClub Results

104.- Peninsula Triathlon Club Uk (2155 points)

Start #	Athlete	AG	Country				Time	AGR
1 10583	Sean Hughes	M50-54	 - IRL	00:28:05	07:20:54	05:25:43	13:38:30	2155

105.- Tri Limits (2127 points)

Start #	Athlete	AG	Country				Time	AGR
1 10292	Kieran Lappin	M45-49	 - IRL	00:23:55	07:22:33	04:38:23	12:39:42	2127

106.- Chelsea Piers Connecticut (2112 points)

Start #	Athlete	AG	Country				Time	AGR
1 10276	Brian Tunstall	M35-39	 - USA	00:27:11	07:15:55	04:25:01	12:34:36	2112

107.- Turks Head Racing (2073 points)

Start #	Athlete	AG	Country				Time	AGR
1 10200	Neil Hall	M55-59	 - GBR	00:28:38	07:48:50	05:56:38	14:41:38	2073

108.- Kennebunk Beach Triathlon Club (2055 points)

Start #	Athlete	AG	Country				Time	AGR
1 10338	Katie Santanello	F25-29	 - USA	00:27:40	07:57:10	05:49:54	14:38:52	2055

109.- Riada Triathlon Club (2012 points)

Start #	Athlete	AG	Country				Time	AGR
1 10349	Denise Brewster	F45-49	 - IRL	00:29:01	07:35:20	05:20:13	13:48:01	2012

110.- Yfenni Triathlon (2009 points)

Start #	Athlete	AG	Country				Time	AGR
1 10308	David Manners	M55-59	 - GBR	00:34:05	07:36:57	06:04:41	14:47:00	2009

111.- Aloha Tri (1834 points)

Start #	Athlete	AG	Country				Time	AGR
1 10640	Gregory Clark	M25-29	 - ZAF	00:19:14	07:07:44	05:17:26	13:06:11	1834

112.- Boru Triathlon Club (1804 points)

Start #	Athlete	AG	Country				Time	AGR
1 10687	Joe Slattery	M45-49	 - IRL	00:28:27	07:18:25	04:45:53	13:06:35	1804

113.- Greater Flint Athletic Club (1760 points)

Start #	Athlete	AG	Country				Time	AGR
1 10226	Katherine Widmark	F45-49	 - USA	00:25:46	07:31:55	05:52:27	14:09:01	1760

114.- Recovery Lab Uk Triathlon Club (1342 points)

Start #	Athlete	AG	Country				Time	AGR
1 10361	Chris Hill	M35-39	 - GBR	00:21:45	06:19:41	06:34:26	13:38:48	1342

115.- Wimbledon Windmilers (1303 points)

IRONMAN - Age Groups - TriClub Results

Start #	Athlete	AG	Country				Time	AGR
1 10201	Andy Tan	M45-49	 - SGP	00:21:00	07:16:24	05:36:53	13:48:21	1303

116.- Team Bodyworks (1255 points)

Start #	Athlete	AG	Country				Time	AGR
1 10231	Matthew Fry	M45-49	 - IRL	00:20:47	06:49:07	06:12:37	13:52:19	1255

117.- Pacific Spirit Triathlon Club (1230 points)

Start #	Athlete	AG	Country				Time	AGR
1 10218	Aaron O'keeffe	M30-34	 - IRL	00:23:24	07:42:10	04:48:17	13:27:58	1230

118.- Broxtowe Triathlon Club (1000 points)

Start #	Athlete	AG	Country				Time	AGR
1 10340	Peter Wallis	M45-49	 - GBR	00:27:37	07:54:42	05:58:07	14:43:31	1000

118.- Mottiv (1000 points)

Start #	Athlete	AG	Country				Time	AGR
1 10718	Joshua Tucker	M18-24	 - GBR	00:25:08	07:41:17	06:21:20	14:50:21	1000

118.- The Wolf Pack (1000 points)

Start #	Athlete	AG	Country				Time	AGR
1 10733	Alan Walsh	M40-44	 - IRL	00:27:54	07:46:16	06:04:47	15:00:02	1000

118.- Tri Lakes Triathlon Club (1000 points)

Start #	Athlete	AG	Country				Time	AGR
1 10476	Gerard Noone	M45-49	 - IRL	00:25:58	07:53:30	06:46:38	15:29:31	1000