




# The Deal Softball League

Vol. 3  
Issue 3



## 1992 Standings as of 4/26/92

<u>Sponsor</u>	<u>Team</u>	<u>Captain</u>	<u>W</u>	<u>L</u>	<u>GB</u>	<u>Runs For</u>	<u>Runs Against</u>
Brooklyn Deli	Gash Stain	Morris Missry	3	1	--	7	4
Jacques Moret	S.Y. Angels	Ike Dweck	3	1	--	25	20
Adlers Pharmacy	Colt 45's	Red Nesser	3	1	--	30	26
Deal Video	Amigos	Nathan Tawil	2	2	1	9	8
Century 21	Showtime	Elliot Braha	2	2	1	14	12
Mitzvah Mart	It's Over	Jack Piccioto	1	3	2	11	19
Steev 19	Bad Boys	Jack Braha	1	3	2	24	30
Bijou Drive	Black Magic	Ike Maleh	1	3	2	24	25


Correction:  
The sponsor for Showtime was incorrectly listed in last week's newsletter. The sponsor is **Centruy 21**. Sorry!



TDSBL  
19 Ross Terrace  
Freehold, NJ 07728



Ed Anzarouth  
21 Surrey Lane  
Ocean, NJ 07712



#### Trivia Quiz Answers

1. Who was the losing pitcher for the Dodgers in Don Larsen's perfect game in the 1956 World Series?  
**Sal Maglie**
2. Who was the only Mets Pitcher to get a win over Sandy Kofax?  
**Tug McGraw, 1965**
3. Who's the only player to win the Sy Young and MVP awards in the same year?  
**Don Newcombe - Brooklyn Dodgers - 1956**
4. Who was the first official Designated Hitter in an American League game?  
**Ron Blomberg, 1973 New York Yankees**
5. Which Jewish baseball player has hit the most homerun's in one season?  
**Hank Greenberg, 1938 Detroit Tigers, 58 Homeruns**

## Gash Stain Gives Showtime the Sweep

### Game 1

JEFF SAKA of Showtime pitched a super game giving up only 1 run on nine hits. Most of the time this will win games, but Saka was outpitched by Ike Yedid. Yedid shutout Showtime on 6 hits while walking one. The only run scored in the game was in the 6th inning. Morris Missry doubled with one out, went to third on an Ike Ash single and scored on an out by Irwin Braha. Showtime's only chance to score came in the 6th inning as Isaac Shomer and Joe Cohen had back to back hits, but were unable to score.

FINAL SCORE: GASH STAIN - 1 \ SHOWTIME - 0

	1	2	3	4	5	6	7	Tot
GS	0	0	0	0	0	1	0	1
ST	0	0	0	0	0	0	0	0

Showtime	AB	R	H	2B	3B	HR	RBI	BB	K
J. Cohen	3	0	3	1	1	0	0	0	0
M. Assoulin	3	0	0	0	0	0	0	0	0
D. Zilberman	2	0	0	0	0	0	0	1	0
E. Braha	3	0	1	0	0	0	0	0	0
M. Fallas	3	0	1	0	0	0	0	0	0
E. Anter	3	0	0	0	0	0	0	0	0
E. Zonana	3	0	0	0	0	0	0	0	0
D. Gadeloff	2	0	0	0	0	0	0	0	0
C. Sued	2	0	0	0	0	0	0	0	0
I. Shomer	2	0	1	0	0	0	0	0	0
	26	0	6	1	1	0	0	1	0

Gash Stain	AB	R	H	2B	3B	HR	RBI	BB	K
A. Dweck	3	0	0	0	0	0	0	1	0
B. Kassin	4	0	1	0	0	0	0	0	0
I. Yedid	3	0	2	0	0	0	0	0	0
M. Missry	2	1	1	1	0	0	0	1	0
I. Ash	3	0	1	0	0	0	0	0	0
I. Braha	3	0	1	0	0	0	1	0	0
J. Tawil	3	0	0	0	0	0	0	0	0
D. Dweck	3	0	1	0	0	0	0	0	0
D. Sitt	3	0	1	1	0	0	0	0	0
S. Zinn	2	0	1	0	0	0	0	1	0
	29	1	9	2	0	0	1	3	0

### Game 2

GASH took an early lead in the 2nd. Irwin Braha doubled and Sandy Zinn walked. Ed Azar singled to load that bases and Jack Farca hit into a fielder's choice as Braha scored. This looked like enough as Yedid was again pitching masterfully, giving up only 2 hits through 6 innings. In the 7th, Showtime scored it's first run of the day. Joey Cohen walked and Meyer Assoulin singled Cohen to 3rd. Cohen scored as Elliot Braha flew out to left field. In the bottom of the 9th, Gash scored off Saka. Missry singled and advanced to third on Irwin Braha's double. Saka intentionally walked Joe Tawil setting up Sandy Zinn to deliver a one out single to complete the sweep for Gash Stain.

FINAL SCORE: SHOWTIME - 1 \ GASH STAIN - 2

	1	2	3	4	5	6	7	8	9	Tot
ST	0	0	0	2	0	0	1	0	0	1
GS	0	1	0	0	0	0	0	0	1	2

Showtime	AB	R	H	2B	3B	HR	RBI	BB	K
J. Cohen	3	1	0	0	0	0	0	1	0
M. Assoulin	4	0	1	0	0	0	0	0	0
D. Zilberman	3	0	0	0	0	0	0	0	0
E. Braha	2	0	0	0	0	0	1	0	0
M. Fallas	3	0	1	0	0	0	0	0	0
C. Sued	3	0	1	0	0	0	0	0	0
E. Zonana	3	0	1	0	0	0	0	0	0
E. Anter	3	0	0	0	0	0	0	0	0
D. Gadeloff	3	0	0	0	0	0	0	0	0
J. Saka	3	0	0	0	0	0	0	0	1
	30	1	4	0	0	0	1	1	1

Gash Stain	AB	R	H	2B	3B	HR	RBI	BB	K
A. Dweck	4	0	1	0	0	0	0	0	0
B. Kassin	4	0	3	1	0	0	0	0	0
I. Yedid	4	0	0	0	0	0	0	0	0
M. Missry	3	1	1	0	0	0	0	1	0
I. Ash	4	0	1	0	0	0	0	0	0
I. Braha	4	1	2	2	0	0	0	0	0
J. Tawil	3	0	0	0	0	0	0	1	0
S. Zinn	3	0	1	0	0	0	1	1	0
E. Azar	3	0	1	0	0	0	0	0	0
J. Farca	2	0	1	1	0	0	0	1	0
D. Dweck	1	0	0	0	0	0	0	0	0
	35	2	10	3	0	0	2	3	0

## Amigos and It's Over Split in Two Shutout Games

### Game 1

AMIGOS pitcher Abe Cohen was the player of the game. Cohen pitched his first shutout of the season, giving up 5 hits and 2 walks. Besides pitching superbly, Cohen drove in the first 2 runs of the game with a one out single in the bottom of the 1st Inning. Ed Beda, Nathan Tawil and Jeff Friedman singled to load the bases. After a short fly out, Cohen singled up the middle. Sam Cohen followed with another single to drive in the Amigos' third run. Joey Shamie walked, loading the bags again. Steve Shamie hit a sacrifice fly and Jeff Mishan capped the rally with a 2 run double. This gave the Amigos a 6-0 lead. After the first inning, Pitcher Moses Eastman of It's Over shut the Amigos down the rest of the game.

FINAL SCORE: It's OVER - 0 \ AMIGOS - 6

	1	2	3	4	5	6	7	Tot
IO	0	0	0	0	0	0	0	0
AM	6	0	0	0	0	0	X	6

It's Over	AB	R	H	2B	3B	HR	RBI	BB	K
A. Dweck	1	0	0	0	0	0	0	2	0
J. Picciotto	3	0	0	0	0	0	0	0	0
I. Franco	3	0	1	0	0	0	0	0	0
D. Laboton	3	0	1	0	0	0	0	0	0
C. Abadi	3	0	2	0	0	0	0	0	0
M. Eastman	3	0	0	0	0	0	0	0	0
D. Shrique	2	0	0	0	0	0	0	0	0
M. Saka	2	0	0	0	0	0	0	0	0
I. Saka	2	0	1	0	0	0	0	0	0
D. Goldenberg	1	0	0	0	0	0	0	0	0
M. Dweck	1	0	0	0	0	0	0	0	0
	24	0	5	0	0	0	0	2	0

Amigos	AB	R	H	2B	3B	HR	RBI	BB	K
E. Beda	3	1	2	0	0	0	0	0	0
N. Tawil	1	1	1	0	0	0	0	2	0
J. Friedman	3	1	2	0	0	0	0	0	0
S. Jemel	3	0	0	0	0	0	0	0	0
A. Cohen	2	1	1	0	0	0	2	0	0
M. Antar	1	0	1	0	0	0	0	0	0
S. Cohen	3	1	2	1	0	0	1	0	0
J. Shamie	2	1	0	0	0	0	1	0	0
S. Shamie	1	0	1	0	0	0	0	1	0
J. Mishan	2	0	1	1	0	0	2	0	0
S. Shalom	2	0	0	0	0	0	0	0	0
	23	6	10	2	0	0	6	3	0

### Game 2

EASTMAN continued his magic as he shutout the Amigos on 3 hits and 1 walk, retiring the final 11 batters. Capt. Jack Picciotto singled to lead off the 2nd inning. Marvin and Ike Saka also singled with Ike's hit driving in Picciotto. This gave It's Over a 1-0 lead. In the 5th inning, David Laboton led off with a double. Meno Dweck singled to score Labotan. After an out Doug Goldenberg singled, scoring Dweck. The score was now 3-0. It's over capped it scoring the following inning as Ike Franco singled, went to 3rd on Marvin Saka's single and scored on Ike Saka's flyout. This win gave It's Over it's first win of the season.

FINAL SCORE: AMIGOS - 0 \ It's OVER- 4

	1	2	3	4	5	6	7	Tot
AM	0	0	0	0	0	0	0	0
IO	0	1	0	0	2	1	X	4

Amigos	AB	R	H	2B	3B	HR	RBI	BB	K
E. Beda	3	0	0	0	0	0	0	0	0
N. Tawil	3	0	0	0	0	0	0	0	0
J. Friedman	3	0	1	1	0	0	0	0	0
S. Jemel	3	0	1	0	0	0	0	0	0
A. Cohen	2	0	0	0	0	0	0	0	0
M. Antar	2	0	0	0	0	0	0	0	0
S. Cohen	2	0	0	0	0	0	0	0	0
J. Shamie	2	0	0	0	0	0	0	0	0
S. Shamie	2	0	1	0	1	0	0	0	0
J. Mishan	2	0	0	0	0	0	0	0	0
S. Shalom	1	0	0	0	0	0	0	1	0
	23	0	3	1	1	0	0	1	0

It's Over	AB	R	H	2B	3B	HR	RBI	BB	K
A. Dweck	3	0	1	0	0	0	0	0	0
C. Abadi	3	0	2	0	0	0	0	0	1
I. Franco	3	1	2	0	0	0	0	0	0
J. Picciotto	3	1	1	0	0	0	0	0	0
M. Saka	3	0	2	0	0	0	0	0	0
I. Saka	2	0	1	0	0	0	2	0	0
D. Laboton	3	1	1	0	0	0	0	0	0
M. Dweck	2	1	1	0	0	0	1	0	0
M. Eastman	2	0	1	0	0	0	0	0	0
D. Goldenberg	1	0	1	0	0	0	1	0	0
	26	4	11	0	0	0	4	0	1

## Colt 45's Rout the Bad Boys

### Game 1

THE Bad Boys jumped on the top in the first two Innings and coasted the rest of the way. In the home first, Fred Nesser, Ed Mishan and Zack Mishan each began the rally with consecutive doubles. After 2 fly outs, Eli Harrari and Maurice Terzi continued the streak as they doubled. The five doubles in the Inning gave the Bad Boys a 4-0 lead. Colt 45's scored 1 run in the top of the second as Sammy Tawil and Fred Harrari singled and Jessie Sutton doubled as Tawil trotted home. The Bad Boys followed with 5 runs of their own. the rally began with 2outs. Nesser began it with a 3base hit. E. mishan singled Nesser in. Z. Mishan also singled as Jack Braha cleared teh bases with a three run homerun. Charles Antaby followed with another home run. The score was now 9-1. Colt 45's came back with 2 runs as lke Dweck singled, Elliot Betesh doubled and A. Gindi walked to load the bases. henry Shalom and Tawil both hit into fielder's choice to each drive in a run. Colt cut the lead to 9-4 as lke Dweck singled to score Fred Harrari whom doubled. Leo Gindi of the Bad Boys homered and Henry Shalom of the Colt each homered. Colt closed the scoring inthe 7th as Betesh and Shalom doubled.

FINAL SCORE: COLT 45's - 6 \ BAD BOYS -10

	1	2	3	4	5	6	7	Tot
C45	0	1	2	1	1	0	1	6
BB	4	5	0	0	1	0	X	10

Colt 45's	AB	R	H	2B	3B	HR	RBI	BB	K
E. Betesh	4	2	3	2	0	0	0	0	0
H. Gindi	3	0	0	0	0	0	0	1	0
H. Shalom	4	1	2	0	0	1	3	0	0
S. Tawil	4	1	1	0	0	0	1	0	0
R. Nesser	2	0	0	0	0	0	0	1	0
B. Harrari	3	0	1	0	0	0	0	0	0
F. Harrari	3	1	2	1	0	0	0	0	0
J. Sutton	3	0	1	1	0	0	1	0	0
J. Beyden	3	0	0	0	0	0	0	0	0
I. Dweck	3	1	2	0	0	0	1	0	0
	32	6	12	4	0	1	6	2	0

Bad Boys	AB	R	H	2B	3B	HR	RBI	BB	K
F. Nesser	4	2	3	2	1	0	0	0	0
E. Mishan	4	2	3	2	0	0	2	0	0
Z. Mishan	4	2	3	1	0	0	1	0	0
J. Braha	3	1	1	0	0	1	3	1	0
C. Antaby	2	1	1	0	0	1	1	2	0
E. Harrari	3	1	1	1	0	0	1	1	0
M. Terzi	3	0	2	2	0	0	1	0	0
L. Gindi	3	1	1	0	0	1	1	0	0
C. Kasab	3	0	1	0	0	0	0	0	0
D. Ancona	3	0	0	0	0	0	0	0	1
	32	10	16	8	1	3	10	4	1

### Game 2

THIS time, Colt 45's jumped into a big lead and win easily. In the bottom of the first, Betesh singled and Shalom wked. Tawil drove in Betesh with a fielder's choice. Red Nesser walked and Fred Harrari singled to load the bases. Ben Harrari cleared the bases with a grand slam giving his team a 5-0 lead. Pitcher Red Nesser was cruising for the Colt 45's when Eddie Mishan hit a 2-out home run in the third inning. Colt 45's received another big hit from Henry Shalom. Betesh, and Gindi singled and Shalom drove them in with a home run. After scoring 3 runs in the 6th inning, Colt 45 led 11-1. The Bad Boys tried to come back as they got five consecutive singles from 4 runs before their rally ended.

FINAL SCORE: Bad Boys - 5 \ COLT 45's - 11

	1	2	3	4	5	6	7	Tot
BB	0	0	1	0	0	0	4	5
C45	5	0	0	0	3	3	X	11

Bad Boys	AB	R	H	2B	3B	HR	RBI	BB	K
F. Nesser	4	0	1	0	0	0	0	0	0
E. Mishan	4	1	1	0	0	0	1	0	0
Z. Mishan	4	0	3	0	0	0	2	0	1
J. Braha	3	0	0	0	0	0	0	1	0
C. Antaby	3	0	1	0	0	0	0	0	1
D. Ancona	3	0	1	0	0	0	0	0	0
E. Harrari	3	1	2	0	0	0	0	0	1
M. Terzi	3	1	1	0	0	0	0	0	0
L. Gindi	3	1	1	0	0	0	1	0	1
C. Kasab	3	1	2	0	0	0	1	0	0
	33	5	13	0	0	0	5	1	4

Colt 45's	AB	R	H	2B	3B	HR	RBI	BB	K
E. Betesh	4	2	3	1	0	0	1	0	0
H. Gindi	4	1	1	0	0	0	0	0	0
H. Shalom	2	1	1	0	0	1	3	1	1
S. Tawil	3	1	0	0	0	0	1	0	0
R. Nesser	2	1	1	0	0	0	0	1	0
F. Harrari	2	2	1	0	0	0	0	1	0
B. Harrari	2	2	2	0	1	1	5	0	0
J. Sutton	3	1	1	1	0	0	1	0	0
J. Beyden	3	0	1	0	0	0	0	0	0
I. Dweck	3	0	0	0	0	0	0	0	0
	28	11	11	2	1	2	11	3	1

## Black Magic and S.Y. Angles Split

### Game 1

BLACK MAGIC jumped to an early lead and held on in the end to win Game 1. David Franco walked and went to third on Rich Shalom's double. Jim Haber singled, driving in Franco and Maurice Haber hit a sacrifice fly for the second run of the inning. Black Magic continued it's tricks with 4 in the second. Eli Harrari doubled and went to third on Rob Greenberg's single. Harold Shamah doubled to score Harrari. Eli Haddad singled. Franco doubled to drive another run in and Rich Shalom tripled in the final two of the inning. Black Magic scored one more in the 5th and 3 in the 6th. Haddad and Shalom each walked. Jim Haber doubled to drive in one and Maurice Haber tripled to drive in the other two.

The score was now 10-0. The S.Y. Angels tried coming back. Steve Shamula led off the 7th with a home run. Eddie Anzarouth, Ricky Sutton, Ezra Ashkenazie and Jack Menashe singled for two runs and Mitch Haddad drove two more in. Ike Dweck doubled to finish off the scoring.

FINAL SCORE: BLACK MAGIC - 10 \ S.Y. Angels - 6

	1	2	3	4	5	6	7	Tot
BM	2	4	0	0	1	3	0	10
SYA	0	0	0	0	0	0	6	6

<u>Black Magic</u>	AB	R	H	2B	3B	HR	RBI	BB	K
D. Franco	3	2	1	1	0	0	1	1	0
R. Shalom	3	2	3	2	1	0	2	1	0
J. Haber	3	1	2	1	0	0	2	1	0
M. Haber	3	0	1	0	1	0	3	0	0
F. Weintraub	4	1	1	0	0	0	0	0	1
I. Maleh	3	0	1	1	0	0	0	1	0
E. Harrari	4	1	1	1	0	0	1	0	0
R. Greenberg	4	0	1	0	0	0	0	0	0
H. Shamah	3	1	1	1	0	0	1	0	0
E. Haddad	2	2	2	0	0	0	0	1	0
	32	10	14	7	2	0	10	5	0

<u>S.Y. Angels</u>	AB	R	H	2B	3B	HR	RBI	BB	K
A. Levy	4	0	0	0	0	0	0	0	0
R. Braha	4	0	1	0	0	0	0	0	0
M. Haddad	4	1	2	0	0	0	2	0	0
I. Dweck	3	0	3	1	0	0	1	1	0
R. Dayan	4	0	1	0	0	0	0	0	1
S. Shamula	3	1	1	0	0	1	1	0	0
E. Anzarouth	3	1	3	0	0	0	0	0	0
R. Sutton	2	1	1	0	0	0	0	0	0
L. Azar	1	0	0	0	0	0	0	0	0
E. Ashkenazie	3	1	2	0	0	0	1	0	0
J. Menashe	3	1	1	0	0	0	1	0	0
	34	6	15	1	0	1	6	1	1

### Game 2

THIS game the S.Y. Angels took the early lead. Mitch Haddad homered in the 1st and in the third, Albert Levy and Steve Shamula walked. Haddad did it again with a 2-run triple. Ike Dweck singled in Haddad. The score was now 4-0, S.Y. Angels. In the fifth, Leon Azar doubled and Richie Braha drove him in. Black Magic came back with one run in the fifth. Harold Shamah singled and went to 3rd on Greenberg's single. Charlie Berger hit a sacrifice fly as Shamah scored. Black Magic came back with two in the sixth as Richie Shalom tripled and Jim Haber singled. Haber scored on Fred Weintraub's single. The S.Y. Angles held on to their win, 6-3.

FINAL SCORE: S.Y. ANGELS - 6 \ BLACK MAGIC - 3

	1	2	3	4	5	6	7	Tot
SYA	1	0	3	0	1	0	0	6
BM	0	0	0	0	1	2	0	3

<u>S.Y. Angels</u>	AB	R	H	2B	3B	HR	RBI	BB	K
S. Shamula	3	1	0	0	0	0	0	1	0
R. Braha	4	1	2	0	1	0	1	0	0
M. Haddad	4	2	3	0	1	1	3	0	0
I. Dweck	3	0	2	0	0	0	2	1	0
R. Dayan	2	0	0	0	0	0	0	2	0
E. Ashkenazie	4	0	1	0	0	0	0	0	0
J. Menashe	4	0	2	1	0	0	0	0	0
A. Levy	1	1	0	0	0	0	0	2	0
E. Anzarouth	3	0	0	0	0	0	0	0	0
L. Azar	3	1	1	1	0	0	0	0	0
	31	6	11	2	2	1	6	6	0

<u>Black Magic</u>	AB	R	H	2B	3B	HR	RBI	BB	K
D. Franco	3	0	0	0	0	0	0	1	0
R. Shalom	3	1	2	0	1	0	0	0	0
J. Haber	3	1	2	0	0	0	1	0	0
M. Haber	3	0	0	0	0	0	0	0	0
F. Weintraub	2	0	1	0	0	0	1	1	0
I. Maleh	3	0	1	0	0	0	0	0	1
H. Shamah	3	1	1	0	0	0	0	0	0
R. Greenberg	3	0	1	0	0	0	0	0	0
C. Berger	2	0	0	0	0	0	1	0	0
E. Haddad	3	0	1	0	0	0	0	0	0
	38	3	9	0	1	0	3	2	1

AMIGOS

PLAYER	AB	R	H	2B	3B	HR	RBI	AVG	BB	K	DP	SF	TB	SLG%	OB%
MORRIS ANTAR	1	0	1	0	0	0	0	1.000	0	0	0	0	1	1.000	1.000
JEFF GINDI	6	2	3	1	0	0	0	0.500	1	0	0	0	4	0.667	0.571
NATHAN TAWIL	10	2	4	1	0	0	0	0.400	3	0	0	0	5	0.500	0.538
SAM COHEN	11	1	4	1	0	0	1	0.364	0	0	1	0	5	0.455	0.364
JEFF FRIEDMAN	13	1	4	1	0	0	2	0.308	0	0	1	0	5	0.385	0.308
ABE COHEN	10	1	3	0	0	0	2	0.300	0	0	1	0	3	0.300	0.300
STEVE SHAMIE	7	0	2	0	1	0	1	0.286	1	0	0	1	4	0.571	0.375
ED BEDA	9	1	2	0	0	0	0	0.222	0	0	1	0	2	0.222	0.222
JEFF MISHAN	10	0	2	1	0	0	2	0.200	0	0	0	0	3	0.300	0.200
STEVE SHALOM	5	0	1	0	0	0	0	0.200	1	0	0	0	1	0.200	0.333
SAM JEMAL	12	0	2	0	0	0	1	0.167	0	1	0	0	2	0.167	0.167
JOEY SHAMIE	9	1	0	0	0	0	0	0.000	1	0	1	0	0	0.000	0.100
TEAM	103	9	28	5	1	0	9	0.272	7	1	5	1	35	0.340	0.318

SCORING BY INNINGS

	1	2	3	4	5	6	7	8	9	TOTAL
OPPONENTS	0	2	2	0	2	2	0	0	0	8
AMIGOS	8	0	0	0	0	0	0	1	0	9

PITCHER	IP	H	BB	K	R	HR	ERA	AB	W	L	AVG	SO
COHEN	27	29	5	2	8	0	2.07	101	2	2	0.287	1

BADBOYS

PLAYER	AB	R	H	2B	3B	HR	RBI	AVG	BB	K	DP	SF	TB	SLG%	OB%
ZACK MISHAN	13	3	7	1	0	0	4	0.538	1	1	0	0	8	0.615	0.571
JASON COHEN	6	1	3	0	0	0	0	0.500	0	0	0	0	3	0.500	0.500
CHUBBY KASSAB	6	1	3	0	0	0	1	0.500	0	0	0	0	3	0.500	0.500
ED MISHAN	13	4	6	2	0	1	3	0.462	1	0	0	0	11	0.846	0.500
CHARLES ANTEBY	5	1	2	0	0	1	1	0.400	2	1	0	0	5	1.000	0.571
MAURICE TERZI	11	1	4	2	0	0	2	0.364	0	0	0	0	6	0.545	0.364
FRED NESSER	15	3	5	2	1	0	0	0.333	0	0	0	0	9	0.600	0.333
ELI HARARI	9	2	3	1	0	0	1	0.333	1	1	0	0	4	0.444	0.400
VICTOR ASHKENAZIE	6	2	2	1	0	0	2	0.333	0	0	0	0	3	0.500	0.333
ALBERT ADRY	3	1	1	0	0	0	1	0.333	0	1	0	0	1	0.333	0.333
LEO GINDI	11	2	3	0	0	1	3	0.273	0	2	0	0	6	0.545	0.273
JACK BRAHA	11	3	3	0	0	2	6	0.273	2	0	0	1	9	0.818	0.385
DAVID ANCONA	12	0	2	0	0	0	0	0.167	0	1	0	0	2	0.167	0.167
TEAM	121	24	44	9	1	5	24	0.364	7	7	0	1	70	0.167	0.167

SCORING BY INNINGS

	1	2	3	4	5	6	7	8	9	TOTAL
BAD BOYS	5	7	1	0	1	0	10	0	0	24
OPPONENTS	8	2	3	3	4	4	6	0	0	30

PITCHER	IP	H	BB	K	R	HR	ERA	AB	W	L	AVG	2B	3B
KASAB	27	45	8	1	30	8	7.78	117	1	3	0.384	0	0

ANGELS

PLAYER	AB	R	H	2B	3B	HR	RBI	AVG	BB	K	DP	SF	TB	SLG%	OB%
IKE DWECK	12	2	8	2	0	0	3	0.667	2	0	0	0	10	0.833	0.714
EZRA ASHKENAZIE	12	2	7	1	0	0	4	0.583	0	0	0	1	8	0.667	0.583
JACK MENASHE	12	3	6	2	0	1	3	0.500	1	0	0	0	11	0.917	0.538
MITCH HADDAD	15	3	7	0	1	1	6	0.467	0	0	0	0	12	0.800	0.467
EDDIE ANZAROUTH	12	2	5	0	0	0	1	0.417	0	0	0	0	5	0.417	0.417
STEVE SHAMULA	14	4	4	0	1	1	4	0.286	2	1	0	0	9	0.643	0.375
ALBERT LEVY	11	4	3	1	0	0	1	0.273	2	0	0	0	4	0.364	0.385
RICHIE BRAHA	15	1	4	0	1	0	1	0.267	0	0	0	0	6	0.400	0.267
RICKY SUTTON	8	2	2	0	0	0	1	0.250	0	0	0	0	2	0.250	0.250
LEON AZAR	4	1	1	1	0	0	0	0.250	0	0	1	0	2	0.500	0.250
RAYMOND DAYAN	11	1	2	0	0	0	1	0.182	3	1	0	0	2	0.182	0.357
TEAM	126	25	49	7	3	3	25	0.389	10	2	1	1	71	0.563	0.434

SCORING BY INNINGS

	1	2	3	4	5	6	7	8	9	TOTAL
OPPONENTS	2	8	1	0	2	5	2	0	0	20
SY ANGELS	2	3	3	4	1	5	7	0	0	25

PITCHER	IP	H	BB	K	R	HR	ERA	AB	W	L	AVG
ASHKENAZIE	26.1	35	12	3	17	0	4.56	110	3	0	0.318
LEVY	1.2	4	1	0	3	0	17.50	7	0	1	0.571
	28	39	13	3	20	0	5.00	117	3	1	0.333

BLACK MAGIC

PLAYER	AB	R	H	2B	3B	HR	RBI	AVG	BB	K	DP	SF	TB	SLG%	OB%
RICH SHALOM	14	3	9	2	2	0	2	0.643	1	0	0	0	15	1.071	0.667
ELI HADDAD	11	4	7	0	0	1	4	0.636	1	0	0	0	10	0.909	0.667
JIM HABER	12	3	6	1	0	0	5	0.500	2	0	0	0	7	0.583	0.571
ROB GREENBERG	12	2	5	0	0	1	3	0.417	1	0	0	0	8	0.667	0.462
HAROLD SHAMAH	6	2	2	1	0	0	1	0.333	0	0	0	0	3	0.500	0.333
DAVID FRANCO	14	3	4	2	0	0	1	0.286	2	0	0	0	6	0.429	0.375
FRED WEINTRAUB	11	2	3	0	0	0	2	0.273	1	1	1	1	3	0.273	0.333
ELI HARRARI	4	1	1	1	0	0	1	0.250	0	0	0	0	2	0.500	0.250
IKE MALEH	10	2	2	1	0	0	0	0.200	3	1	0	0	3	0.300	0.385
CHARLES ANTEBI	5	0	1	0	0	0	0	0.200	1	0	0	0	1	0.200	0.333
MAURICE HABER	13	0	2	1	1	0	4	0.154	0	0	0	1	5	0.385	0.154
CHARLIE BERGER	7	2	1	0	0	0	1	0.143	1	1	0	1	1	0.143	0.250
TEAM	119	24	43	9	3	2	24	0.361	13	3	1	3	64	0.538	0.424

SCORING BY INNINGS

	1	2	3	4	5	6	7	8	TOTAL
OPPONENTS	4	2	6	0	4	2	7	0	25
BLACK MAGIC	3	6	0	1	4	6	4	0	24

PITCHER	IP	H	BB	K	R	HR	ERA	AB	W	L	AVG
MALEH	27	45	10	1	25	0	5.19	104	4	0	0.333

COLT 45'S

PLAYER	AB	R	H	2B	3B	HR	RBI	AVG	BB	K	DP	SF	TB	SLG%	OB%
ELLIOT BETESH	8	4	6	3	0	0	1	0.750	0	0	0	0	9	1.125	0.750
FRED HARRARI	10	5	7	3	1	0	5	0.700	2	0	0	0	12	1.200	0.750
JESSIE SUTTON	12	1	6	2	0	0	4	0.500	0	0	0	0	8	0.667	0.500
RED NESSER	9	4	4	1	0	0	1	0.444	2	0	0	1	5	0.556	0.545
H. GINDI	14	4	6	2	0	0	0	0.429	1	0	1	0	8	0.571	0.467
HENRY SHALOM	12	4	5	1	0	3	8	0.417	2	1	0	0	15	1.250	0.500
BEN HARARI	10	2	4	0	1	1	5	0.400	0	0	0	0	9	0.900	0.400
SAM TAWIL	12	4	3	0	0	1	4	0.250	1	0	0	1	6	0.500	0.308
IKE DWECK	12	1	2	0	0	0	1	0.167	0	0	1	0	2	0.167	0.167
JOHN DAYAN	6	0	1	1	0	0	1	0.167	0	0	0	0	2	0.333	0.167
J. BEYDEN	6	0	1	0	0	0	0	0.167	0	0	1	0	1	0.167	0.167
STEVE KATTAN	7	1	1	0	0	0	0	0.143	0	0	0	0	1	0.143	0.143
<b>TOTAL</b>	<b>118</b>	<b>30</b>	<b>46</b>	<b>13</b>	<b>2</b>	<b>5</b>	<b>30</b>	<b>0.390</b>	<b>8</b>	<b>1</b>	<b>3</b>	<b>2</b>	<b>78</b>	<b>0.661</b>	<b>0.429</b>

SCORING BY INNINGS

	1	2	3	4	5	6	7	8	9	TOTAL
COLT 45'S	8	3	5	1	7	5	1	0	0	30
OPPONENTS	5	7	1	1	3	1	8	0	0	26

PITCHER	IP	H	BB	K	R	HR	ERA	AB	W	L	AVG.
NESSER	27	49	11	7	26	6	6.74	123	3	1	0.398

GASH

PLAYER	AB	R	H	2B	3B	HR	RBI	AVG	BB	K	DP	SF	TB	SLG%	OB%
DOUG DWECK	9	1	4	0	0	0	0	0.444	0	0	0	0	4	0.444	0.444
BOB KASSIN	14	0	5	1	0	0	0	0.357	0	0	0	0	6	0.429	0.357
IKE YEDID	12	1	4	0	2	0	2	0.333	1	0	1	0	8	0.667	0.385
ALEX DWECK	12	1	4	0	0	0	0	0.333	1	0	1	0	4	0.333	0.385
DAVID SITT	3	0	1	1	0	0	0	0.333	0	0	0	0	2	0.667	0.333
SANDY ZINN	10	0	3	0	0	0	1	0.300	2	0	0	0	3	0.300	0.417
MORRIS MISSRY	10	2	3	2	0	0	0	0.300	3	0	0	0	5	0.500	0.462
IKE ASH	12	1	3	0	1	0	1	0.250	0	0	0	1	5	0.417	0.250
IRWIN BRAHA	13	1	3	2	0	0	1	0.231	0	0	0	0	5	0.385	0.231
ED AZAR	8	0	1	0	0	0	0	0.125	0	1	0	0	1	0.125	0.125
JOE TAWIL	10	0	1	0	0	0	1	0.100	2	0	0	0	1	0.100	0.250
JACK FARCA	2	0	0	0	0	0	1	0.000	0	0	0	0	0	0.000	0.000
<b>TEAM</b>	<b>115</b>	<b>7</b>	<b>32</b>	<b>6</b>	<b>3</b>	<b>0</b>	<b>7</b>	<b>0.278</b>	<b>9</b>	<b>1</b>	<b>2</b>	<b>1</b>	<b>44</b>	<b>0.383</b>	<b>0.331</b>

SCORING BY INNINGS

	1	2	3	4	5	6	7	8	9	TOTAL
OPPONENTS	2	0	0	0	0	0	1	1	0	4
GASH	0	2	2	0	0	2	0	0	1	7

PITCHER	IP	H	BB	K	R	HR	ERA	AB	W	L	AVG
YEDID	31	25	5	2	4	0	0.90	113	3	1	0.221

IT'S OVER

PLAYER	AB	R	H	2B	3B	HR	RBI	AVG	BB	K	DP	SF	TB	SLG%	OB%
JACK PICCIOTTO	12	1	6	3	0	0	3	0.500	0	0	1	0	9	0.750	0.500
MENO DWECK	6	2	3	0	0	0	1	0.500	1	1	1	0	3	0.500	0.571
IKE SAKA	7	2	3	0	0	0	3	0.429	2	0	0	1	3	0.429	0.556
IKE FRANCO	12	2	5	0	0	0	0	0.417	1	0	1	0	5	0.417	0.462
CHARLES ABADI	6	0	2	0	0	0	0	0.333	0	1	0	0	2	0.333	0.333
DAVID LABOTON	13	1	4	1	0	0	1	0.308	0	0	0	0	5	0.385	0.308
MARVIN SAKA	10	0	3	0	0	0	0	0.300	0	0	0	0	3	0.300	0.300
ABE DWECK	11	1	3	0	0	0	1	0.273	2	1	0	0	3	0.273	0.385
MOSES EASTMAN	5	0	1	0	0	0	0	0.200	0	0	0	0	1	0.200	0.200
HYMIE SHAMAH	6	0	1	0	0	0	1	0.167	1	0	0	0	1	0.167	0.286
JOEY FRANCO	7	1	1	0	0	0	0	0.143	0	0	0	0	1	0.143	0.143
DOUG GOLDENBERG	8	1	1	0	0	0	1	0.125	1	0	0	0	1	0.125	0.222
EDDIE ANTAR	2	0	0	0	0	0	0	0.000	0	0	0	0	0	0.000	0.000
DAVID SHRIQUE	2	0	0	0	0	0	0	0.000	0	0	0	0	0	0.000	0.000
-----															
	107	11	33	4	0	0	11	0.308	8	3	3	1	37	0.346	0.357

SCORING BY INNINGS

	1	2	3	4	5	6	7	8	9	TOTAL
IT'S OVER	0	5	1	0	2	1	2	0	0	11
OPPONENTS	7	3	0	4	0	5	0	0	0	19

PITCHER	IP	H	BB	K	R	HR	ERA	AB	W	L	AVG	SO
PICCIOTTO	13	23	3	1	13	1	7.00	61	0	2	0.377	0
EASTMAN	13	13	4	0	6	0	3.23	46	1	1	0.282	1
-----												
	26	36	7	1	19	1	5.12	107	1	3	0.336	1

SHOWTIME

PLAYER	AB	R	H	2B	3B	HR	RBI	AVG	BB	K	DP	SF	TB	SLG%	OB%
DAVID GADELOFF	9	1	4	0	0	0	2	0.444	0	0	0	1	4	0.444	0.444
SAMMY BUCA	7	0	3	0	0	0	3	0.429	0	0	0	0	3	0.429	0.429
JOE COHEN	13	2	5	2	2	0	0	0.385	1	0	0	0	11	0.846	0.429
EZRA ZONANA	11	1	4	0	0	0	0	0.364	0	0	0	0	4	0.364	0.364
MICHAEL FALLAS	12	0	4	0	1	0	0	0.333	0	0	1	0	6	0.500	0.333
ELLIOT BRAHA	12	3	4	1	0	1	4	0.333	0	0	0	1	8	0.667	0.333
CHARLES SUED	10	3	3	0	0	2	2	0.300	0	0	0	0	9	0.900	0.300
DAVID ZILBERMAN	11	3	3	0	0	2	3	0.273	2	0	0	0	9	0.818	0.385
ISAAC SHOMER	5	1	1	0	0	0	0	0.200	2	0	0	0	1	0.200	0.429
MEYER ASSOULIN	14	0	1	0	0	0	0	0.071	0	0	0	0	1	0.071	0.071
EDDIE ANTAR	6	0	0	0	0	0	0	0.000	0	0	0	0	0	0.000	0.000
JEFF SAKA	3	0	0	0	0	0	0	0.000	0	1	0	0	0	0.000	0.000
-----															
	113	14	32	3	3	5	14	0.283	5	1	1	2	56	0.496	0.314

SCORING BY INNINGS

	1	2	3	4	5	6	7	8	9	TOTAL
OPPONENTS	1	3	0	0	0	1	6	0	1	12
SHOWTIME	3	1	1	2	0	1	6	0	0	14

PITCHER	IP	H	BB	K	R	HR	ERA	AB	W	L	AVG
JEFF SAKA	29.1	34	8	2	12	1	2.89	120	2	2	0.283