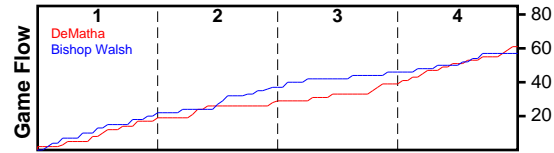


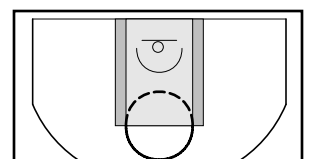
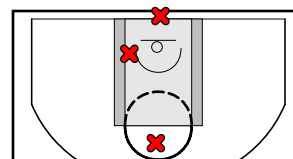
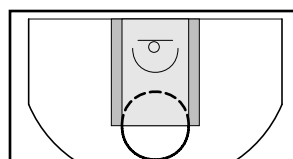
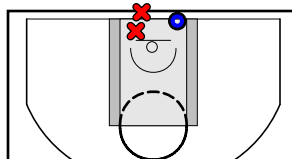
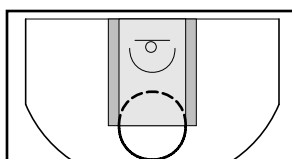
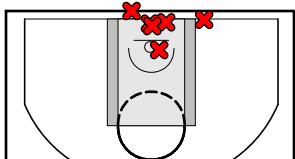

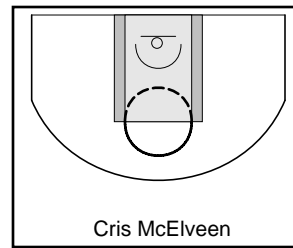
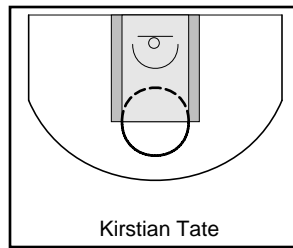
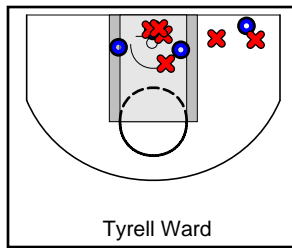
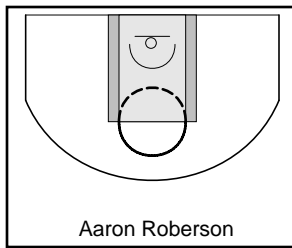
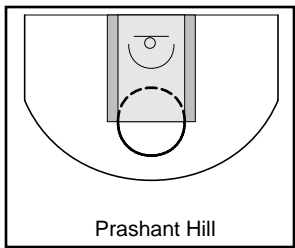
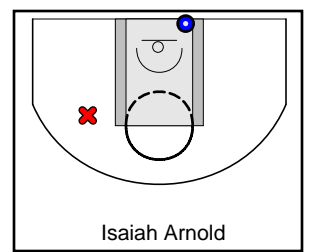
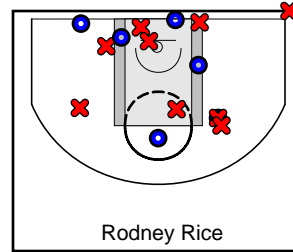
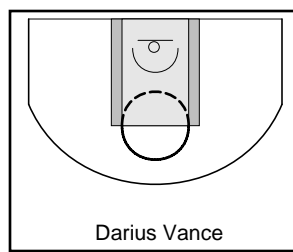
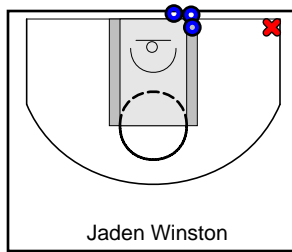
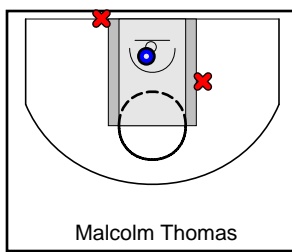
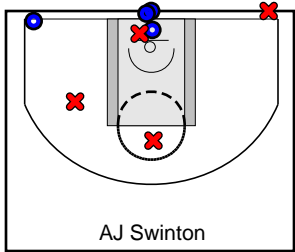
DeMatha

	1	2	3	4	T
DeMatha	17	11	11	22	61
Bishop Walsh	22	15	9	11	57



3/10/22 DeMatha at Bishop Walsh Game 2

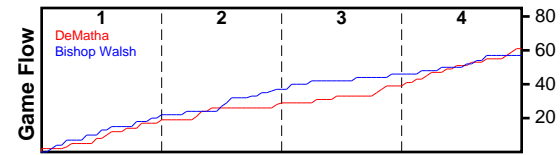
#	Name	G	MIN	PTS	FGM	FGA	FG%	2PM	2PA	2P%	3PM	3PA	3P%	FTM	FTA	FT%	OREB	DREB	REB	AST	STL	DFL	BLK	TO	PF	PM	CHG	A/T	GmSc
0	AJ Swinton	1	24	9	4	8	0.500	3	5	0.600	1	3	0.333	-	-	-	1	7	8	1	-	-	1	1	3	3	-	1.0	7.0
1	Malcolm Thomas	1	14	2	1	3	0.333	1	3	0.333	-	-	-	-	-	-	-	1	1	-	-	-	2	-	2	15	-	-	1.2
2	Jaden Winston	1	19	6	3	4	0.750	3	3	1.000	-	1	0.000	-	-	-	1	1	2	-	1	-	-	1	1	14	-	0.0	5.0
3	Darius Vance	1	-	0	0	0	-	-	-	-	-	-	-	-	-	-	-	-	0	-	-	-	-	1	-	-	-	0.0	-1.0
4	Rodney Rice	1	29	21	6	15	0.400	4	9	0.444	2	6	0.333	7	11	0.636	1	10	11	4	2	-	-	-	1	7	-	-	19.4
5	Isaiah Arnold	1	16	2	1	2	0.500	1	1	1.000	-	1	0.000	-	-	-	-	1	1	1	-	-	-	-	1	-10	-	-	1.6
10	Prashant Hill	-	-	0	0	0	-	-	-	-	-	-	-	-	-	-	-	-	0	-	-	-	-	-	-	-	-	-	-
11	Aaron Roberson	-	-	0	0	0	-	-	-	-	-	-	-	-	-	-	-	-	0	-	-	-	-	-	-	-	-	-	-
15	Tyrell Ward	1	11	12	4	10	0.400	4	9	0.444	-	1	0.000	4	4	1.000	-	2	2	1	-	1	2	-	4	7	-	-	7.7
20	Kirstian Tate	-	-	0	0	0	-	-	-	-	-	-	-	-	-	-	-	-	0	-	-	-	-	-	-	-	-	-	-
21	Cris McElveen	-	-	0	0	0	-	-	-	-	-	-	-	-	-	-	-	-	0	-	-	-	-	-	-	-	-	-	-
22	Jarrell Roberson	-	-	2	1	1	1.000	1	1	1.000	-	-	-	-	-	-	-	-	0	-	-	-	-	-	-	-	-	-	-
22	Jerrrell Roberson	1	19	3	0	6	0.000	-	6	0.000	-	-	-	3	5	0.600	1	1	2	-	-	-	-	2	-	-13	-	0.0	-3.0
23	Harold Taylor	-	-	0	0	0	-	-	-	-	-	-	-	-	-	-	-	-	0	-	-	-	-	-	-	-	-	-	-
24	Logan Lewis	1	29	4	1	4	0.250	1	4	0.250	-	-	-	2	2	1.000	2	1	3	-	1	-	-	1	1	-	-	0.0	2.9
32	Adam Fox	-	-	0	0	0	-	-	-	-	-	-	-	-	-	-	-	-	0	-	-	-	-	-	-	-	-	-	-
33	Bryson Hill	1	3	0	0	3	0.000	-	2	0.000	-	1	0.000	-	-	-	-	1	1	-	-	-	1	-	-	-3	-	-	-1.1
34	Galen Bourciquot	-	-	0	0	0	-	-	-	-	-	-	-	-	-	-	-	-	0	-	-	-	-	-	-	-	-	-	-
	TEAM	1	-	0	0	0	-	-	-	-	-	-	-	-	-	-	-	-	0	-	-	-	-	2	-	-	-	0.0	-2.0
	TOTALS	1	32	61	21	56	0.375	18	43	0.419	3	13	0.231	16	22	0.727	6	25	31	7	4	1	6	8	13	4	-	0.9	39.4



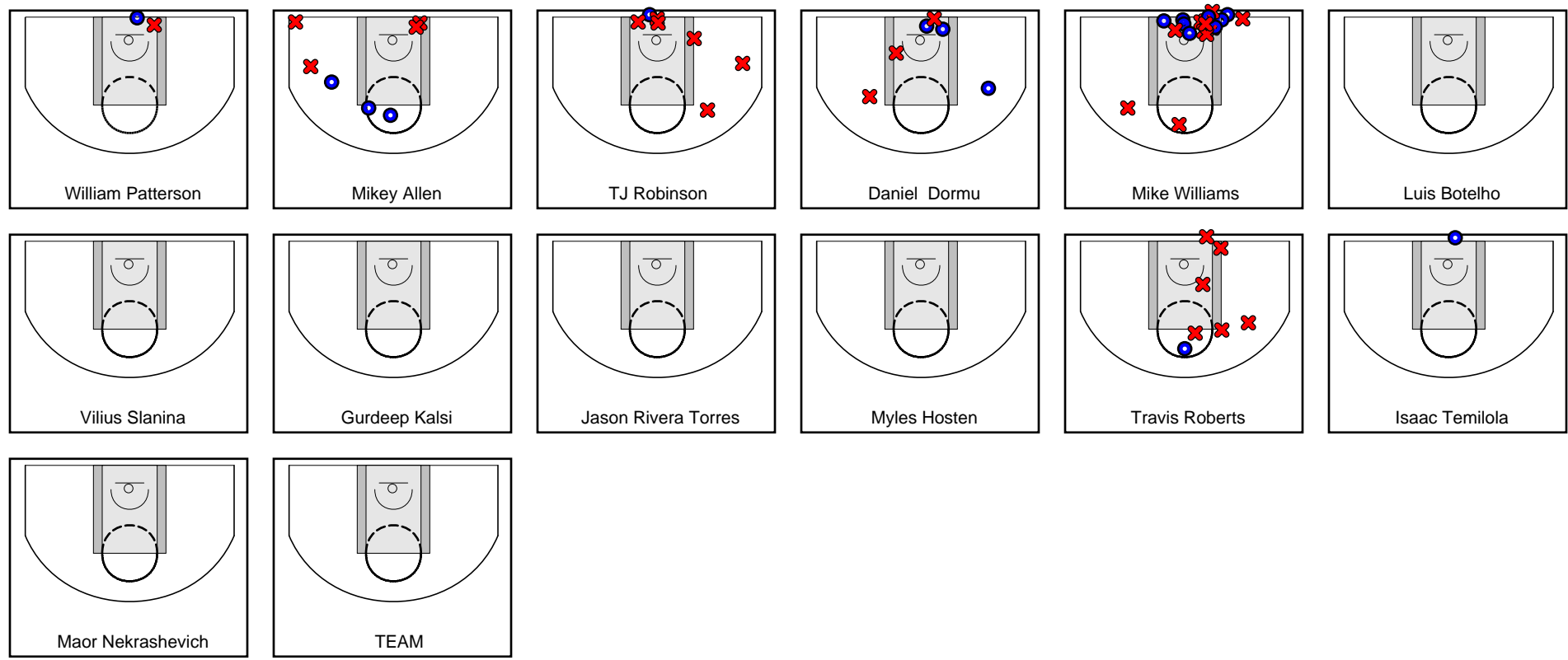
Bishop Walsh

3/10/22 DeMatha at Bishop Walsh Game 2

	1	2	3	4	T
DeMatha	17	11	11	22	61
Bishop Walsh	22	15	9	11	57



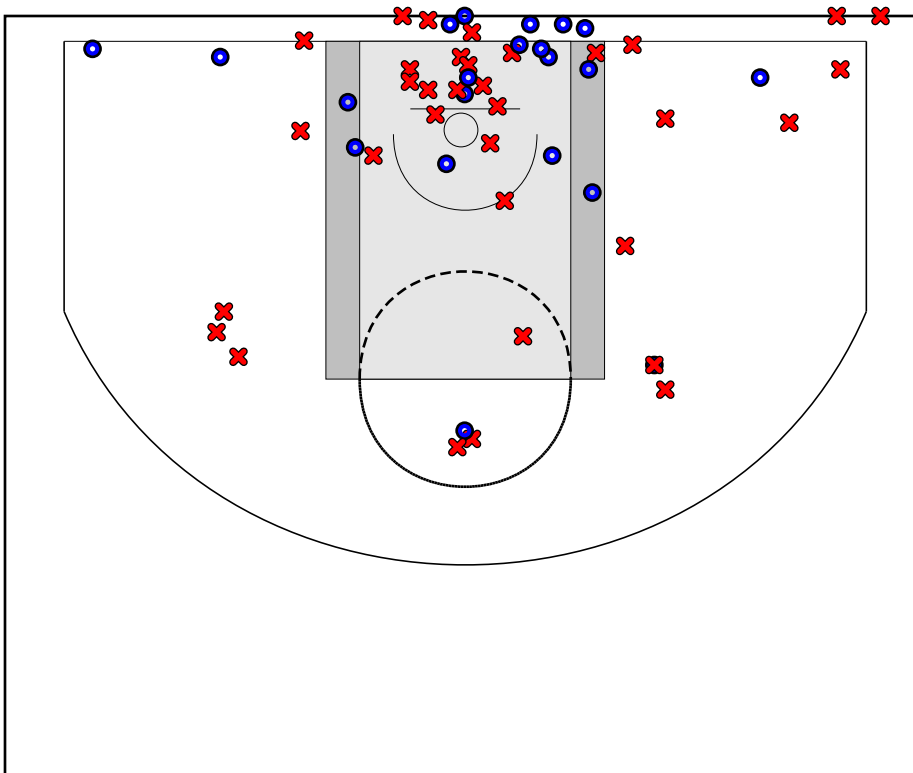
#	Name	G	MIN	PTS	FGM	FGA	FG%	2PM	2PA	2P%	3PM	3PA	3P%	FTM	FTA	FT%	OREB	DREB	REB	AST	STL	DFL	BLK	TO	PF	PM	CHG	A/T	GmSc
0	William Patterson	1	4	2	1	3	0.333	1	3	0.333	-	-	-	-	-	-	1	3	4	-	-	-	-	1	-	-2	-	0.0	0.9
1	Mikey Allen	1	30	18	5	11	0.455	-	2	0.000	5	9	0.556	3	5	0.600	2	3	5	-	-	1	-	2	3	-6	-	0.0	10.6
2	TJ Robinson	1	29	5	1	8	0.125	1	6	0.167	-	2	0.000	3	7	0.429	-	-	0	-	1	-	-	2	2	-3	-	0.0	-3.6
3	Daniel Dormu	1	22	7	3	6	0.500	2	4	0.500	1	2	0.500	-	-	-	-	1	1	6	3	-	-	2	5	9	-	3.0	7.5
5	Mike Williams	1	32	20	9	22	0.409	9	20	0.450	-	2	0.000	2	3	0.667	-	3	3	2	2	1	-	1	2	-1	-	2.0	10.3
11	Luis Botelho	-	-	0	0	0	-	-	-	-	-	-	-	-	-	-	-	-	0	-	-	-	-	-	-	-	-	-	-
14	Vilius Slanina	-	-	0	0	0	-	-	-	-	-	-	-	-	-	-	-	-	0	-	-	-	-	-	-	-	-	-	-
15	Gurdeep Kalsi	-	-	0	0	0	-	-	-	-	-	-	-	-	-	-	-	-	0	-	-	-	-	-	-	-	-	-	-
23	Jason Rivera Torres	-	-	0	0	0	-	-	-	-	-	-	-	-	-	-	-	-	0	-	-	-	-	-	-	-	-	-	-
24	Myles Hosten	-	-	0	0	0	-	-	-	-	-	-	-	-	-	-	-	-	0	-	-	-	-	-	-	-	-	-	-
30	Travis Roberts	1	26	3	1	8	0.125	-	4	0.000	1	4	0.250	-	-	-	-	5	5	-	-	1	-	-	2	-2	-	-	-1.5
32	Isaac Temilola	1	18	2	1	1	1.000	1	1	1.000	-	-	-	-	-	-	3	2	5	1	-	-	3	2	3	-10	-	0.5	4.0
34	Maor Nekrashevich	1	1	0	0	0	-	-	-	-	-	-	-	-	-	-	-	-	0	-	-	-	-	-	1	-5	-	-	-0.4
	TEAM	-	-	0	0	0	-	-	-	-	-	-	-	-	-	-	-	-	0	-	-	-	-	-	-	-	-	-	-
	TOTALS	1	32	57	21	59	0.356	14	40	0.350	7	19	0.368	8	15	0.533	6	17	23	9	6	3	3	10	18	-4	-	0.9	27.8



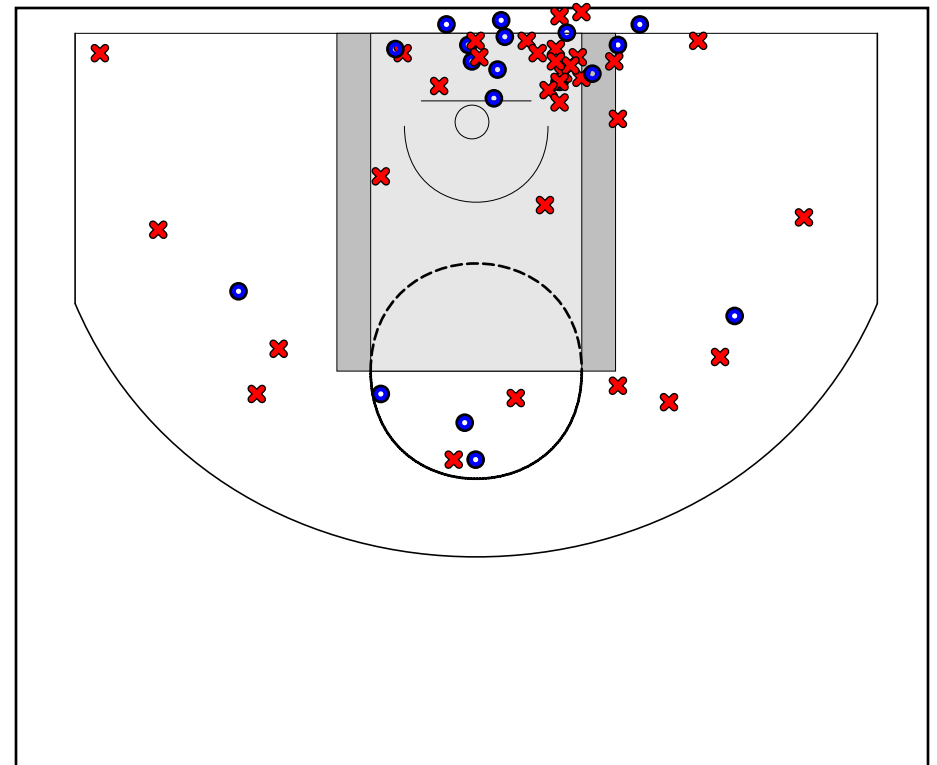
Game Summary Comparison

Statistic	DeMatha	Bishop Walsh
Points	61	57
<i>Field Goals</i>	21 / 56	21 / 59
<i>2 Point</i>	18 / 43	14 / 40
<i>3 Point</i>	3 / 13	7 / 19
<i>Free Throws</i>	16 / 22	8 / 15
Assists	7	9
Rebounds	31	23
<i>Offensive</i>	6	6
<i>Defensive</i>	25	17
Blocks	6	3
Steals	4	6
Deflections	1	3
Turnovers	8	10
Charges Taken	-	-
Personal Fouls	13	18
Technical Fouls	-	-

DeMatha



Bishop Walsh



DeMatha Turnovers

Period	Clock	Player	Turnover Type
1st Period	7:15	Team	Steal
1st Period	6:51	Team	Steal
1st Period	0:17	#3 Darius Vance	Other
2nd Period	4:00	Team	Steal
2nd Period	3:41	Team	Steal
2nd Period	2:49	Team	Other
2nd Period	1:43	#22 Jerrell Roberson	Other
2nd Period	1:24	Team	Steal
2nd Period	1:21	#22 Jerrell Roberson	Other
3rd Period	4:56	#2 Jaden Winston	Other
3rd Period	3:54	Team	Steal
4th Period	2:38	Team	Other

DeMatha Fouls

Period	Clock	Player	Foul
1st Period	0:35	#0 AJ Swinton	Other (Def)
2nd Period	7:31	#1 Malcolm Thomas	Other (Def)
2nd Period	4:54	#15 Tyrell Ward	Other (Def)
2nd Period	4:15	#15 Tyrell Ward	Other (Def)
2nd Period	3:56	#0 AJ Swinton	Other (Def)
2nd Period	1:41	#5 Isaiah Arnold	Other (Def)
2nd Period	0:37	#24 Logan Lewis	Other (Off)
2nd Period	0:20	#4 Rodney Rice	Other (Def)
3rd Period	6:17	#0 AJ Swinton	Other (Off)
3rd Period	2:21	#15 Tyrell Ward	Other (Def)
4th Period	5:48	#15 Tyrell Ward	Holding (Def)
4th Period	5:10	#1 Malcolm Thomas	Other (Def)
4th Period	1:20	#2 Jaden Winston	Other (Def)

Bishop Walsh Turnovers

Period	Clock	Player	Turnover Type
1st Period	4:25	#2 TJ Robinson	Other
1st Period	0:53	#5 Mike Williams	Other
1st Period	0:51	Team	Steal
3rd Period	5:33	#1 Mikey Allen	Other
3rd Period	5:27	Team	Steal
3rd Period	5:01	#32 Isaac Temilola	Other
3rd Period	4:58	Team	Steal
3rd Period	3:55	#3 Daniel Dormu	Other
4th Period	5:25	#0 William Patterson	Other
4th Period	1:40	#2 TJ Robinson	Other
4th Period	0:14	#3 Daniel Dormu	Other
4th Period	0:12	Team	Steal

Bishop Walsh Fouls

Period	Clock	Player	Foul
1st Period	7:46	#5 Mike Williams	Other (Def)
1st Period	6:14	#1 Mikey Allen	Other (Def)
1st Period	5:54	#30 Travis Roberts	Other (Def)
2nd Period	4:08	#3 Daniel Dormu	Other (Def)
2nd Period	2:52	#2 TJ Robinson	Holding (Def)
2nd Period	1:02	#3 Daniel Dormu	Pushing (Def)
3rd Period	7:41	#3 Daniel Dormu	Other (Def)
3rd Period	6:38	#32 Isaac Temilola	Other (Def)
3rd Period	5:47	#32 Isaac Temilola	Other (Def)
3rd Period	4:17	#5 Mike Williams	Other (Def)
3rd Period	1:51	#1 Mikey Allen	Other (Off)
3rd Period	0:00	#3 Daniel Dormu	Other (Def)
4th Period	7:19	#32 Isaac Temilola	Other (Off)
4th Period	5:51	#30 Travis Roberts	Other (Def)
4th Period	4:56	#2 TJ Robinson	Other (Def)
4th Period	2:07	#1 Mikey Allen	Other (Def)
4th Period	0:12	#3 Daniel Dormu	Other (Def)
4th Period	0:03	#34 Maor Nekrashevich	Other (Def)