

2024
ATHLETE
INFORMATION
GUIDE

<https://www.ironman.com/im703-port-macquarie>
Australia@ironman.com
Ph: 1300 761 384

V1 uploaded April 2024

CONTENTS PAGE



Section	Page
Welcome Messages	3-4
Race Director Message	6
Race Referee Message	10
Race Rules	11-12
Event Schedule	15-17
Athlete Check List	20
Race Kit	21
Relay Team Information	22
Pre Race Information	25-26
<ul style="list-style-type: none"> Venue Athlete Check-In Timing Chip Massage Bike Mechanic Final Race Briefing Pre Race Training Parking Changed Traffic Conditions 	
Bag Drop / Collection	29
<ul style="list-style-type: none"> Street Gear Bag 	
Transition Pre Race	32
<ul style="list-style-type: none"> Transition Tours Bike Racking Timing Chips 	
Transition Race Day	33
<ul style="list-style-type: none"> Helmet Check Bike Pumps 	
Aid Stations	36-37
Race Day Information	40
<ul style="list-style-type: none"> Cut Off Times Contingency Plan Race Day Services Finish Line Photo Recovery Process & Area 	

Section	Page
Race Day Post Race	41
<ul style="list-style-type: none"> Results Medal Engraving Lost & Found Property 	
Swim Course	44-45
Bike Course	47
Run Course	49
Presentations	51
World Championship Qualification (Roll Down)	53
Additional Information	54
<ul style="list-style-type: none"> Volunteers Official Event App IRONMAN Live Get Social Women For Tri Additional Events 	

WELCOME MESSAGE



On behalf of the Port Macquarie Hastings community, I'm once again pleased to welcome IRONMAN for its 37th year.

We're looking forward to another successful year of competition with this being the second year featuring the revamped IRONMAN Australia bike course. IRONMAN and IRONMAN 70.3 will again be taking part on two separate courses at the same time, an element that sets IRONMAN Australia apart from any other event in the world.

We will also see the ever-popular IRONKIDS back in action and I'd like to express my sincere gratitude to the event organisers who each and every year work tirelessly to make this spectacle work so well.

There is no doubt that we're in for a weekend equally as thrilling as past years, with over 3000 amazing athletes ready to take their mark and challenge themselves physically and mentally.

The preparation these competitors put in just to get to the starting line, let alone compete, is simply inspiring. I hope the stunning scenery along the Hastings River, our gorgeous coastline, and our charming towns encourage you to endure the gruelling challenge.

While you're here, don't forget to enjoy some well-deserved downtime, whether it be at any of our gorgeous beaches, eateries, bars or hinterland areas.

Wishing the very best of luck to all of the fierce and dedicated competitors!



Peta Pinson
Port Macquarie Hastings Mayor

WELCOME MESSAGE



Welcome to beautiful Port Macquarie for IRONMAN Australia 2024 and IRONMAN 70.3 Port Macquarie, supported proudly by the NSW Government's tourism and major events agency, Destination NSW.

Hosted in NSW since 1985 and in Port Macquarie since 2006, IRONMAN Australia is celebrating its 37th year running in 2024 and has grown to become one of the most significant drawcards for visitors to Port Macquarie and the NSW Mid North Coast.

Taking place in one of coastal NSW's most-loved holiday spots, the combination of both races taking place in Port Macquarie makes this a world-class event for high-performance multi-discipline athletes and recreational sportspeople alike.

Featuring the beautiful and calm Hastings River for the swim, the bike ride by the Pacific Ocean, and a flat run directly through the heart of Port Macquarie, this festival of fitness offers competitors one of Australia's most spectacular tests of endurance.

Events like this also make a vital social and economic contribution to the region, attracting thousands of participants, spectators and officials who stay in Port Macquarie's hotels, eat in local restaurants and cafés, and experience the area's attractions. Port Macquarie has a diverse offering for visitors, blessed with sparkling beaches and koala-inhabited rainforest, as well as serious gourmet credibility.

Best of luck to all participants and take some time to explore the exciting and diverse visitor experiences on offer in Port Macquarie and the surrounding Mid North Coast waiting to be discovered at visitnsw.com.

- NSW Government



FEEL
LOST IN

THE
MOMENT



visitnsw.com

feel new south wales

RACE DIRECTOR MESSAGE



Welcome to IRONMAN 70.3 Port Macquarie and to the spectacular Port Macquarie Hastings region, an outstanding event destination and a favorite of the IRONMAN Oceania team.

We thank Destination NSW and the Port Macquarie Hastings Council for their continued support of this great event that allows us to return to this spectacular location again this year.

I would also like to acknowledge the Birpai people, the traditional owners of the land in which we host the event, and pay our respects to Elders past, present and emerging.

IRONMAN 70.3 Port Macquarie offers a great opportunity for those Athletes looking to qualify for the 2024 IRONMAN 70.3 World Championship in Taupo, New Zealand, where we have 55 Age Group Slots plus an additional 15 Women For Tri Slots slots up for grabs. The Top 5 Placed Women in each age group category will also be offered a spot to the 2024 VinFast IRONMAN World Championship in Nice, France.

The 1.9km ROKA Swim Course will begin at Westport Boat Ramp following a clockwise direction.

The 90km FulGaz bike course is a two lap (45km each) course down to Lake Cathie and back.

The 21.1km HOKA run course remains unchanged with two laps of the scenic Port Macquarie foreshore.

Please note that you will need to collect your timing chip as you leave transition on Saturday after checking in your bike as has previously happened. You will also need to book a time slot for checking in and for racking your bike. More details will be emailed to you two weeks out from race day.

Please ensure that you read the entire Athlete Information Guide before the race to ensure you have all the information you need for racing.

We here at IRONMAN Oceania are continuing to take steps forward to be more sustainable. Working closely with the Port Macquarie Hasting Council we hope to

ensure the entire region is kept in pristine condition post event. We ask all Athletes to assist us on this journey and ensure that you are discarding of rubbish in the appropriate manner and using the discard areas out on course at the Aid Stations.

We wish all participants the best of luck and hope that you enjoy your time in Port Macquarie region.

We look forward to seeing you all cross the iconic Finish Line.



Carl Smith
Race Director

IMPORTANT MEDICAL AND HEALTH INFORMATION



- **MEDICAL INFORMATION**

- If you have a known medical condition, we highly advise that you take the following steps:
 1. Please stop by the Help Desk at Athlete Check-In to get a special race day wristband on which you should write the details of your medical conditions(s).
 2. Please also write the details of your medical conditions(s) on the back of your athlete bib, which you will receive in your race packet.

The medical information that is placed on your wristband and athlete bib will provide medical staff or emergency services with essential information. If you have any questions or concerns about providing medical information, please stop at the Help Desk at Athlete Check-In

- Your safety is our primary concern. The medical team will be staffing the medical facilities at Town Square, Port Macquarie. Medical resources will also be available while you are out on course
- If you are not feeling well on race morning, we strongly advise you not to start the event. If you decide to not start the event, you must inform a race official so we can officially withdraw you from the event.
- **If you start to feel unwell at any point during race day, we urge you to seek help rather than continue.**

DO NOT BE AFRAID TO ASK FOR HELP

You will not receive a penalty or be disqualified for receiving a medical evaluation.

If at any time during the race you experience chest pain or discomfort, shortness of breath, lightheadedness (dizziness), numbness around the mouth or in hands, difficulty concentrating, or stop sweating please stop immediately and seek medical attention. A medical evaluation does not constitute outside assistance. You will not receive a penalty or be disqualified for receiving a medical evaluation, or for having someone help you in getting medical assistance.

- **During the swim:** raise and wave your hand, which will alert the water safety team that you need help. If able to, you can also verbalize you are in need of help by yelling “help.” You can also grab onto a kayak, paddle board or nearby boat. You will not be disqualified for grabbing onto any of these safety items during the race.
 - **During the bike:** If you are at an aid station, let someone know you are in need of medical help. If you are not at or near an aid station – STOP – let someone know you need medical help. Anyone can help - another athlete, a volunteer, a staff vehicle, event support vehicle or event moto out on course; even a spectator. Have them alert the nearest aid station or staff member that you need medical assistance. Make sure you provide your bib number to initiate your care.
 - **During the run:** same as the bike. If you are at an aid station, let someone know you are in need of medical help. If you are not at or near an aid station – STOP – let someone know you need medical help. Anyone can help - another athlete, a volunteer, a staff vehicle, event support vehicle or event moto out on course; even a spectator. Have them alert the nearest aid station or staff member that you need medical assistance. Make sure you provide your bib number to initiate your care.
 - **Helping another athlete** – if a fellow athlete needs help, please use the same steps listed above to get the athlete medical assistance. You will not be disqualified or receive a penalty for assisting a fellow athlete in medical need. On the bike and run course, make sure to provide the bib number of the athlete in need of help.
- After you have finished the race, please do not leave the post-race area until you are able to drink without vomiting, stand without dizziness and feel okay. If you are not feeling well, please come to the event medical tent to be evaluated by the medical team before leaving the recovery area.

Manage your Health and Safety on Race Day – Race Healthy, Race Smart

Please visit our [Athlete Smart](https://www.ironman.com/athlete-smart) web page for more information regarding your health pre-race and during competition:

<https://www.ironman.com/athlete-smart>

A photograph of a shirtless man carrying a surfboard under his arm, walking along the shoreline at sunset. The sky is a mix of orange and blue, with a lighthouse visible on a hill in the background and several birds flying in the air. The man's reflection is visible in the shallow water on the beach.

WORK BETWEEN THE BREAKS

PORT MACQUARIE

where time does
wonders

Here's a cracking idea. Since you've come for the IRONMAN series, come back to our stunning region and mix up your time with some remote-working between the breaks of doing awesome holiday stuff.

Just think, it'll be like you live here - you're welcome! Find what our food, drink, experiences and stays will do wonders for you at portmacquarieinfo.com.au

AG1[®] is Foundational Nutrition made simple.



DrinkAG1.com

RACE REFEREE MESSAGE



To minimise the possibility of infringing the rules on race day and avoiding a visit to the penalty tent, please observe the following:

- Ride on the left side of the bike lane
- Crossing the Centreline – do not cross the centreline at any time during the Cycle leg
- Keep 12 metres between yourself and the cyclist in front of you – front wheel to front wheel
- Pass on the right of the cyclist in front (never on the left)
- Complete your pass within 25-seconds
- If passed, drop back immediately 12 metres and ensure you have dropped back the full 12 metres before re-passing

Triathlon is an individual race and it is your responsibility to fully understand the rules and avoid infringements. A technical official's ruling is final in the case of drafting, blocking, and illegal pass infringements (judgment calls) and these are not subject to either protest or appeal.

Following are the most common rule infringements:

Blue card 5-minute penalties include:

- Drafting – following a leading cyclist closer than 12 metres and failing to pass in 25 seconds OR after being passed, failing to drop back 12 metres before re-passing - Please watch this [Drafting Video](#) for a further explanation
- Illegal pass – passing on the left
- Littering – discarding items, e.g. tyres, bottles, gel wrappers etc., this applies on any part of the course, except within designated litter zones near aid stations
- Passing more than one athlete - the athlete who is making the pass can only 'drop in' between other athletes if the distance between the athletes is more than the legal draft zone.

A technical official will advise you of any time penalty by calling your number, advising you of the nature of the infringement and showing you a blue card. It will be then your responsibility to serve the 5-minute time penalty(s) at the next penalty tent.

Yellow card penalties to be served at the next penalty tent include:

- Blocking – riding on the right side of an athlete without passing or riding on the right-hand side of the bike lane when clear of other athletes
- Helmet – failing to have your chin strap securely fastened when moving with your bike, this penalty will be served in transition

Note: that any 3 infringements across the course during the event may result in a disqualification.

Other infringements which may result in disqualification include:

- Offensive and unsportsmanlike behaviour
- Public personal toilet
- Outside assistance (from anyone other than a race official)
- Use of a device that will distract the athlete from paying full attention to their surroundings. For the avoidance of doubt mobile phones may be carried by an athlete during the race (for example, for the use of tracking apps such as Strava). However during the race the communication functions (voice calls, text messaging, email or any other form of electronic communication or messaging) of these devices may not be used. Nor may any device be used to play music, with or without the use of headphones or headsets

Disqualification Process

- A technical official will advise you of your disqualification by blowing a whistle, calling your number, advising you of the nature of the infringement and showing you a red card
- Having been disqualified you have the option to continue in the race and protest the disqualification to the Head Referee after you finish the race. Note that you must signal your intention to protest within 15 minutes of finishing and complete the protest paperwork within 30 minutes of finishing

Always remember to treat other athletes, volunteers and officials with courtesy and consideration as they are important in keeping the event safe and fair.

We sincerely hope you have a great race, enjoy the experience, and achieve your IRONMAN goals.

Margaret George

Race Referee

RACE RULES



The event is sanctioned by AusTriathlon and raced under IRONMAN Race Rules.

All Athletes should read and understand the Race Rules prior to race day. Below highlights some of the Race Rules.

RACE FINISH, TIMING, AND RESULTS

Section 2.05

(e) An athlete or relay team who fails to start an Event, is disqualified from an Event, fails to finish an Event, or finishes before the course closes but outside the Event time limit, will be designated in the results as:

- (i) Did not start (“DNS”) – Enters an Event but fails to start;
- (ii) Disqualified (“DSQ”) – Starts an Event and was disqualified;
- (iii) Did not finish (“DNF”) – Starts an Event but fails to cross the finish line, or
- crosses the finish line after the course closes; and
- (iv) Not classified (“NC”) – Starts an event and crosses the finish line before the course closes but fails to meet an established course or discipline cut-off time, or the overall event course cut-off.

Swim

Section 4.01 General

(c) The use of snorkels, fins, gloves, paddles, or flotation devices of any kind (including pull buoys) is prohibited; (DSQ)

(g) Individual paddlers or escorts are prohibited; (DSQ)

Section 4.02 Wetsuit Rules

(c) A wetsuit may cover any part of the body except the face, hands, or feet;

(e) The thickness of the wetsuit may not exceed 5mm. If the wetsuit consists of two or more pieces then the combined thickness of the overlapping pieces may not exceed 5 mm; (DSQ) and

Section 4.04 Illegal Equipment

(a) Headsets or headphones are prohibited during the swim segment of the race. (30 or 60 second time penalty (as applicable), DSQ if not remedied promptly).

BIKE

Section 5.01 General

(a) The bicycle shall be propelled solely, through a chainset, by the legs moving in a circular movement, without electric or other assistance. Other than pushing or carrying a bicycle, any propulsive action brought on by use of the hands is prohibited (except with respect to PC Open Athletes and HC Athletes in accordance with Article VIII and Article IX); (DSQ and indefinite suspension)

(c) It is the sole responsibility of each Athlete to know and follow the prescribed cycling course. No adjustments in times or results will be made, for any reason whatsoever, for athletes who fail to follow the proper course;

(h) Cycling with a bare torso is prohibited. Athletes must wear a shirt, jersey, or sport top/sports bra at all times during the cycling segment of the race; (30 or 60 second time penalty (as applicable), DSQ if not remedied promptly)

Section 5.02 Equipment

Illegal Equipment

(iv) Headsets or headphones are prohibited during the bike segment of the race; (1:00 minute penalty, DSQ if not remedied promptly); and

RUN

Section 6.01 General

(a) Athletes may run, walk, or crawl;

(b) It is the sole responsibility of each Athlete to know and follow the prescribed running course. No adjustments in times or results will be made, for any reason whatsoever, for athletes who fail to follow the proper course (e.g., if the Athlete runs in the wrong direction or runs more than necessary, time will not be subtracted from the Athlete’s final race time);

(d) Running with a bare torso is prohibited. Athletes must wear a shirt, jersey, or sport top/sports bra at all times during the run segment of the race; (30 or 60 second time penalty (as applicable), DSQ if not remedied promptly)

Section 6.02 Illegal Equipment

(a) Headsets or headphones are prohibited during the run segment of the race. (1:00 minute penalty, DSQ if not remedied promptly)

RACE RULES



FINISH LINE

Section 6.03 Finish Line Conduct

Friends, family members, and/or other spectators are not permitted to cross the finish line or enter the finish chute with participating Athletes. (Please note: IRONMAN desires for each Athlete to be able to celebrate his/her accomplishment without risking the safety of other event participants, volunteers, and/or spectators). Athletes who choose not to respect the foregoing finish line policy will be disqualified.

PROTESTS

Section 3.06 Right of Protest or Appeal

(a) The Athlete's right to protest or appeal, if any, will be governed and handled by the event's sanctioning body and/or the Competition Rules of the relevant National Federation, provided, however, that if no formal process exists for the applicable National Federation then IRONMAN may elect to handle protests and appeals for such event in a manner that is substantially similar to the to the process set forth by the then-current International Triathlon Union Competition Rules.

COMPETITION AGE

All age-group athletes must participate and compete in the age-group division corresponding to the athlete's age as of December 31 of the year of the Event.

ANTI-DOPING

Each athlete acknowledges notice of the Anti-Doping Rules (as such term is defined below), and acknowledges that he/she is bound by, confirms he/she shall comply with, and voluntarily consents to all provisions of the Anti-Doping Rules. (i) "Anti-Doping Rules" means all anti-doping rules adopted by IRONMAN including, without limitation, the World Anti-Doping Code (the "WADA Code"), all associated International Standards, including , without limitation the List of Prohibited Substances and Prohibited Methods (the "Prohibited List") as issued by the World Anti-Doping Agency ("WADA"), and all other rules, policies, and/or procedures adopted by IRONMAN.



**MATES
RATES**

for IRONMAN
Athletes

IRONMAN ATHLETES RECEIVE

**20%
OFF**

THE STANDARD
RATE OF
STORAGE

BOOK NOW

Ts and Cs apply.





GOOD LUCK TRICLUBBER

3P TRI TEAM

Adelaide Triathlon Club
AGMT
Albury Wodonga Triathlon Club
Allie Performance Coaching
Arhata
Armidale Triathlon Club
Atlas Multisports
Australian Defence Triathlon Club
AZK - ASCENDERE
Balance Tri Club
Ballarat Triathlon Club
Ballina Triathlon Club
Balmoral Triathlon Club
Bathurst Wallabies Triathlon Club
Bayside Multisport
Bayside Triathlon Club
Beckworth Racing
Beijing Long Yuan Triathlon Club
Bendigo Triathlon Club
Bondi Running & Triathlon Club Inc (B.R.A.T)
Bondi Running and Triathlon
Boost Coaching
BOSS Multisport
BRAT - Bondi Running And Triathlon
Break Your Limits Triathlon Club
Brighton Baths Athletic Club
Brisbane Triathlon Club
Busselton Triathlon Club
Byron Tri Club
Cairns Crocs Triathlon Club
California Triathlon

Caloundra Triathlon Club Inc
Canberra Bilbys Triathlon Club
Canterbury Triathlon Club
Cardiff Triathletes
Carina Leagues Triathlon Club
CCCTri
Central Coast Triathlon Club
Central Florida Tri Club
Cercle des Triathlètes de Nouvelle-Calédonie (C.T.N.C)
City Tri Club (Inc)
Clarence Valley Triathlon Club
Coffs Harbour Triathlon Club
Complete Per4mance Coaching
Concord Triathlon Club
Coogee Triathlon Club
Cornell Triathlon Team
Cowra Triathlon Club
Cradle Coast Triathlon & Multisport
Cronulla Triathlon Club
Darwin Triathlon Club
DGC Tweed Coast Multisport
Dubbo Triathlon Club
Dunedin Triathlon & Multisport Club
East Coast Cycos
Eastern Suburbs Triathlon Club
Echuca Moama Triathlon Club
Elevate Tri Club
Elite Triathlon Performance Australia
Eltham Tri And Open

Water Club
Enco Multisport
Endurance Nation
enDuRo team
Energy Lab Triathlon
Engadine Triathlon Club Inc
Exceed Triathlon Club Inc
Females In Training
FilOz Triathlon Club
Fitter Radio Coffee Club
Fitzroy Frogs Triathlon Club
FLOWITRI
Forster Triathlon Club Inc.
Galway Triathlon Club
Goondiwindi Triathlon Club Inc.
GPC Squad
Greensborough Triathlon Club
Guangxi Triathlon Sports Club
Hat Head Triathlon Club
Hawthorn Triathlon Club
Hervey Bay Triathlon Club Inc.
High Performance Training (HPT)
Highlands Triathlon Club
Hill Top Coaching
Hills Triathlon Club
Hurt Locker Tri
i4 Coaching
Illawarra Triathlon Club
Imaniacz
Intraining Running And Triathlon Club
Ipswich Triathlon Club - AU
IRONRYAN
Jervis Bay Triathlon Club

Inc
JET Coaching
JT Multisport
Kempsey Runners And Triathlon Club Inc
Kiama Triathlon club
Knox Triathlon Club Inc.
Koa Sports
Lakers Triathlon Club
Leichhardt & Parramatta Drummoyne Triathlon Club Inc (Lapd)
Lion Island Multisport
Lockyer Lightning Multisport Club Inc.
Logan Triathlon Club
M5 Triathlon
Macarthur Triathlon Club
Mach Apparel
Mackay Triathlon Club
Maitland Triathlon Club Inc
Mavericks Coaching Alliance
Melbourne Triathlon Club Inc
Meteors Triathlon Club
Moore Performance
Moree Services Cycle and Triathlon Club
Mornington Peninsula Triathlon Club
Mudgee Tri Club
Multisport Gold
MX Endurance
MyProCoach
NEWBIE Triathletes SG
Newcastle Triathlon Club
Noosa Tri Club
North Coast Triathlon Club

Join the Program

ironman.com/triclubs



GOOD LUCK TRICLUBBER

Northern Suburbs Triathlon Club
Nunawading Triathlon Club
Orange Cycle And Triathlon Club
OSJ TEAM ZAIMOKUZA
OSK TRI Team Thailand
Panthers Triathlon Club
Peddlar
Performance Triathlon Coaching
Perth Triathlon Club (Aus)
Port Macquarie Triathlon Club
Pro Endurance Academy
Pursue Multisport
Pursue Multisports
Pursuit Triathlon
Ratpack Multisport Inc
ReadyToTri
Red Dog Triathlon Training
Redcliffe Tri Club
Redlands Cycling and Multisport Club
Redline Tri Club
Reed Performance Group
RF Triathlon
Ringwood Triathlon Club
Rockingham Triathlon Club
Rocky Mountain Tri Club
Royal Marines Triathlon
Sadler Coaching
SBRG Performance Coaching
Scone Triathlon Club
Sharks Triathlon Club
Sheldon Triathlon Club
Shellharbour Tri Club
Shepparton Tri Club
Simon Knowles
Singleton Triathlon Club
Somerset Spartans Triathlon Club
South Bank Triathlon Club
Southern Stars Triathlon Club
Southport Triathlon Club Inc
SSG MultiSports
Stadium Triathlon Club
Standing Start Triathlon
STURLA PERFORMANCE
Sunshine Coast Triathlon Academy
SCTA
Surfers Paradise Triathlon Club
Sutherland Shire Triathlon Club
Swiftmultisport
Sydney Triathlon Group
Synergy Racing Development
T:Zero Multisport
Tamworth Triathlon Club Inc
Team Elite SBR
Triathlon Team
Team Next Stage
Team NRGY LLC
Team T Rex
TEAM Tri Coaching
Team XTR
TEAM Y
Team Z
Tempo Systems
Ten-Point BlackFish
The Aspen Triathlon Club
The Cupcake Cartel
TITAN
To The Start Line
Tomaree Triathlon Club
Toowoomba Triathlon Club Inc
TRG Triathlon and Multisport
Tri Alliance
Tri Fitness - Australia
Tri Nation
Tri-ActiV8 Triathlon Squad
Trianorte
Triathlon Club of Oklahoma City
Triathlon Club of San Diego
Triathlon Grosseto
Triathlon Hawke's Bay
Triathlon South
Triathlon Tauranga
Triatlon Klub Zadar
Tridents Triathlon Club
TriDot Triathlon Training
TriEdge Coaching
Triings Triathlon Club
TriMob
Trimosphere
TriMotivate Performance Coaching
TriSpecific
TriSpecify
TriVelo Coaching
Tuggeranong Vikings Triathlon Club
Tweed Valley Triathletes Inc
Twin Towns Triathlon Club
UQ TRIADS
Victor Harbor Triathlon Club
Vietnam Triathlon Club
Vikings Triathlon Club
Vipers Triathlon Club
VO2 Performance
Wagga Triathlon Club
Warringah Triathlon Club
Warrnambool Tri Club
We Tri - Training and Coaching
Western Suburbs Triathlon Club (WSTC)
Westside Triathlon Club
Whistler Triathlon Club
Wicklow triathlon club
Wild Dog Tri Club
Wyn Republic
YPO Gold/YPO TRIATHLETES

Join the Program |

ironman.com/triclubs

EVENT SCHEDULE



Event Schedule is up to date as at April 2024 and is subject to change.
View the Event Schedule [online](#) and on the [IRONMAN Oceania App](#) for the most up to date.

THURSDAY 2 MAY 2024

Time	Event	Location
10:00am – 4:00pm	Event Information Open	Town Square, Horton Street
10:00am – 4:00pm	Official IRONMAN Merchandise Store Open	Town Square, Horton Street
10:00am – 4:00pm	Sport & Lifestyle Expo Open	Town Square, Horton Street
10:00am – 4:00pm	Athlete Check-In Open (Must be pre-booked)	Mezzanine Floor, Glasshouse, Port Macquarie
10:00am – 4:00pm	IRONKIDS Port Macquarie Check-In Open	Event Information, Town Square, Horton Street

FRIDAY 3 MAY 2024

Time	Event	Location
6:30am – 8:30am	Practice Swim	Westport Park Boat Ramp, Hastings River
10:00am – 6:00pm	Event Information Open	Town Square, Horton Street
10:00am – 6:00pm	Official IRONMAN Merchandise Store Open	Town Square, Horton Street
10:00am – 6:00pm	Sport & Lifestyle Expo Open	Town Square, Horton Street
10:00am – 6:00pm	Athlete Check-In Open (Must be pre-booked)	Mezzanine Floor, Glasshouse, Port Macquarie
10:00am – 6:00pm	IRONKIDS Port Macquarie Check-In Open	Event Information, Town Square, Horton Street
2:00pm – 3:30pm	Legends Function *Invite Only*	Northpoint Apartments
2:45pm	Pro Athlete Briefing (Professional Athletes Only)	Rydges Hotel Port Macquarie
4:30pm	IRONMAN Australia Official Opening & Live Race Briefing	IRONMAN Finish Line, Town Green

EVENT SCHEDULE



SATURDAY 4 MAY 2024

Time	Event	Location
6:30am – 8:30am	Practice Swim	Westport Park Boat Ramp, Hastings River
8:00am – 8:45am	IRONKIDS Port Macquarie Check-In Open	Event Information, Town Square, Horton Street
9:00am	IRONKIDS Port Macquarie Race Start	Town Square, Horton Street
9:00am – 4:00pm	Event Information Open	Town Square, Horton Street
9:00am – 4:00pm	Official IRONMAN Merchandise Store Open	Town Square, Horton Street
9:00am – 4:00pm	Sport & Lifestyle Expo Open	Town Square, Horton Street
9:30am	IRONKIDS Random Prize Draw	IRONMAN Finish Line, Town Green
10:00am – 3:00pm	Athlete Check-In Open (Must be pre-booked Note: Last chance to Check-In – you must Check-In by 3:00pm TODAY)	Mezzanine Floor, Glasshouse, Port Macquarie
10:00am – 4:00pm	Compulsory Bike Racking (Must be pre-booked)	Transition, Westport Park
10:00am – 4:00pm	Event Information Open	Transition, Westport Park
12:00pm	IRONMAN 70.3 Port Macquarie Transition Tour	Transition, Westport Park
2:00pm	IRONMAN 70.3 Port Macquarie Transition Tour	Transition, Westport Park
3:30pm	IRONMAN 70.3 Port Macquarie Transition Tour	Transition, Westport Park

EVENT SCHEDULE



SUNDAY 5 MAY 2024		
Time	Event	Location
4:45am – 6:00am	Transition Open & Compulsory Helmet Check – IRONMAN 70.3 Port Macquarie Athletes	Transition, Westport Park
4:45am – 6:15am	Street Gear Bag Drop Off – IRONMAN Australia Athletes	Northern End of Transition
4:45am – 5:30pm	Transition Event Information Open	Transition, Westport Park
6:22am	IRONMAN 70.3 Port Macquarie Physically Challenged/ Intellectual Disability Open Race Start	Westport Park Boat Ramp, Hastings River
6:23am	IRONMAN 70.3 Port Macquarie Age Group Rolling Start	Westport Park Boat Ramp, Hastings River
9:00am – 11:00pm	Town Square Event Information Open	Town Square, Horton Street
9:00am – 5:00pm	Official IRONMAN Merchandise Store Open	Town Square, Horton Street
9:00am – 5:00pm	Sport & Lifestyle Expo Open	Town Square, Horton Street
9:00am – 12:35am	Street Gear Bag Area Open	IRONMAN Finish Line, Town Green
10:36am	First IRONMAN 70.3 Port Macquarie Finisher Expected	IRONMAN Finish Line, Town Green
12:30pm – 5:30pm	Compulsory Bike Collection – IRONMAN 70.3 Port Macquarie Athletes	Transition, Westport Park
Approx: 3:19pm	First IRONMAN Australia Male Finisher Expected	IRONMAN Finish Line, Town Green
Approx: 4:25pm	First IRONMAN Australia Female Finisher Expected	IRONMAN Finish Line, Town Green
4:30pm	IRONMAN 70.3 Port Macquarie Athlete Presentations	Glasshouse, Port Macquarie
5:00pm	2024 VinFast IRONMAN 70.3 World Championship Roll Down Ceremony	Glasshouse, Port Macquarie
12:35am	Expected Last Finisher/ Race Closes	IRONMAN Finish Line, Town Green



A sophisticated 3 row eSUV
with a sustainable soul



DESIGNED FOR
ULTIMATE PERFORMANCE
WITH PRO ATHLETES



INNOVATION
PERFORMANCE

EKOI.COM

ATHLETE CHECK LIST



PRE EVENT

- Book/confirm accommodation & flights (if applicable).
- Ensure event registration is confirmed (check for confirmation email).
- Familiarise yourself with Event Schedule (know all check-in/drop off times).
- Pre-book massage (see pages 25-26).
- Pack photo ID in your luggage.
- Familiarise yourself with the course - it is your responsibility to know this on race day.
- Check Athlete List on event app. **Note:** Event app will be updated 5 weeks prior to event and then again at close of Check-In prior to race day. If any details are wrong contact us via Australia@ironman.com

ONCE I ARRIVE (PRE RACE)

- Familiarise yourself with the event venue and key areas (Check-In, bike racking, swim start, finish line, presentations & WC Roll Down).
- Familiarise yourself with any [road closures](#).
- Check-In and collect race kit.
- Rack bike
- Attend official practice swim during designated times.
- Pack items for race day.
- Teams – Familiarise yourself with team transition entry point.
- Teams – Familiarise yourself with the teams meeting point so you can cross the finish line together as a team.

RACE DAY

- Ensure you have all items for your race including, helmet, timing chip & wetsuit/trisuit.
- Enter Transition and place all your items you require for the bike and run leg neatly next to your bike. Complete any last-minute checks & drop off bike pump (if relevant).
- Drop off street gear bag (if relevant).
- Start the race - be at the start line at least 15 minutes prior.
- Finish the race.
- Collect your medal & finisher towel.
- Recover.
- Collect your items –street gear bag, bike pump, bike.

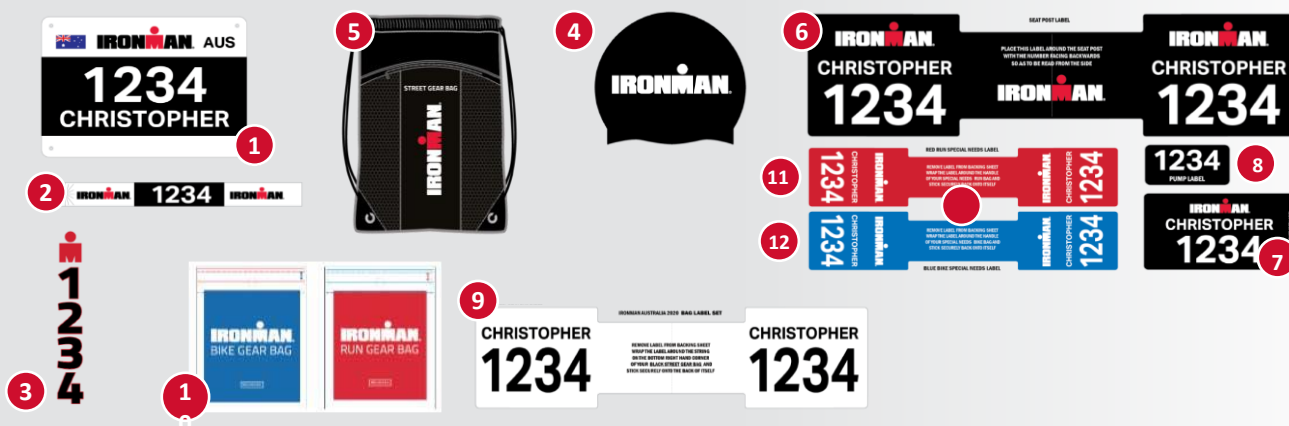
POST RACE

- Have your medal engraved at the Official IRONMAN Merchandise Tent.
- Attend World Championship Roll Down, presentations.
- Upload your #medalmonday photo on your social media.

WORLD CHAMPIONSHIP QUALIFYING ROLL DOWN

- Bring photo ID.
- Bring your physical credit card (no Apple Pay etc accepted). See page 53
- Bring friends and family to celebrate.

RACE KIT



RACE KIT COLOURS
Red– Age Group Athletes
Light Red – Relay Teams

1. RACE BIB NUMBER

Worn on the front and attach with race belt (supplied by Athlete) or safety pins (available at Event Information). Do not fold or alter race bib number

2. ATHLETE WRISTBAND

Secured at Athlete Check-In and must be worn at all times until after Presentations. The IRONMAN Group will not allow access into Athlete restricted areas without Athletes wearing their wristband.

NO WRISTBAND = NO ACCESS.

3. TATTOOS

Number Tattoo: Place on right bicep.

Application: Apply by peeling the clear film off, placing the tattoo face-down on your right arm, firmly pressing the paper side with a damp cloth or sponge, holding for 60 seconds and gently peel back the paper..

Tattoos are compulsory to wear. In the case your tattoo becomes faulty please see the Event Information Staff who will be able to assist by writing your number/letter on with a permanent marker.

4. SWIM CAP

Provided ROKA swim cap, must be worn during swim leg. If wearing another cap, the official cap must be worn on top. Swim caps are Latex.

5. STREET GEAR BAG

Place items required for post race (collected in the recovery area). Drop off race morning. Must use bag supplied.

6. BIKE SEAT POST STICKER

Place this sticker around the seat post with the number facing backwards to be read from the side. Attach prior to bike racking.

7. HELMET STICKER

Place sticker on front of helmet. Attach prior to helmet check on race day.

8. BIKE PUMP STICKER

Place sticker on bike pump prior to drop off on race day.

9. STREET GEAR BAG STICKER

Remove sticker from backing sheet wrap the label around the string on the bottom right hand corner of your street gear bag and stick securely onto the back of itself.

RELAY TEAM INFORMATION



Please note the below information relates to the Relay Teams and outlines specific team details and difference to the individual race.

Relay Teams you must still read the complete AIG for all relevant information but please note the team information below.

RACE KIT

Please refer to page 21 to see all inclusions in your race kit.

Please note the team differences:

- Race Bib Number – This is worn by the runner
- Athlete Wristband – each team member will receive their own wristband during Check-In
- Street Gear Bag - each team member will receive their own Bag

Tattoos:

- Number Tattoo – worn by runner

CHECK IN

Each team member will be required to attend Check-In during specified times. The first team member to attend Check-In will receive the Race Kit. It is then the responsibility of the team member to distribute the race kit to the other team member/s.

It is recommended where possible, all Relay Teams check-in together.

TRANSITION

The change over between team members will occur at the bike position. Team members will meet at the bike racking position and exchange the timing chip. Your timing chip is your relay baton.

It is recommended all team members attend Transition either during racking or pre-race to ensure you are aware of your position and transition flow.

During the race, team members will enter through the Teams Entry and find their bike position to meet their racing team member.

Team change overs are self-managed and it is up to Relay Teams to ensure they know when they must be at the meeting point.

SWIM START

Rolling Wave Start: Team swimmers will sort themselves into the correct start group based on their swim start time within their category.

FINISH LINE

Relay Teams are permitted to cross the finish line together, if they wish. The entry point will be identified by a sign 'Relay Teams Meeting Point' at the top of the finish line chute.

If the runner only proceeds down the finish line, they will be required to collect the Team Members towel & medal.

JESSE THOMAS
2x IRONMAN CHAMPION

RŌKA

UPGRADE YOUR EYEWEAR

ULTRA-PREMIUM OPTICS. ZERO SLIP.
INSANELY LIGHTWEIGHT.

GEKO

Patented Fit &
Retention System

C³

C3™ Unmatched Optics
& Premium Lens Coatings



Ultra-Lightweight
Materials

VIPER TRISUIT,
A WORLD CHAMPION TRISUIT



Santini

WWW.SANTINICYCLING.COM

PRE RACE INFORMATION



VENUE



ATHLETE CHECK-IN

See pages 15-18 for time and location.

All packs will need to be collected during Athlete Check-In opening hours. **Please note, no packs will be posted out prior to the event.**

What you will need to bring:

- Photo ID (driver's licence or passport).

Who can collect?:

Only the person registered can pick up their race kit at Check-In. Please note that it is not permitted for someone else to compete under your name or for you to compete under someone else's name. This will result in suspension from your State Triathlon Association and banning both parties from future IRONMAN Oceania/Multisport Triathlon Races.

Athlete Gift Collection

You will be able to pick up your Athlete Gift (T-Shirt) and Street Gear Bag from the Athlete Gift tent at Town Square, across the road from the Glasshouse. Please note you will need to have checked in first and be wearing your wristband before collecting your Athlete Gift and other items.

PRE RACE INFORMATION



MASSAGE

Massage will be available for athletes post event in recovery.

For any pre or post race massage, please refer to our Massage Services Directory to find and book in with a local massage therapist, on our [website here](#).

BIKE MECHANICS

From Thursday May 2nd to Saturday May 4th bike mechanics from Hunter Valley Bicycle Centre will be available to offer minor mechanic services. This is a paid service.

A limited 'emergency service' will be available on race morning at transition for all athletes.

See Bike Course information on page 48 for on course support.

FINAL LIVE RACE BRIEFING

The Final Race Briefing will be held live and in-person on Friday afternoon when the Official Event Opening is on. This is your opportunity to ask any last-minute questions, find out more about the course, event history and hear from our team. It's a great opportunity for both seasoned triathletes or first timers.

View the Event Schedule (pages 15-18) for times and location.

PRE RACE TRAINING

Ensure you are always aware of and obey the town/state road rules. We highly recommend always training with at least one other person. Roads will remain open until race day; therefore we ask you to be cautious at all times and courteous to the local community.

Swim: Always swim in safe conditions and be mindful of vessels if swimming in the Hastings River.

Bike: Remember to obey the road rules and do not ride two abreast on narrow road sections. Be courteous to motorists. Wearing your helmet whilst cycling is compulsory in Australia and Police can issue on-the-spot fines for breach of this law. Lock your bike whenever you leave it (unless it's during bike racking).

Run: Run on footpaths where possible and do not run more than two abreast.

PARKING

Parking will be on surrounding local streets (please ensure that you are aware of the any parking restrictions and [changed traffic conditions](#)).

CHANGED TRAFFIC CONDITIONS

Please take time to make yourself aware of all changed traffic conditions for yourself and all athletes on race day.



Take your racing experience to the next level with Enhanced Athlete Event Experiences powered by NIRVANA

Curated to meet the needs of IRONMAN athletes, enjoy a range of enhanced services such as priority check-in, dedicated bike maintenance, bike and bag return to your hotel post-race and much more.

- Dedicated line for bib package collection
- Low bib number
- Priority bike racking
- Early Access to IRONMAN store before public opening
- Dedicated morning bag drop off
- 24/7 access to a NIRVANA Athlete Manager on site
- Medal engraving
- Bike service from NIRVANA throughout Event Week (excluding parts)
- Priority Lane bike drop
- Race site familiarisation tour and Q&A with IRONMAN ambassador
- Access to dedicated NIRVANA bike mechanics in transition pre-race
- Pre-event access to dedicated Nirvana Athlete Service Manager
- Pre-event Group Video Call with Race Director
- Fast Track to Swim Start
- Convenient Drop of Street Gear at Swim
- Start Hosted bike and bag drop off
- Access to Athlete VIP Shuttle (NIRVANA transport from hotel to event site)
- Delivery of bike and bags from transition to hotel

CONTACT US

To hear more about how Nirvana can enhance your IRONMAN experience and best prepare you for your race, email the team:

contactus@nirvanasportstravel.com

nirvanasportstravel.com





BECOME AN IRONMAN ALL WORLD ATHLETE

DEDICATION. PERFORMANCE. GLOBAL PRESTIGE.
EARN YOUR PLACE AMONG THE ELITE.



The All World Athlete (AWA) program rewards age-group athletes for their hard work, dedication, and performance across IRONMAN and IRONMAN 70.3 events each year.

Are you ready to take your triathlon journey to new heights? Unleash your full potential and claim your place among the elite as an IRONMAN All World Athlete.



GLOBAL RECOGNITION



EXCLUSIVE BENEFITS



COMPETITIVE RANKING



INSPIRING COMMUNITY

VIEW BENEFITS AND LEARN MORE AT: [HTTPS://WWW.IRONMAN.COM/ALL-WORLD-ATHLETE](https://www.ironman.com/all-world-athlete)



LEARN MORE

BAG DROP / COLLECTION



STREET GEAR BAG

Your street gear bag consists of any clothes you require post-race and is collected at Recovery. The bag provided to you during Athlete Check-In must be used as your street gear bag. No other bag will be accepted. Please ensure that you have the gear bag sticker (located in your race kit) clearly stuck to the bottom of the handle.

Examples Include:

- Warm clothing (jumper, tracksuit pants)
- Different footwear

Please refrain from placing any valuables in your bag where possible.

View pages 11-12 for times and locations.

BAG	DROP OFF LOCATION	POST RACE COLLECTION
STREET GEAR BAG	When: Sunday 5 May 4:45am – 6:15am Location: Drop into street gear bag truck (Westport Park)	When: Sunday 5 May Location: Collect immediately post-race from recovery area <i>There is no access after exiting recovery.</i>
BIKE PUMP	When: Sunday 5 May 4:45am – 6:15am Location: Drop at designated area within the Transition area (Westport Park)	When: Sunday 5 May 12:30pm – 5:30pm Location: From the earlier drop location within the Transition area (Westport Park)

PURE
SPORTS NUTRITION



RACE FUEL

ELECTROLYTE DRINK MIX

90 GRAMS CARBS

P E R F O R M A N C E +



Don't try this on race day*



* A bold statement from the brand that wants to sell you the product, sure. But getting used to nutrition is one thing many athletes don't prioritize in training. Some even risk it all by trying new products on race day. So, use whatever you've trained with or get used to what you're getting on-course. In this case the GEL 100 and GEL 100 CAF 100.

maurten.com/ironman

V 4 . 0



S O C K S



R A C I N G



P R O



PRO RACING SOCKS V4.0



VENTILATION



PROTECTION



SUPPORT



UNLOCK YOUR FULL POTENTIAL*

*LIBÈRE TOUT TON POTENTIEL



2022 GLOBAL SERIES
OFFICIAL COMPRESSION PARTNER

www.compressport.com



PRE-RACE

TRANSITION TOURS

Tours will be held by Toby Coote take approximately 30 minutes. The tour will include:

- Flow of Transition
- Change Tent Functionality
- Entry/Exit points
- Suggested Setup
- Opportunity for Q&A

View the Event Schedule (pages 15-17) for times and location.

BIKE RACKING

View the Event Schedule (pages 15-17) for times and location.

Prior to entry:

- Attend Athlete Check-In
- Secure Bike Seat Post Sticker

Bike checks:

- Conducted by AusTriathlon upon entry.
- You, the athlete are responsible for your bike being in safe working order.
- Inspectors will be checking for such thing as:
 - End plugs on handle bars
 - Tyres in reasonable condition
 - Stripped cabling
 - At least one water bottle cage
 - Brakes in working order
 - Compliance with IRONMAN Rules.

How to rack your bike:

Rack your bike by the handlebars. On race morning you may change your bike to be racked by the seat, front wheel facing outward from the rack.

Covers:

No full bike covers will be allowed for overnight racking. These will be removed and can be collected at Information (lost & found).

Note: *No helmets are to be left overnight as a compulsory Helmet Check is conducted on Race Morning.*

Timing chips

Pick up: Upon exit during bike racking/on exit of Athlete Check-In.

Hot tip: Place the timing chip somewhere safe after collection, eg with your helmet.

Drop off: Timing chips will be collected after the finish arch and prior to entering recovery.

Lost during race: If you lose your timing chip during the race, inform Event Staff within transition, so that timing providers can do their best to replace the chip.

Drop out: If you do not start the race or pull out of the race, please return the timing chip to a drop out clerk located at Information or if unable to reach this location to an Event Staff member. Where possible only hand to an official Event Staff member not a volunteer.

Lost timing chips: If your Timing Chip is not returned or is lost, you will be charged \$150AUD for a replacement.

TRANSITION



RACE DAY

HELMET CHECK

AusTriathlon officials will be conducting compulsory helmet checks as you enter the Transition area. Please ensure you have your helmet on and secured (with your helmet sticker on the front of your helmet) prior to entering Transition.

You will need to place your helmet on your bike or on the ground beside bike.

Competitors are responsible for ensuring that their bike helmet is in a safe working order, prior to presenting at Transition. See [IRONMAN Rules](#).

BIKE PUMPS

Bike pump drop off will be available on race morning within Transition and can be collected post event during bike collection. Please ensure your bike pump is labelled using the sticker within your race kit.

All bike pumps which aren't collected during bike collection times will be donated.

Gear Set up

All items required for your bike and run legs will be set up on race morning at your bike. There are no transition bags provided or to be used for this event. Please note no bags/tubs are to be used or left in transition and all bags will be removed if left.

Gear may include:

Bike shoes (or on bike)	Running shoes (compulsory)
Sunglasses	Race bib number (compulsory)
Socks	Sunglasses
Change of clothes	Hat/visor
Nutrition and fluids (or on bike)	Socks
Towel	Change of clothes
	Nutrition and fluids

POST RACE

BIKE COLLECTION

View the Event Schedule on pages 15-17 for collection times. Ensure you are aware of the closing time as, after this time Transition will become unsecure.

When collecting your bike, please ensure all bike pumps are collected at the same time.



BREW WITHOUT COMPROMISE™



AWARD-WINNING • GREAT TASTE • VEGAN-FRIENDLY



@ATHLETICBREWING | ATHLETICBREWING.COM



H Hyperice

IRONMAN
GLOBAL SERIES

OFFICIAL RECOVERY TECHNOLOGY

AID STATIONS



PRE SWIM

- Glasses drop table (collection at swim exit)
- Water

TRANSITION AID STATION (Swim to Bike & Bike to Run)

Will Offer:

- Water
- PURE Electrolyte Hydration – Superfruits flavour
- Vaseline
- Sunblock
- Toilets

BIKE AID STATIONS

In Australia we ride on the left-hand side of the road and aid station and take-ups will normally be with the left hand.

Aid Station Locations:

The Bike Course has 2 aid stations located approximately 20km apart.

- B1 – 12km/56km, Port Macquarie Golf Course – Outbound
- B2 – 36.2/80.2km, Matthew Flinders Drive - Inbound

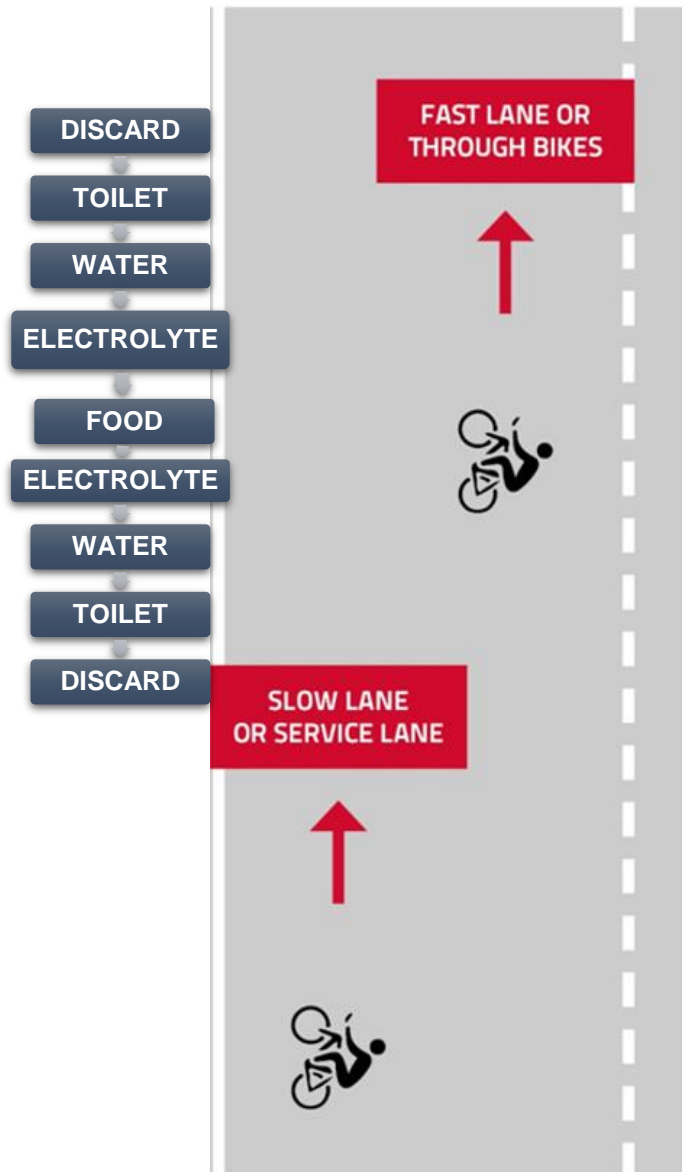
Will offer:

- Water
- PURE Electrolyte Hydration – Superfruits flavour
- Maurten Energy Gels 100 – Caffeinated & Non-Caffeinated
- Maurten Solid 160 Bars
- Vaseline
- Sunscreen
- Insect repellent
- Toilets

Process:

Slow down when entering a bike aid station, don't stop! If you do not require any product from a bike aid station please stay to the right of the roadway. There will be signs along the aid station listing what is on offer. Volunteers will be also calling out what they are offering. Please politely advise the by calling out as per your needs.

AID STATION LAYOUT



AID STATIONS



RUN AID STATIONS

The Run Course has 4 aid stations located approximately 2km apart.

- R1 – 0.8/4.6/10.7/14.5/20.6km, Short St Carpark – Double Sided
- R2 – 3.1/13km, Town Beach
- R3 – 5.3/15.2km, Kooloonbung Creek
- R4 – 7.8/8.8/17.6/18.7km, Park Street – Double Sided

R1 & R4 Will offer:

- Water
- PURE Electrolyte Hydration – Lemon flavour
- Maurten Energy Gels 100 – Caffeinated & Non-Caffeinated
- Maurten Solid 160 Bars
- Cola
- Bananas
- Lollies
- Anzac Biscuits
- Pretzels
- Vaseline (situated in toilets)
- Ice
- Sunscreen
- Insect Repellent
- Toilets

R2 & R3 Will offer:

- Water
- PURE Electrolyte Hydration – Lemon flavour
- Maurten Energy 100 Gels – Caffeinated & Non-Caffeinated
- Maurten Solid 160 Bars
- Cola
- Vaseline (situated in toilets)
- Ice
- Sunscreen
- Insect Repellent
- Toilets

Process:

Keep left when approaching a run aid station, don't stop! If you do not require any product from a run aid station please stay to the right of the roadway. There will be signs along the aid station listing what is on offer. Volunteers will be also calling out what they are offering. Please politely advise the by calling out as per your needs.

DISCARD DROP ZONES

Please discard any unwanted items post the discard zone start sign and pre the discard zone finish sign. Anything discarded outside this area will be penalised.

AID STATION LAYOUT





DISCOVER THE
BREITLING ENDURANCE
PRO IRONMAN
COLLECTION.

 BREITLING



Visit: www.ironmanstore.com



Explore the world with unrivalled elegance

Wherever you go in the world, one airline goes further to make it feel unforgettable. Fly with the World's Best Airline and experience the exceptional.

qatarairways.com



GOING PLACES TOGETHER

RACE DAY INFORMATION



CUT OFF TIMES

Both cumulative and intermediate cut off times for the swim, bike and run will be based on an individual's swim start time. Below cut off times provide absolute cut off locations and time of day based on the predicted last starter at time of publishing this document. These times will be adjusted and enforced per individual by the Race Director on race day.

Swim – 1 hour 10mins from athlete's individual start time

- 1hr 10min - Swim Finish timing point – 1.9km

Bike – 5 hours 30mins from athlete's individual start time

- 5hrs 30min, Bike Finish timing point – 90km

Run – 8 hours 30mins from athlete's individual start time

- 8hrs 30min, Finish Line – 21.1km

Should an athlete fail to meet their individual race leg cut off time, they will be listed as not classified (NC) and not be ineligible for any awards or world championship slots. Should an athlete fail to meet the course closure times (based on the final athlete in the water), they will be listed as a DNF.

In addition to the above cut off times, athletes may be cut-off at any time based on the Race Director's discretion and judgement. Reasons for this may include, but are not limited to; medical, contingency, logistical and/or race rule violations.

In the situation of one or more legs (swim, bike, run) being modified under contingency scenarios, the Race Director also reserves the right to announce new cut off times.

CONTINGENCY PLAN

If/when the contingency plan needs to be implemented you will be notified by the Race Director. This will be communicated by the event app or by the commentators.

RACE DAY SERVICES

Medical

A first aid provider will be engaged to provide first aid at all events operated by The IRONMAN Group.

First aid will be positioned in a variety of locations. Athletes are responsible for any costs incurred as a result of a medical incident. This includes, but is not limited to, ambulance transfers, hospital stays and/or specialist treatment. It is therefore strongly advised that all athletes hold adequate personal insurance. Australian residents are recommended to hold valid private health insurance (inclusive of ambulance cover) whilst international athletes are strongly advised to have adequate travel or personal insurance that will provide coverage for participation in an IRONMAN Group event. Athletes are responsible for understanding the terms and conditions of insurances held.

SAG wagon

The SAG Wagon will collect athletes who are unable to complete the event or are unable to finish within the course cut-off time. Collected athletes will be transported back to the event venue.

Should you require a SAG Wagon at any time, please wave down a motorbike official and they will contact IRONMAN for SAG Wagon deployment. Alternatively, advise volunteers at the Nearest aid station.

Please Note: delays in SAG Wagon transport are expected. To assist with a prompt response, please do not move from your reported location once a SAG Wagon has been requested as this could affect their ability to locate and transport you.

RACE DAY INFORMATION



FINISH LINE PHOTO

Sportograf is the official event photographer.

How to Get your Best Photos:

Ensure your helmet sticker is visible on the FRONT of your bike helmet.

- Keep your race bib number visible on the FRONT of your body during the run and whilst entering the finish line.
- Smile and celebrate when you cross the finish line! Don't worry about touching your watch, the timing company will ensure an accurate record of your achievement.
- Smile and have your photo taken with your finisher medal and towel at the photo wall available within recovery.

Your personal race photos will be available within 24-48hrs after the race at www.sportograf.com.

RECOVERY PROCESS & AREA

After passing the finish line arch, volunteers will present you with your finisher's medal and towel.

You will then follow the recovery process and have the below available to you:

- Timing chip removal
- Street gear bag collection
- Recovery food/drink
- Massage
- Medical support (if required)
- Official finisher photo by Sportograf

Important: Before exiting to see your family and friends, please ensure all relevant nutrition and personal items have been collected. There is a NO RE-ENTRY policy so make sure you are comfortable before you exit.

THE POST FINISH RECOVERY AREA WILL OFFER:

- Water
- PURE Electrolyte Hydration – Superfruits flavour
- Soft drinks
- Ice cream & fruit salad
- Banana and watermelon

POST RACE

RESULTS

Results can be viewed at the following locations:

- [IRONMAN Oceania App](#)
- [Event website](#)
- Finishers Certificate – www.multisportaustralia.com.au

No access to online services? Visit our Event Information who can assist.

MEDAL ENGRAVING

Medal engraving is available at the Official IRONMAN Merchandise store. View the Event Schedule (pages 15-17) for times and location. The process takes anywhere from 5 to 25 minutes. Please note all medals must be dropped off and collected at the Official IRONMAN Merchandise Store. No medals will be posted.

LOST PROPERTY

Any Lost Property that is handed in will be taken to Event Information. You can lodge your own lost items [here](#).

Please note: No responsibility or liability is taken by IRONMAN for lost items.

After the conclusion of the event, please contact Australia@ironman.com to locate any missing items and schedule returns. Shipping fees will apply. All unclaimed Lost Property items will be donated or disposed of after 40 days.



NEVER. LOSE. FOCUS.

ELEMNT RIVAL Multisport Watch keeps your focus locked on your performance, not your equipment. Unique multisport features like Touchless Transition, Multisport Handover, and Perfect View Zoom create a seamless performance advantage.

ELEMNT RIVAL

wahoo



ROKA

MAVERICK X2

THE WORLD'S FASTEST WETSUIT

"I genuinely have ZERO shoulder discomfort! For the first time ever I am more comfortable swimming in a wetsuit than out of it."

- Paul, Seattle, WA

PATENTED

PROTECTED BY DOMESTIC AND
INTERNATIONAL PATENTS WITH
ADDITIONAL PATENTS PENDING

LUCY CHARLES-BARCLAY
FASTEST IRONMAN
SWIMMER ON THE PLANET

ROKA

SWIM COURSE 1.9km



Cut off – 1 hour 10mins from athlete's individual start time

WARM UP SWIM

Age Group Athletes: There is no warm-up swim for Age Group Athletes.

PHYSICALLY CHALLENGED & INTELLECTUAL DISABILITY (PC/ID) OPEN SWIM START

PC/ID Open will be communicated to by the Race Director of their start time and process.

If you are a PC/ID Open athlete and require support, please contact us at Australia@ironman.com

ROLLING START

View the Event Schedule (pages 15-17) for start times.

For Age Group Athletes, the race start will be a Rolling Swim Start. Athletes are to self-seed themselves into Start Zones prior to race start.

Four different Start Zones are available, depending on an athlete's expected swim time:

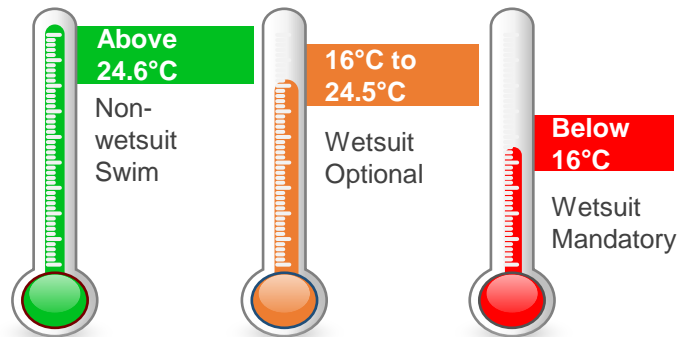
- Zone 1. Under 33 minutes
- Zone 2. Between 33 - 37 minutes
- Zone 3. Between 37 – 41 minutes
- Zone 4. Over 41 minutes

Zone signage displayed within the Swim Start area. To access the Start Zones, athletes will need to follow the directional signage and instructions of Event Staff.

At the official start time, the Rolling Start will begin with athletes being released in intervals across the start line and timing mat.

As you cross the start, your timing chip will activate, and your individual time will start. The rolling start will continue from Zone 1 to Zone 4 until all athletes have crossed the timing mat and begun the race.

WETSUIT RULING



Wetsuits will be optional if the water temperature is up to and including 24.5 degrees Celsius and mandatory if the water temperature is below 16 degrees Celsius. See Race Rules on pages 8-9 for more information. A provisional wetsuit ruling will be posted at Athlete Check-In and Event Information on Saturday from 10am. The official wetsuit ruling will be announced race morning by the commentary team. As was the case at last year's event, there is a chance that cooler air & water temperatures could mean a lower adjusted water temperature resulting in a Wetsuit Mandatory swim.

Please be prepared for a mandatory wetsuit swim ruling. This is a safety measure; if you are not in a wetsuit on Race Day, you cannot start your race. A final water temperature reading will be taken on race morning and the wetsuit ruling will be communicated on social media, app notification, at transition and at swim start.

It is recommended you travel prepared and bring a wetsuit just in case. You can buy one from a local retailer or from our onsite IRONMAN merchandise store.

Professional athlete wetsuit ruling will vary – see [IRONMAN Race Rules](#).

GLASSES DROP/COLLECTION

A glasses drop & collection point will be available at the swim start/swim exit. Please ensure your glasses are labeled with your race number prior to drop off. Where possible drop your glasses at the swim exit collection point. If unable to, a drop off point will be available at swim start.

ROKA SWIM COURSE 1.9km



SWIM SAFETY

Water safety personnel and craft will be located on the water during the swim. They will have relevant equipment and are there to support you should you require.

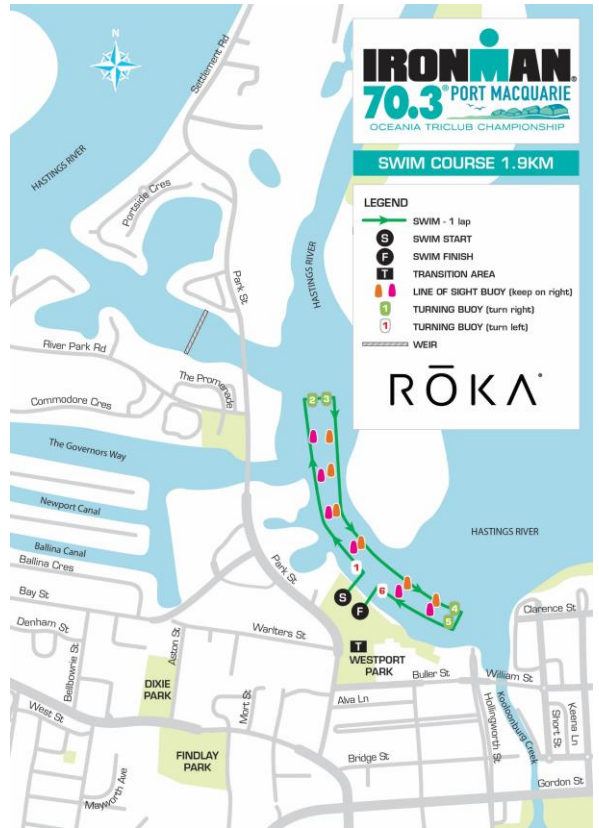
At any time, should you require the assistance of water safety, please raise one arm into the air and they will come to your aid. Should at any point in time you decide to abandon the swim, you will be taken to one of the swim extraction points. At this point in time, if required, you will be checked over by medical and your timing band removed. If your timing band has been removed, do not attempt to re-enter the race.

SWIM CAPS

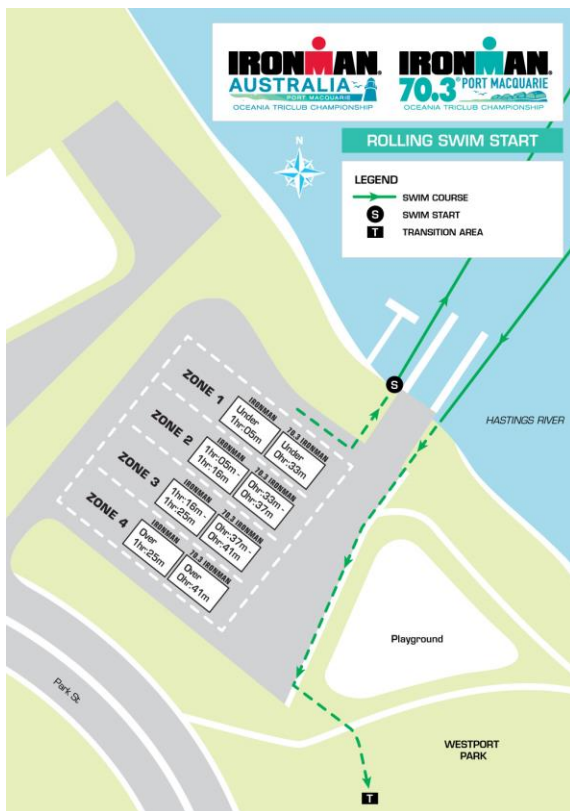
All ROKA swim caps provided will be latex based. In the case you are allergic, please contact us at Australia@ironman.com

[Click here](#) to view Age Group swim cap colours.

COURSE MAP



The first leg of your IRONMAN 70.3 Port Macquarie journey will take place in the calm and protected waters of the Hastings River as you tackle the 1.9km ROKA swim. This single lap course will start at Westport Park and head North. Remember to have the buoys on your right-hand side, except for the yellow turning buoys which will be on your left side. The swim exit will be back where you started at Westport Park as you head into T1.



FULGAZ

IRONMAN
GLOBAL SERIES

2024 OFFICIAL VIRTUAL CYCLING PLATFORM

CONQUER THE BIKE COURSE ON RACE DAY



Discover the ultimate training companion with FulGaz! Access over 100 official IRONMAN and IRONMAN 70.3 bike courses for race preparation, workout integrations and triathlete support communities, all from the comfort of your home.

Real roads and real results, putting you a step ahead of your competitors!



"FulGaz has revolutionized my training approach for IRONMAN bike courses. It allows me to rehearse the entire course, mentally prepare for what's ahead and feel the real course inclines and descents. I'm using the platform for motivation, to build bike strength and to know the courses I'm racing on, such as the IRONMAN World Championships in Nice."

- Nikki Bartlett, Professional Triathlete

GET STARTED TODAY WITH A FREE TRIAL

fulgaz.com

FULGAZ

BIKE COURSE 90km



Cut off – 5 hours 30mins from athlete's individual start time

TRAFFIC

Event and personnel vehicles/motorbikes will be out on course during the event.

Please be aware of any physically challenged or intellectually disabled athletes that are on the course for the safety of all.

WHEELCHAIRS & HANDCYCLES

To ensure all athletes are safe and enjoy the event experience, all athletes must follow the below guidelines:

For all athletes

- Keep to the left of the course to allow athletes to pass on the right.
- As this event has a designated wheelchair/handcycle category, please be aware of your surroundings and listen out for handcycles/wheelchairs passing.
- Be courteous to your fellow participants at all times.
- Follow instructions given from race officials, volunteers, Police and traffic management at all times.
- Please familiarise yourself with and follow the race rules, which can be found [here](#)

Additional requirements for athletes participating in a wheelchair/ handcycle

- Only pass other athletes where safe to do so.
- When passing other athletes, notify via bell or verbal warning that you are passing on the right

COURSE MAP



After exiting transition, you will head out onto the bike course via Clarence Street and hit a few rolling hills along Ocean Drive. You will take in the sweeping ocean views and enjoy a picturesque loop down to the Tacking Point Lighthouse before continuing south towards the turnaround in Lake Cathie. You will then return north and tackle the infamous Matthew Flinders Drive climb for the first time before turning for your 2nd lap back in Port Macquarie, and doing it all (including Matthew Flinders) one more time. After your 2nd lap is complete, head back into transition at Westport Park.

**FAST IN.
FASTER
OUT.**



CIELO X1

Our highest energy
return shoe is here

HOKA

HOKA RUN COURSE 21.1km



Cut off – 8 hours and 30 minutes from athlete's individual start time

WHEELCHAIRS & HANDCYCLES

To ensure all athletes are safe and enjoy the event experience, all athletes must follow the below guidelines:

For all athletes

- Keep to the left of the course to allow athletes to pass on the right.
- As this event has a designated wheelchair/handcycle category, please be aware of your surroundings and listen out for handcycles/wheelchairs passing.
- Be courteous to your fellow participants at all times.
- Follow instructions given from race officials, volunteers, Police and traffic management at all times.
- Please familiarise yourself with and follow the race rules, which can be found [here](#)

Additional requirements for athletes participating in a wheelchair/ handcycle

- Only pass other athletes where safe to do so.
- When passing other athletes, notify via bell or verbal warning that you are passing on the right.

COURSE MAP



Your stunning two-lap HOKA run course will start by heading East. You will pass the finish line before heading towards Town Beach and then running back down the iconic breakwall where you will experience the cheers and support from locals, loved ones, and TriClubbers. You will then head South down the brand new path alongside the gently flowing Kooloonbung Creek turning around in the green shady park and passing the giant Goanna. Once you pass across the front of Westport Park, you will start to head North to the turnaround at the start of Settlement Point Road. Make sure you don't go past the IRONMAN 70.3 Port Macquarie run turn which is just short of the IRONMAN Australia turn. Then, head back the way you came to complete your first of two laps. On the second lap, get ready to bring it home as you approach the famous red carpet at the Town Green for an electric finish.



ALWAYS REMEMBER YOUR RACE
get your personal pictures on **SPORTOGRAF.COM**



F O T O
S P O R T O G R A F . C O M
F L A T

PRESENTATIONS



PRESENTATIONS & AFTER PARTY

View the Event Schedule (pages 15-17) for time and location.

- Age Group - each age group will be awarded 1st- 3rd place trophies.
- Relay Teams – each category will be awarded 1st – 3rd place trophies.
- Michael Atkins Award

TRICLUB AWARDS

Regional IRONMAN TriClub Championship events are the pinnacle of the program. All clubs registered with IRONMAN have the chance to compete for the ultimate prize – being crowned Oceania's TriClub Champion!

The TriClub Awards combine the efforts of your TriClub members at both IRONMAN 70.3 Port Macquarie and IRONMAN Australia.

Podium results are determined by the top 5 individual athletes with the most Athlete Group Ranking (AGR) points from each club. The top 5 athlete's points will be added together in both IRONMAN 70.3 and IRONMAN to create the club total. Trophies and prize money will be awarded to the top three clubs in each division.

Oceania TriClub Championship prizes (in each division):

- 1st place: Trophy + \$700 gift card
- 2nd place: Trophy + \$350 gift card
- 3rd place: Trophy + \$150 gift card



— MORE THAN JUST MEDALS —
YOUR SOURCE FOR AWARDS, APPAREL & PROMOTIONAL PRODUCTS



The Official Medal Supplier of IRONMAN and the Rock 'n' Roll Running Series

www.AlwaysAdvancing.net | info@alwaysadvancing.net

INNOVATIVE SWEAT
ACTIVATED APPAREL

VIEWSPORT
MOTIVATION REVEALED



www.viewsport.eu

WORLD CHAMPIONSHIP QUALIFICATION (ROLL DOWN)



View the Event Schedule (pages 15-17) for time and location.

Qualifying Slots: 55 Age Group + an additional 15 Women For Tri qualifying slots for the 2024 VinFast IRONMAN 70.3 World Championship, in Taupo, New Zealand held on December 14 2024 for Females and December 15 2024 for Males.

Qualified athletes are required to claim their IRONMAN 70.3 World Championship slot in-person on advertised time and location. Photo ID is required to be presented and payment must be made at this point in time.

Cost: USD\$780 (inclusive of all taxes and processing fees)

Payment:

- Credit card only (no Amex, Diners or cash payment).
- Physical card including full card number, expiry date and cvv must be available (no Apple Pay or digital card accepted).
- Only one card accepted (split payment will not be accepted).

How does the Age Group Slot Allocation Work?

First, a quick note to clarify what we mean below by an “Age Group.” An Age Group is a particular age group *within a particular gender*. For example, “Male 25-29” is one Age Group, and “Female 25-29” is a *different* Age Group.

The Allocation Process:

- **Before Race Day:**
 - Each Age Group with registered athletes is tentatively allocated one slot (each, an “Initially Allocated Slot”).
 - All other slots available for the race (the “Proportionally Allocated Slots”) are not allocated until race day.
- **On Race Day:**
 - If there are no starters in an Age Group, then that Age Group’s Initially

Allocated Slot is removed and pooled with the Proportionally Allocated Slot.

- The Proportionally Allocated Slots are then allocated among all Age Groups (i.e., those having at least one starter) proportionally based on the number of starters in each Age Group. This allocation is done across both the male and female categories.

- **After the Race:**

- **Before Roll Down:**

- If there are no finishers in an Age Group that had one or more starters, then the Initially Allocated Slot for that Age Group is re-allocated, within the same gender, to the Age Group with the highest ratio of starters to slots.

- **During Roll Down:**

- If any slot allocated to an Age Group is unclaimed (after Roll Down for that Age Group is completed), then that unclaimed slot is re-allocated, within the same gender, to the Age Group with the highest ratio of starters to slots.

Other Information

Only Age Group Athletes are eligible to receive Age Group World Championship Qualifying Slots. Athletes holding current Professional or Elite status with any ITU Member National Triathlon Governing Body, WTC’s Pro Membership program or having raced as an elite athlete in any international events during the calendar year, are not eligible for Age Group Slots. Athletes may not at the time of the event, nor at the time of the World Championship event have they qualified for, hold Professional or Elite status.

Any change in an athlete’s status prior to any event participation or a qualified World Championship event must be disclosed to WTC immediately. Failure of the athlete to make such disclosure will be cause for disqualification from such event and may result in sanction from WTC Events.

ADDITIONAL INFORMATION



VOLUNTEERS & LOC

The 2024 IRONMAN 70.3 Port Macquarie event requires the support of over 1500 Volunteers across nearly 2000 roles to deliver the event. Our team of Volunteers at the event will be there to assist, support and motivate you from the start to the finish of your IRONMAN journey.

We encourage you to say THANK YOU to the Volunteers whenever possible! Without the Support of our Volunteers we wouldn't be able to run any of our IRONMAN events.

We would also like to thank the Local Organising Committee (LOC) and the special group of Volunteer Directors for the hard work and dedication to the event.

OFFICIAL EVENT APP

The IRONMAN Oceania App has everything you need to know as an athlete or a spectator.

Available for both iPhone and Android, the app includes live athlete tracking, race leaderboard, race results, course maps and event schedule.

- Update it to get the latest race info.
- Track the athletes live throughout the course, including their time splits.
- Live leaderboard to keep you up front with who's in the lead. And you can filter by age group.
- It's super easy to find and create your own list of your favourite athletes to follow.
- You can receive notifications when the athletes you're following cross key race points.
- Check out the final results post-race.
- Watch live video coverage throughout the day.
- Always know where you are and want to be with interactive maps.
- Event info and clear schedules ensure you know what's going on, where and when.

Get all the race info and updates in your pocket. Download the IRONMAN Oceania App now!



IRONMAN LIVE

A static camera will be available at the finish line from the first finisher to the last.

You can find IRONMAN Live on the top left-hand corner of the webpage > www.ironman.com and the event name will appear. Alternatively, you can visit Event Information onsite if you need assistance.

GET SOCIAL



www.facebook.com/IRONMANAU



www.instagram.com/ironmanoceania

#IM703PortMac #AnythingIsPossible

WOMENFORTRI



WomenForTri's mission is simple: "To identify and diminish primary barriers to entry and mobilize triathlon advocates to encourage and engage female athletes across all distances and representing all athletic abilities." In keeping with this positive and empowering mindset Women For Tri launched [WHY], which is aimed at focusing on what triathlon adds to your life, not any perceived "barriers".

#whywetri is all about highlighting your [WHY] in hopes of getting other women thinking about how triathlon can add to their life too.

ADDITIONAL EVENTS

- [IRONKIDS](#)

If you have any further questions, please don't hesitate to contact us at Australia@ironman.com Our team are here to support you along your IRONMAN journey and we look forward to seeing you at the finish line!

See you soon,
IRONMAN Australia Team

EVENT PARTNERS

