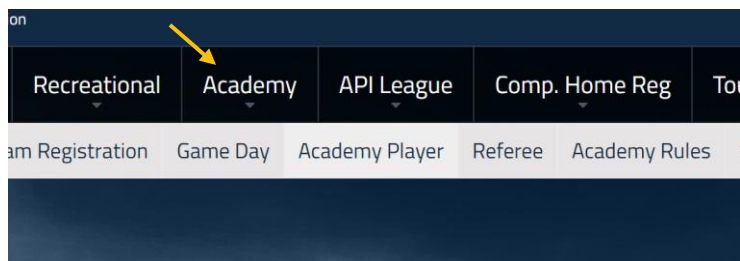
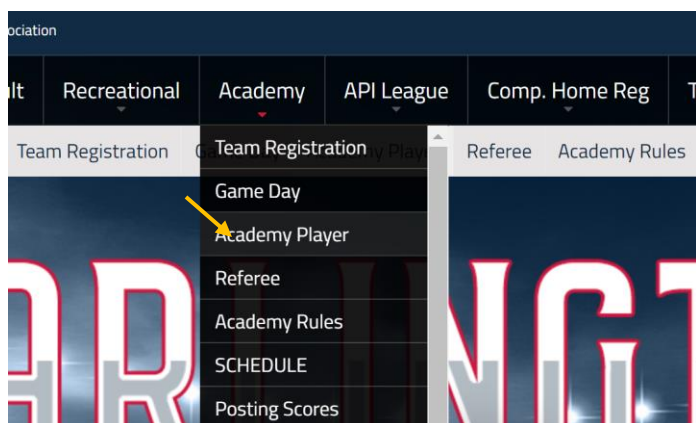


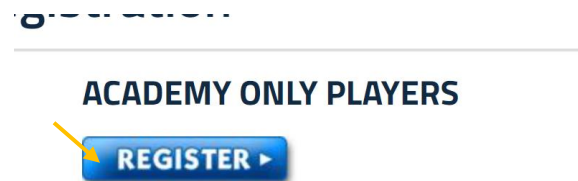
1. Go to arlingtonsoccer.org
2. Hover over “Academy”




3. Select “Academy Player”



4. Click the “Register” button under Academy only Players



5. This will take you to the new gotSPORT platform. **YOU MUST CREATE A NEW ACCOUNT.** Do not type in your email. Click **CREATE NEW ACCOUNT**



**ASA 2021 FALL ACADEMY PLAYER ONLY
REGISTRATION** [Registration Information](#)
21/22 (2021-08-01 - 2021-12-01)
www.arlingtonsoccer.org

REGISTER HERE ONLY IF YOU ARE PLAYING ACADEMY ONLY AND NOT PLAYING RECREATIONAL SOCCER AT ALL.

Log In


[Forgot Password?](#)

Don't have an account? [CREATE AN ACCOUNT](#)


6. Click REGISTER by Add Family Member

Register

Click the "Register" button to register that person. If you want to register someone that is not in this list, click "Add Family Member".

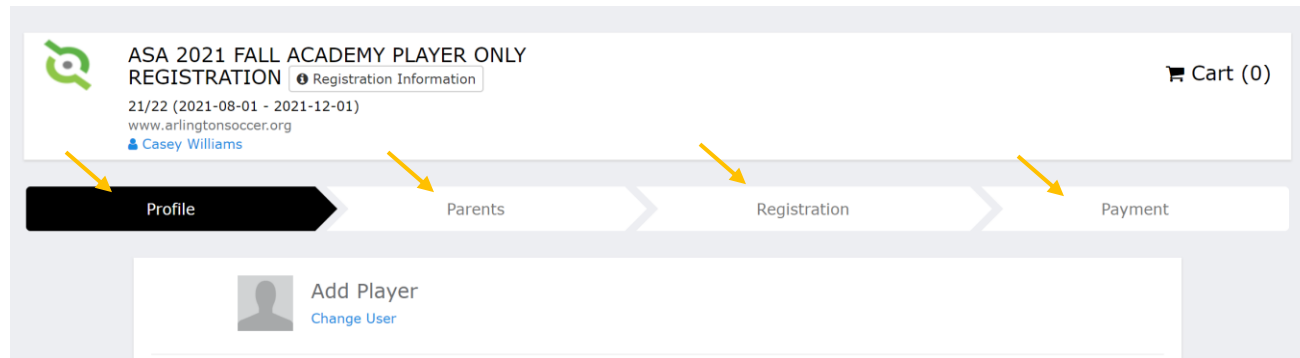
 Add Family Member

Register

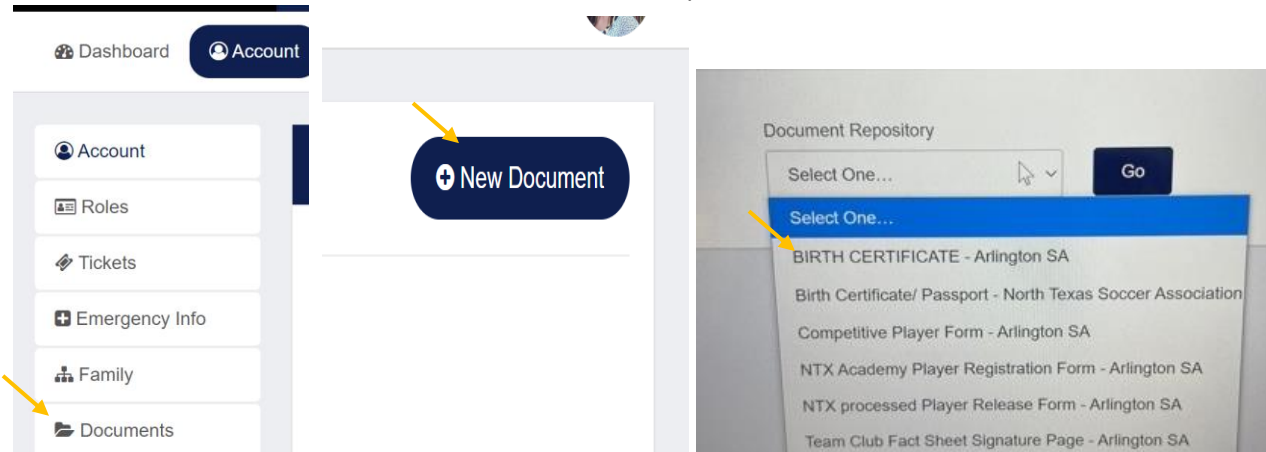
 Casey Williams
casey.williams@hnhco.com

Register

7. **Complete all 4 sections.** Please upload a photo of your player. You should get an email confirmation once you have paid.



8. **YOU MUST UPLOAD PLAYER'S BIRTH CERTIFICATE.** When you have completed all 4 steps, go back to YOUR ACCOUNT. On the left side panel, click DOCUMENTS. Then add NEW DOCUMENT. Use the drop-down menu and select BIRTH CERTIFICATE ARLINGTON SA



9. Use the drop-down menu under DOCUMENT LABEL and select BIRTH CERTIFICATE. Upload the file. **Make sure to hit SAVE.**