

## 12 Team Results Template

Please email these results within 24hrs after the tournament to:

[results@ontariovolleyball.org](mailto:results@ontariovolleyball.org)

Tournament Name & Division:	<u>15U Boys McGregor Cup – Trillium D</u>
Date:	<u>February 2, 2019</u>

### FINAL STANDING

<b>1<sup>st</sup></b>	DURHAM ATTACK RAIDERS
<b>2<sup>nd</sup></b>	VISION VOLLEYBALL
<b>3<sup>rd</sup></b>	LEASIDE THUNDER 14U
<b>4<sup>th</sup></b>	OTTAWA MAVERICKS BRIGADE
<b>5<sup>th</sup> - (W13)</b>	TITANS RAGE
<b>5<sup>th</sup> - (W14)</b>	DURHAM ATTACK FIERCE
<b>7<sup>th</sup> - (L13)</b>	DURHAM ATTACK WARRIORS
<b>7<sup>th</sup> - (L14)</b>	KINGSTON VC
<b>9<sup>th</sup> - (W11)</b>	PEGASUS
<b>9<sup>th</sup> - (W12)</b>	DURHAM ATTACK SPITFIRES
<b>11<sup>th</sup> - (L11)</b>	OTTAWA FUSION BROCK
<b>11<sup>th</sup> - (L12)</b>	EVOLUTION

### POOL PLAY

POOL A	1	2	3	SETS WON	MATCHES WON	STANDING
DA Raiders		25-11 25-20	25-12 25-10	4	2	1
Evolution	11-25 20-25		25-22 25-22	2	1	2
DA Spitfires	12-25 10-25	22-25 22-25		0	0	3

POOL B	1	2	3	SETS WON	MATCHES WON	STANDING
DA Fierce		25-16 25-16	25-20 25-21	4	2	1
Maverick Brigade	16-25 16-25		21-25 16-25	0	0	3
Ottawa Fusion Brock	20-25 21-25	25-21 25-16		2	1	2

POOL C	1	2	3	SETS WON	MATCHES WON	STANDING
DA Warriors		18-25 25-16 15-10	23-25 20-25	2	1	2
Titans Rage	25-18 16-25 10-15		25-20 23-25 11-15	2	0	3
Kingston VC	25-23 25-20	20-25 25-23 15-11		4	2	1

POOL D	1	2	3	SETS WON	MATCHES WON	STANDING
Pegasus		25-18 7-25 15-12	18-25 25-22 12-15	3	1	2
Vision Volleyball	18-25 25-7 12-15		21-25 22-25	1	0	3

Leaside Thunder 14U	25-18 22-25 15-12	25-21 25-22		4	2	1-800-372-1568
---------------------	-------------------------	----------------	--	---	---	----------------

## PLAYOFF ROUNDS

### PRE-QUARTER MATCHES

MATCH #	TEAM A	SETS WON	TEAM B	SETS WON	SCORES
<b>(1)</b> <b>B2-C3</b>	TITANS RAGE	2	OTTAWA FUSION BROCK	1	24-26 26-24 15-13
<b>(2)</b> <b>A2-D3</b>	VISION VOLLEYBALL	2	EVOLUTION	0	25-22 25-15
<b>(3)</b> <b>D2-B3</b>	PEGASUS	0	MAVERICK BRIGADE	2	21-25 21-25
<b>(4)</b> <b>C2-A3</b>	DURHAM ATTACK WARRIORS	2	DURHAM ATTACK SPITFIRES	0	25-21 25-20

### CONSOLATION MATCHES

MATCH #	TEAM A	SETS WON	TEAM B	SETS WON	SCORES
<b>(11)</b> <b>L1-L3</b>	PEGASUS	2	OTAWA FUSION BROCK	1	23-25 25-23 15-10
<b>(12)</b> <b>L2-L4</b>	EVOLUTION	1	DURHAM ATTACK SPITFIRES	2	20-25 25-21 8-15
<b>(13)</b> <b>L5-L8</b>	DURHAM ATTACK WARRIORS	1	TITANS RAGE	2	22-25 26-24 11-15
<b>(14)</b> <b>L6-L7</b>	KINGSTON VC	0	DURHAM ATTACK FIERCE	2	17-25 17-25

### QUARTER-FINALS

MATCH #	TEAM A	SETS WON	TEAM B	SETS WON	SCORES
<b>(5)</b> <b>A1-W1</b>	TITANS RAGE	0	DURHAM ATTACK RAIDERS	2	7-25 13-25
<b>(6)</b> <b>B1-W2</b>	DURHAM ATTACK FIERCE	0	VISION VOLLEYBALL	2	24-26 23-25
<b>(7)</b> <b>C1-W3</b>	KINGSTON VC	1	OTTAWA MAVERICKS BRIGADE	2	23-25 25-11 11-15
<b>(8)</b> <b>D1-W4</b>	DURHAM ATTACK WARRIORS	0	LEASIDE THUNDER 14U	2	25-27 18-25

### SEMI-FINALS

MATCH #	TEAM A	SETS WON	TEAM B	SETS WON	SCORES
<b>(9)</b> <b>W5-W8</b>	DURHAM ATTACK RAIDERS	2	LEASIDE THUNDER 14U	0	25-21 25-11
<b>(10)</b> <b>W6-W7</b>	OTTAWA MAVERICKS BRIGADE	1	VISION VOLLEYBALL	2	23-25 32-30 4-15

### BRONZE




MATCH #	TEAM A	SETS WON	TEAM B	SETS WON	SCORES
<b>(B)</b> <b>L9-L10</b>	OTTAWA MAVERICKS BRIGADE	1	LEASIDE THUNDER 14U	2	25-23 11-25 5-15

### GOLD

MATCH #	TEAM A	SETS WON	TEAM B	SETS WON	SCORES
---------	--------	----------	--------	----------	--------



# ONTARIO Volleyball

 111-60 Scarsdale Rd.  
Toronto, ON M3B 2R7  
 [info@ontariovolleyball.org](mailto:info@ontariovolleyball.org)  
 1-800-372-1368

<b>(G)</b> <b>W9-W10</b>	DURHAM ATTACK RAIDERS	2	VISION VOLLEYBALL	0	25-14 25-19
-----------------------------	-----------------------	---	-------------------	---	----------------