


How to Cancel a Claimed DIB session

1. You must be logged in under the same account that was used to Claim the DIB session to Cancel it.
2. Search for the claimed session under the main DIBS link, not through your athlete's profile.
 - a. You can filter the list to the specific date, category and status of Claimed to narrow the results list
3. Cancellation must be done via a Computer, it cannot be done via a Mobile Device
4. If you are trying to Cancel a session after the Cancellation period, you can still request a Cancellation via the same process. This will be sent to the DIBS Coordinator to cancel for you.

Locate the Claimed DIB


15U A Tournament	2	Lichtscheidl	KieraP	Kiki Peek	Claimed	12/05/2021, 11:00am CST - 1:00pm	Announcer
------------------	---	--------------	--------	-----------	---------	----------------------------------	-----------

Confirm you have opened the correct session and select Cancel Claim in lower right corner

 Kiki Peek

My Dibs: View all of my currently claimed DIB items.

Dibs > 2021 - 2022 DIBS > 15U A Tournament

 **15U A TOURNAMENT**

12/05/2021, 11:00am CST - 1:00pm

Game 14 - Announcer

Location: Lichtscheidl

Category: Announcer

Dib Session(s): 2021 - 2022 DIBS

Credit Value: 2
Credit issued upon completion.

Status: Claimed
This Dib Item has been claimed.
Is this Dib Item complete?

Verify Completion

Athlete: Kiera Peek
Fulfiller: Kiki Peek


Cancellation Prohibited: 2 days before event.
Responsibility can be canceled until Fri Dec 3rd 2021, 11:00am CST.

Cancel Claim

Another smaller, pop up screen will appear. You must confirm the Cancellation here to complete the process.

EDIT

CLOSE

 **CANCEL CLAIM ON DIB ITEM**
Cancel your claim on the dib item 15U A Tournament.

If you would like to cancel your claim on the dib item 15U A Tournament, click the Cancel Claim button.

Cancel Claim