

# 2014-2015 8 & UNDER MEMBERSHIP REPORT



## TABLE OF CONTENTS

Background .....	Page 1
National Analysis .....	Page 2
New York Analysis .....	Pages 3-4
2 and 2 Challenge .....	Pages 5-6
New York's 2014-15 Association Performance .....	Pages 7-11
Local Association Analysis .....	Pages 12-54
Program Services Contact for Affiliate .....	Mike Lukken (719) 538-1115/ <a href="mailto:mikel@usahockey.org">mikel@usahockey.org</a>





This report focuses on the foundation of USA Hockey’s player base – the 8 & under age category. It examines the entry-level age group both at the National and Affiliate level for the past five seasons, as well as the past three seasons at the association level. The objective is to help all levels of USA Hockey’s structure understand their past performance and create achievable growth goals for the 2015-16 season.

Recently, concentrated growth efforts in the 8 & under age category have produced positive results:

- 8 & under participation saw an increase for the second year in a row and four out of the last five seasons.
- During the 2014-15 season there were 105,925 players; the 2<sup>nd</sup> highest total in USA Hockey history.

To continue increasing participation, USA Hockey’s efforts remain focused on these key initiatives:

- Attracting new players each season
- Retaining players from one season to the next

By increasing the number of players at the 8 & under age level, associations are positively impacting growth at the older age levels. The table below demonstrates that recent growth at the 8 & under age level is improving the larger 9 to 14 age groups, thus supplementing long-term growth.

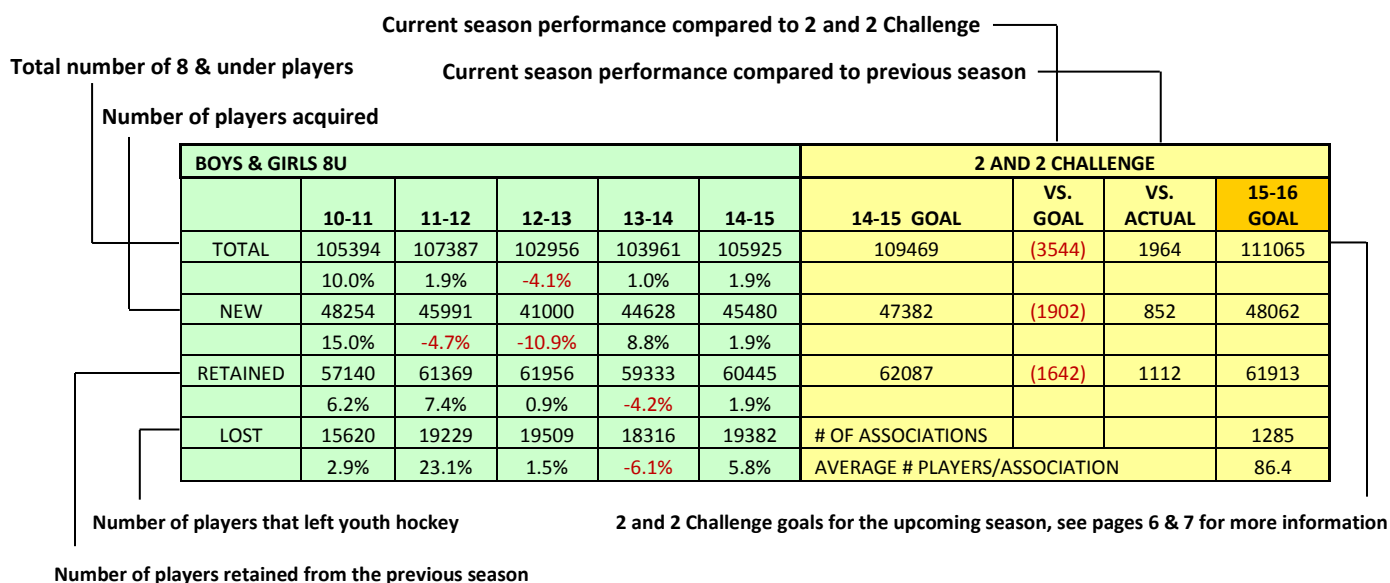
### TOTAL BOYS & GIRLS HOCKEY PARTICIPATION: AGES 9 THROUGH 14

	2010-11	2011-12	2012-13	2013-14	2014-15
<b>Participants</b>	171,826	174,884	175,867	177,906	181,107
<b>% increase</b>	1.7%	1.8%	0.6%	1.2%	1.8%

Putting growth initiatives into action requires a coordinated effort between USA Hockey national staff and local youth hockey volunteers. In an effort to work more closely with local associations, USA Hockey has instituted the 2 and 2 Challenge. The 2 and 2 Challenge, further explained on page 5, is a comprehensive program that utilizes existing national growth programs, resources, and tools to help youth hockey leaders grow participation with their local associations. To achieve these growth goals, the 2 and 2 Challenge asks participating associations to add two new players and retain two additional players than the previous season’s total.

Combining established growth initiatives with USA Hockey’s American Development Model will ensure greater skill development and increased participation.

## HOW TO READ THE DATA CHARTS IN THIS REPORT





## 2014-15 KEY TAKEAWAYS—NATIONAL

### Total

- In 2014-15, the total number of players ages 8 & under increased by 1,964 (1.9%) to 105,925.
- With this increase, the 2014-15 season represents the 2nd largest total of players at the 8 & under level in USA Hockey history.

### Acquisition

- New players increased from 44,628 to 45,480 in 2014-15, an addition of 852 (1.9%).
- This is the second consecutive season of growth in new players.

### Retention

- Retained players increased by 1,112 (1.9%) to a total of 60,445.

### NATIONAL BOYS AND GIRLS 8U

	10-11	11-12	12-13	13-14	14-15
<b>TOTAL</b>	105394	107387	102956	103961	105925
<b>%</b>	10.0%	1.9%	-4.1%	1.0%	1.9%
<b>NEW</b>	48254	45991	41000	44628	45480
<b>%</b>	15.0%	-4.7%	-10.9%	8.8%	1.9%
<b>RETAINED</b>	57140	61396	61956	59333	60445
<b>%</b>	6.2%	7.4%	0.9%	-4.2%	1.9%
<b>LOST</b>	15620	19229	19509	18316	19382
<b>%</b>	2.9%	23.1%	1.5%	-6.1%	5.8%

### NATIONAL BOYS 8U

	10-11	11-12	12-13	13-14	14-15
<b>TOTAL</b>	89907	91199	87805	88168	89386
<b>%</b>	9.7%	1.4%	-3.7%	0.4%	1.4%
<b>NEW</b>	40058	37875	33917	36744	37184
<b>%</b>	15.0%	-5.4%	-10.5%	8.3%	1.2%
<b>RETAINED</b>	49849	53324	53888	51424	52202
<b>%</b>	5.7%	7.0%	1.1%	-4.6%	1.5%
<b>LOST</b>	12350	15149	15308	14559	15304
<b>%</b>	3.5%	22.7%	1.0%	-4.9%	5.1%

### NATIONAL GIRLS 8U

	10-11	11-12	12-13	13-14	14-15
<b>TOTAL</b>	15487	16188	15152	15794	16539
<b>%</b>	-1.9%	4.5%	-6.4%	4.2%	4.7%
<b>NEW</b>	8197	8116	7085	7887	8299
<b>%</b>	3.9%	-1.0%	-12.7%	11.3%	5.2%
<b>RETAINED</b>	7290	8072	8067	7907	8240
<b>%</b>	-7.8%	10.7%	-0.1%	-2.0%	4.2%
<b>LOST</b>	3272	4081	4201	3759	4082
<b>%</b>	-13.0%	24.7%	2.9%	-10.5%	8.6%



## 2014-15 KEY TAKEAWAYS—NEW YORK

### Total

- The total number of players ages 8 & under in New York increased by 100 (1.0%) to 10,260.

### Acquisition

- New players increased by 237 (5.7%) to 4,368.
- This is the first time New York has seen growth in new players since the 2010-11 season.

### Retention

- Retained players decreased by 137 (-2.3%) from 2013-14 to 5,892.

### NEW YORK BOYS AND GIRLS 8U

	10-11	11-12	12-13	13-14	14-15
<b>TOTAL</b>	10636	10956	10422	10160	10260
%	6.0%	3.0%	-4.9%	-2.5%	1.0%
<b>NEW</b>	4768	4677	4191	4131	4368
%	8.3%	-1.9%	-10.4%	-1.4%	5.7%
<b>RETAINED</b>	5868	6279	6231	6029	5892
%	4.2%	7.0%	-0.8%	-3.2%	-2.3%
<b>LOST</b>	1808	1974	2194	2023	1970
%	6.9%	9.2%	11.1%	-7.8%	-2.6%

### NEW YORK BOYS 8U

	10-11	11-12	12-13	13-14	14-15
<b>TOTAL</b>	9177	9441	9044	8813	8893
%	5.4%	2.9%	-4.2%	-2.6%	0.9%
<b>NEW</b>	3980	3960	3538	3470	3679
%	7.7%	-0.5%	-10.7%	-1.9%	6.0%
<b>RETAINED</b>	5197	5481	5506	5343	5214
%	3.8%	5.5%	0.5%	-3.0%	-2.4%
<b>LOST</b>	1446	1576	1776	1623	1576
%	4.4%	9.0%	12.7%	-8.6%	-2.9%

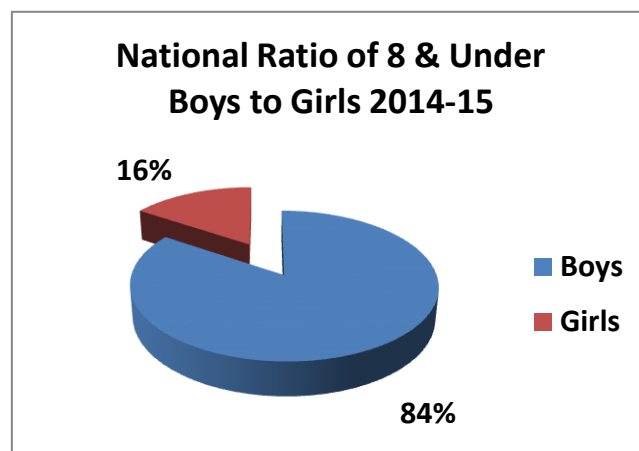
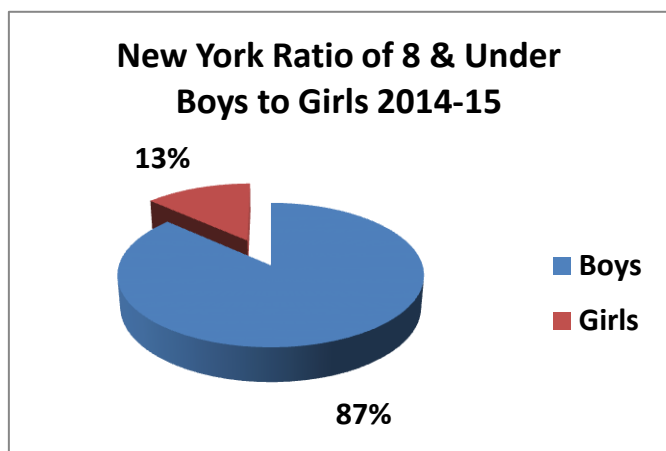
### NEW YORK GIRLS 8U

	10-11	11-12	12-13	13-14	14-15
<b>TOTAL</b>	1459	1515	1378	1347	1367
%	9.6%	3.8%	-9.0%	-2.2%	1.5%
<b>NEW</b>	789	717	653	661	689
%	11.9%	-9.1%	-8.9%	1.2%	4.2%
<b>RETAINED</b>	670	798	725	686	678
%	7.0%	19.1%	-9.1%	-5.4%	-1.2%
<b>LOST</b>	362	398	418	400	394
%	17.9%	9.9%	5.0%	-4.3%	-1.5%

## RATIO OF BOYS TO GIRLS—8 & UNDERS

**New York:** Boys represented 87% of all 8 & under youth hockey participants, while girls represented 13%.

**National:** Boys represented 84% of all 8 & under youth hockey participants, while girls represented 16%.



## RETENTION INCREASES WITH AGE

Youth hockey retention increases with both age and seasons accrued. While retention rates increase from 10 & under on up, the overall growth of hockey relies on acquiring more 8 & under players.

New York's retention results for 2014-15 by age segment:

- 41.4% of all 4 Year Olds returned as 5 Year Olds
- 58.8% of all 5 Year Olds returned as 6 Year Olds
- 71.8% of all 6 Year Olds returned as 7 Year Olds
- 77.7% of all 7 Year Olds returned as 8 Year Olds
  
- 86.0% of all 10 & Under returned in 2014-15
- 92.2% of all 12 & Under returned in 2014-15
- 94.7% of all 14 & Under returned in 2014-15

National Average 37.4%  
 National Average 55.2%  
 National Average 70.1%  
 National Average 77.2%

National Average 86.0%  
 National Average 91.6%  
 National Average 94.5%



## 2 AND 2 CHALLENGE

The 2 and 2 Challenge is a comprehensive growth program for local associations. It is a blueprint that guides youth hockey leadership through national programs and tools to reach their growth goals of acquiring two new players and retaining two additional players than the previous season’s total.

To complete the 2 and 2 Challenge, associations utilize three programs that drive growth – **Retention**, **Acquisition** & **Conversion**.

### **RETENTION**—*Welcome Back Week* September 14<sup>th</sup> - 20<sup>th</sup>

Reaching out with a personal invitation to return to youth hockey is crucial. For this program, associations coordinate phone calls inviting families back to youth hockey.



### **ACQUISITION**—*Try Hockey For Free Days* November 7<sup>th</sup> & February 20<sup>th</sup>

Try Hockey events provide associations the opportunity to attract new families to the rink. Last season over 25,000 kids were introduced to youth hockey through this program.



### **CONVERSION**—*Transition Program*

Children that sample youth hockey don’t always become new hockey players. A low-cost, low-commitment program to easily transition families from trying hockey to participating in youth hockey programs will significantly increase the likelihood of adding more players. Examples of how this can be achieved is offering a Learn-to-Play program or mixing prospective players into existing beginner programs.



By taking advantage of these national programs, participating associations will be nationally recognized as achieving the 2 and 2 Challenge and be rewarded for their efforts.

To learn more and to accept the 2 and 2 Challenge, visit [www.2and2Challenge.com](http://www.2and2Challenge.com) or call (719) 538-1124.





## 2 AND 2 CHALLENGE GOALS

### ASSOCIATION

The 2 and 2 Challenge goals for every association are to add two new players and retain two additional players than the previous season's 8 & under player total.

Below is an example of an association that achieved their 2 and 2 Challenge goals from this past season and their new goals for 2015-16:

Previous three seasons results				2 and 2 Challenge results and goals			
BOYS & GIRLS_8 & UNDER			2 AND 2 CHALLENGE				
	12-13	13-14	14-15	14-15 GOAL	VS. GOAL	VS. ACTUAL	15-16 GOAL
TOTAL	71	64	79	68	11	15	83
NEW	37	32	42	34	8	10	44
RETAINED	34	32	37	34	3	5	39
LOST	23	25	15				

If the 2 and 2 Challenge goals are achieved again in 2015-16, this program will enjoy a 5.1% increase.

- **TOTAL:** 44 new + 39 retained = 83 total players
- **NEW:** 42 + 2 = 44 new players
- **RETAINED:** 37 + 2 = 39 retained players

### NEW YORK

NEW YORK	2014-15 GOAL	2014-15 ACTUAL	2015-16 GOAL
TOTAL	10,676	10,260	10,768
NEW	4,389	4,368	4,622
RETAINED	6,287	5,892	6,146

Based on 127 associations that registered 5 players or more, the 2015-16 goals are:

- **TOTAL:** 10,260 + 508 = **10,768 (5.0%)**
- **NEW:** 4,368 + 254 = **4,622 (5.8%)**
- **RETAINED:** 5,892 + 254 = **6,146 (4.3%)**

### NATIONAL

NATIONAL	2014-15 GOAL	2014-15 ACTUAL	2015-16 GOAL
TOTAL	109,469	105,925	111,065
NEW	47,382	45,480	48,050
RETAINED	62,087	60,445	63,015

Based on 1,285 associations that registered 5 players or more, the 2015-16 goals are:

- **TOTAL:** 105,925 + 5,140 = **111,065 (4.9%)**
- **NEW:** 45,480 + 2,570 = **48,050 (5.7%)**
- **RETAINED:** 60,445 + 2,570 = **63,015 (4.3%)**



## ASSOCIATIONS ACCOMPLISHING THEIR 2 AND 2 CHALLENGE GOALS

While many associations experienced growth, only Arrows Hockey Association, Brewster Hockey, Chazy Youth Hockey Inc., Clifton Park Youth Hockey Association, Clinton Comets Youth Hockey Association, Depew Saints Hockey, Mohawk Valley Youth Hockey Association, New Rochelle Youth Hockey, North Franklin Sports Inc., North Rockland Youth Hockey Association, NY Icecats, Perinton Youth Hockey, River Bank State Park, Rochester Youth Hockey League, Rome Youth Hockey Association, RYE Rangers Hockey Club, Saratoga Youth Hockey Inc., Schenectady Youth Hockey Association, Staten Island Rangers, Troy-Albany Youth Hockey, Valley Eagles Youth Hockey Association, Watertown Hockey Association, and Westchester Vipers Hockey Association successfully met their 2 and 2 Challenge goals of growing by two for both new and retained players.

## NEW YORK'S 2014-15 ASSOCIATION PERFORMANCE

<u>Association</u>	<u>Net Growth</u>
1. Saugerties Hockey Association	+66
2. Troy-Albany Youth Hockey Association	+65
3. Clinton Comets Youth Hockey Association	+63
4. Schenectady Youth Hockey Association	+60
5. Geneseo Livingston Blues	+50
6. Chautauqua County Youth Hockey	+46
7. Saratoga Youth Hockey Inc.	+44
8. Monroe County Youth Hockey	+41
9. Rome Youth Hockey Association	+40
10. Arrows Hockey Association	+38
11. Buffalo Bisons	+37
12. Richmond Storm	+36
13. Rinx Youth Hockey Association	+32
14. Brewster Hockey	+28
15. Cortland County Youth Hockey	+27
16. Staten Island Rangers	+25
17. New Rochelle Youth Hockey	+23
18. Gulls Amateur Hockey Association	+22
19. Westchester Vipers Hockey Association	+22
20. Long Island Royals	+19





21. Chazy Youth Hockey Inc.	+18
22. Clifton Park Youth Hockey Association	+17
23. Rochester Youth Hockey League	+17
24. Rye Rangers Hockey Club	+16
25. Mohawk Valley Youth Hockey Association	+15
26. NY Icecats	+13
27. Bedford-Katonah Youth Hockey Association	+12
28. Depew Saints Hockey	+12
29. Malone Minor Hockey	+11
30. New York Apple Core	+11
31. Perinton Youth Hockey	+11
32. Team Westchester	+11
33. Bethlehem Youth Hockey	+10
34. Pelham Hockey Association	+10
35. Riverbank State Park	+10
36. Watertown Hockey Association	+10
37. North Rockland Youth Hockey Association	+9
38. Valley Eagles Youth Hockey Association	+9
39. Ogdensburg Minor Hockey	+7
40. CNY Bobcats	+5
41. Lysander Youth Hockey Association	+5
42. PAL Ice Hockey	+5
43. Rochester Special Hockey	+5
44. Corning Youth Hockey	+4
45. North Franklin Sports Inc.	+4
46. Salmon River Hockey	+4
47. Tri-County Youth Hockey	+4
48. Wheelchair Sports Fed-NY Sled Rangers	+4
49. Fulton Youth Hockey	+3



50. Mariners Hockey	+3
51. Oswego Minor Hockey Association Inc.	+3
52. Suffolk Blue Knights	+3
53. Elmira Hockey Association	+2
54. Lewis County	+2
55. Olean Area Youth Hockey	+2
56. Binghamton Area Girls Hockey	+1
57. Camillus Youth Hockey Association	+1
58. Dix Hill Mites	+1
59. Genesee Amateur Hockey Association	+1
60. Green Machine Ice Cats	+1
61. Midstate Youth Hockey	+1
62. New York City Cyclones Inc.	+1
63. Onondaga Youth Hockey	+1
64. Potsdam Junior Hockey	+1
65. Thousand Island Youth Hockey Association	+1
66. SSPP Saints Hockey Association Inc.	0
67. Cheektowaga Rec Hockey	-1
68. Clarence Mustangs Youth Hockey Inc.	-1
69. Long Island Edge Skating Club	-1
70. Long Island Rebels	-1
71. North Country Youth Hockey Inc.	-1
72. Tri-Town Minor Hockey	-1
73. Buffalo Shamrocks Hockey Club	-2
74. City Ice Pavilion	-2
75. Geneva Generals Hockey Organization Inc.	-2
76. Massena Minor Hockey Association	-2
77. New Hartford Youth Hockey	-2
78. North Park Hockey	-2



79. Scarsdale Youth Hockey Association Inc.	-2
80. Adirondack Youth Hockey Association	-3
81. Auburn Hockey Club	-3
82. Louisville Minor Hockey Association	-3
83. Nassau County Hockey	-3
84. Plattsburgh Youth Hockey Association	-3
85. Tupper Lake Youth Hockey	-3
86. Winter Club	-3
87. Beaver Dam Winter Sports Club	-4
88. Blue Devils Hockey	-4
89. Canandaigua Knights Hockey	-4
90. Mamaroneck Youth Hockey	-4
91. St. Bernards School Hockey Club	-4
92. White Plains Plainsmen	-4
93. Buffalo Hornets Hockey	-5
94. Alexandria Bay Minor Hockey Association	-6
95. Millbrook Youth Hockey	-6
96. Southtowns Stars AHA	-6
97. West Point Youth Hockey	-6
98. Canton Pee Wee Hockey	-8
99. Center State	-8
100. Ice Time Sports Complex	-8
101. Norfolk Norwood Minor Hockey Association	-8
102. Northern Chautauqua County Youth Hockey	-8
103. Palisades Predators	-8
104. Bronxville Youth Hockey Association	-9
105. Cazenovia Park Hockey Association	-9
106. Skaneateles Youth Hockey Association	-9
107. Buffalo Regals Hockey Club	-10



108. Southern Tier Hockey Association Ltd	-10
109. East Aurora Youth Hockey	-11
110. Mamaroneck (Town Of)	-12
111. Tonawanda Youth Parks & Rec Dept	-13
112. Rochester Red Wings Hockey Program	-14
113. Aviator Sports and Recreation	-16
114. Whitestown Youth Hockey Association	-17
115. Wheatfield Blades Hockey	-23
116. West Seneca Youth Hockey	-24
117. Amherst Youth Hockey	-26
118. Saranac Lake Pee Wee Hockey	-31
119. Lake Placid Youth Athletic Association	-33
120. Tompkins Girls Hockey	-35
121. Ice Hockey in Harlem	-41
122. Webster Youth Hockey	-46
123. Hamburg Municipal Hockey Association	-49
124. Ithaca Youth Hockey Association	-50
125. Central Park Ice Hockey	-52
126. Niagara Junior Purple Eagles	-53
127. Greater NYC Ice Hockey	-70



NYH2246 ADIRONDACK YOUTH HOCKEY ASSOCIATION

BOYS & GIRLS_8 & UNDER				2 AND 2 CHALLENGE			
	12-13	13-14	14-15	14-15 GOAL	VS. GOAL	VS. ACTUAL	15-16 GOAL
TOTAL	210	222	219	226	(7)	(3)	223
NEW	94	88	81	90	(9)	(7)	83
RETAINED	116	134	138	136	2	4	140
LOST	44	44	51				

BOYS_8 & UNDER				GIRLS_8 & UNDER			
	12-13	13-14	14-15		12-13	13-14	14-15
TOTAL	179	187	184	TOTAL	31	35	35
NEW	75	67	66	NEW	19	21	15
RETAINED	104	120	118	RETAINED	12	14	20
LOST	40	34	39	LOST	4	10	12
RATIO BOYS TO GIRLS			84.0%				16.0%

NYH2039 ALEXANDRIA BAY MINOR HOCKEY ASSOCIATION

BOYS & GIRLS_8 & UNDER				2 AND 2 CHALLENGE			
	12-13	13-14	14-15	14-15 GOAL	VS. GOAL	VS. ACTUAL	15-16 GOAL
TOTAL	33	40	34	44	(10)	(6)	38
NEW	13	21	14	23	(9)	(7)	16
RETAINED	20	19	20	21	(1)	1	22
LOST	9	7	10				

BOYS_8 & UNDER				GIRLS_8 & UNDER			
	12-13	13-14	14-15		12-13	13-14	14-15
TOTAL	27	34	28	TOTAL	6	6	6
NEW	9	17	10	NEW	4	4	4
RETAINED	18	17	18	RETAINED	2	2	2
LOST	8	4	6	LOST	1	3	4
RATIO BOYS TO GIRLS			82.4%				17.6%

NYH3114 AMHERST YOUTH HOCKEY

BOYS & GIRLS_8 & UNDER				2 AND 2 CHALLENGE			
	12-13	13-14	14-15	14-15 GOAL	VS. GOAL	VS. ACTUAL	15-16 GOAL
TOTAL	311	208	182	212	(30)	(26)	186
NEW	91	65	55	67	(12)	(10)	57
RETAINED	220	143	127	145	(18)	(16)	129
LOST	63	86	26				

BOYS_8 & UNDER				GIRLS_8 & UNDER			
	12-13	13-14	14-15		12-13	13-14	14-15
TOTAL	287	192	171	TOTAL	24	16	11
NEW	84	57	52	NEW	7	8	3
RETAINED	203	135	119	RETAINED	17	8	8
LOST	58	78	22	LOST	5	8	4
RATIO BOYS TO GIRLS			94.0%				6.0%



NYH0013 ARROWS HOCKEY ASSOCIATION

BOYS & GIRLS_8 & UNDER				2 AND 2 CHALLENGE			
	12-13	13-14	14-15	14-15 GOAL	VS. GOAL	VS. ACTUAL	15-16 GOAL
TOTAL	64	53	91	57	34	38	95
NEW	30	34	67	36	31	33	69
RETAINED	34	19	24	21	3	5	26
LOST	23	25	17				

BOYS_8 & UNDER				GIRLS_8 & UNDER			
	12-13	13-14	14-15		12-13	13-14	14-15
TOTAL	60	53	87	TOTAL	4	0	4
NEW	29	34	63	NEW	1	0	4
RETAINED	31	19	24	RETAINED	3	0	0
LOST	19	25	17	LOST	4	0	0
RATIO BOYS TO GIRLS			95.6%				4.4%

NYH1178 AUBURN HOCKEY CLUB

BOYS & GIRLS_8 & UNDER				2 AND 2 CHALLENGE			
	12-13	13-14	14-15	14-15 GOAL	VS. GOAL	VS. ACTUAL	15-16 GOAL
TOTAL	61	52	49	56	(7)	(3)	53
NEW	20	16	17	18	(1)	1	19
RETAINED	41	36	32	38	(6)	(4)	34
LOST	10	17	11				

BOYS_8 & UNDER				GIRLS_8 & UNDER			
	12-13	13-14	14-15		12-13	13-14	14-15
TOTAL	50	43	40	TOTAL	11	9	9
NEW	16	15	15	NEW	4	1	2
RETAINED	34	28	25	RETAINED	7	8	7
LOST	9	14	11	LOST	1	3	0
RATIO BOYS TO GIRLS			81.6%				18.4%

NYH0036 AVIATOR SPORTS AND RECREATION

BOYS & GIRLS_8 & UNDER				2 AND 2 CHALLENGE			
	12-13	13-14	14-15	14-15 GOAL	VS. GOAL	VS. ACTUAL	15-16 GOAL
TOTAL	113	75	59	79	(20)	(16)	63
NEW	78	27	26	29	(3)	(1)	28
RETAINED	35	48	33	50	(17)	(15)	35
LOST	41	51	26				

BOYS_8 & UNDER				GIRLS_8 & UNDER			
	12-13	13-14	14-15		12-13	13-14	14-15
TOTAL	107	73	57	TOTAL	6	2	2
NEW	74	26	24	NEW	4	1	2
RETAINED	33	47	33	RETAINED	2	1	0
LOST	41	49	25	LOST	0	2	1
RATIO BOYS TO GIRLS			96.6%				3.4%



NYH0231 BEAVER DAM WINTER SPORTS CLUB

BOYS & GIRLS_8 & UNDER				2 AND 2 CHALLENGE			
	12-13	13-14	14-15	14-15 GOAL	VS. GOAL	VS. ACTUAL	15-16 GOAL
TOTAL	64	66	62	70	(8)	(4)	66
NEW	18	29	25	31	(6)	(4)	27
RETAINED	46	37	37	39	(2)	0	39
LOST	16	10	12				

BOYS_8 & UNDER				GIRLS_8 & UNDER			
	12-13	13-14	14-15		12-13	13-14	14-15
TOTAL	50	50	51	TOTAL	14	16	11
NEW	10	21	21	NEW	8	8	4
RETAINED	40	29	30	RETAINED	6	8	7
LOST	9	5	9	LOST	7	5	3
RATIO BOYS TO GIRLS			82.3%				17.7%

NYH4343 BEDFORD-KATONAH YOUTH HOCKEY ASSOCIATION

BOYS & GIRLS_8 & UNDER				2 AND 2 CHALLENGE			
	12-13	13-14	14-15	14-15 GOAL	VS. GOAL	VS. ACTUAL	15-16 GOAL
TOTAL	68	66	78	70	8	12	82
NEW	51	27	46	29	17	19	48
RETAINED	17	39	32	41	(9)	(7)	34
LOST	11	16	11				

BOYS_8 & UNDER				GIRLS_8 & UNDER			
	12-13	13-14	14-15		12-13	13-14	14-15
TOTAL	51	54	60	TOTAL	17	12	18
NEW	37	23	34	NEW	14	4	12
RETAINED	14	31	26	RETAINED	3	8	6
LOST	11	9	9	LOST	0	7	2
RATIO BOYS TO GIRLS			76.9%				23.1%

NYH2009 BETHLEHEM YOUTH HOCKEY

BOYS & GIRLS_8 & UNDER				2 AND 2 CHALLENGE			
	12-13	13-14	14-15	14-15 GOAL	VS. GOAL	VS. ACTUAL	15-16 GOAL
TOTAL	93	86	96	90	6	10	100
NEW	47	30	52	32	20	22	54
RETAINED	46	56	44	58	(14)	(12)	46
LOST	15	12	15				

BOYS_8 & UNDER				GIRLS_8 & UNDER			
	12-13	13-14	14-15		12-13	13-14	14-15
TOTAL	81	75	89	TOTAL	12	11	7
NEW	44	25	47	NEW	3	5	5
RETAINED	37	50	42	RETAINED	9	6	2
LOST	12	10	12	LOST	3	2	3
RATIO BOYS TO GIRLS			92.7%				7.3%



NYH1018 BINGHAMTON AREA GIRLS HOCKEY

BOYS & GIRLS_8 & UNDER				2 AND 2 CHALLENGE			
	12-13	13-14	14-15	14-15 GOAL	VS. GOAL	VS. ACTUAL	15-16 GOAL
TOTAL	19	15	16	19	(3)	1	20
NEW	11	6	7	8	(1)	1	9
RETAINED	8	9	9	11	(2)	0	11
LOST	7	3	4				

BOYS_8 & UNDER				GIRLS_8 & UNDER			
	12-13	13-14	14-15		12-13	13-14	14-15
TOTAL	0	0	0	TOTAL	19	15	16
NEW	0	0	0	NEW	11	6	7
RETAINED	0	0	0	RETAINED	8	9	9
LOST	0	0	0	LOST	7	3	4
RATIO BOYS TO GIRLS			0.0%				100.0%

NYH4058 BLUE DEVILS HOCKEY

BOYS & GIRLS_8 & UNDER				2 AND 2 CHALLENGE			
	12-13	13-14	14-15	14-15 GOAL	VS. GOAL	VS. ACTUAL	15-16 GOAL
TOTAL	40	31	27	35	(8)	(4)	31
NEW	16	11	10	13	(3)	(1)	12
RETAINED	24	20	17	22	(5)	(3)	19
LOST	6	13	6				

BOYS_8 & UNDER				GIRLS_8 & UNDER			
	12-13	13-14	14-15		12-13	13-14	14-15
TOTAL	39	31	26	TOTAL	1	0	1
NEW	16	11	10	NEW	0	0	0
RETAINED	23	20	16	RETAINED	1	0	1
LOST	5	13	6	LOST	1	0	0
RATIO BOYS TO GIRLS			96.3%				3.7%

NYH0014 BREWSTER HOCKEY

BOYS & GIRLS_8 & UNDER				2 AND 2 CHALLENGE			
	12-13	13-14	14-15	14-15 GOAL	VS. GOAL	VS. ACTUAL	15-16 GOAL
TOTAL	18	8	36	12	24	28	40
NEW	10	7	32	9	23	25	34
RETAINED	8	1	4	3	1	3	6
LOST	13	3	3				

BOYS_8 & UNDER				GIRLS_8 & UNDER			
	12-13	13-14	14-15		12-13	13-14	14-15
TOTAL	10	7	33	TOTAL	8	1	3
NEW	5	7	29	NEW	5	0	3
RETAINED	5	0	4	RETAINED	3	1	0
LOST	13	3	3	LOST	0	0	0
RATIO BOYS TO GIRLS			91.7%				8.3%





NYH4003 BRONXVILLE YOUTH HOCKEY ASSOCIATION

BOYS & GIRLS_8 & UNDER				2 AND 2 CHALLENGE			
	12-13	13-14	14-15	14-15 GOAL	VS. GOAL	VS. ACTUAL	15-16 GOAL
TOTAL	19	17	8	21	(13)	(9)	12
NEW	18	10	6	12	(6)	(4)	8
RETAINED	1	7	2	9	(7)	(5)	4
LOST	1	2	2				

BOYS_8 & UNDER				GIRLS_8 & UNDER			
	12-13	13-14	14-15		12-13	13-14	14-15
TOTAL	19	17	8	TOTAL	0	0	0
NEW	18	10	6	NEW	0	0	0
RETAINED	1	7	2	RETAINED	0	0	0
LOST	1	2	2	LOST	0	0	0
RATIO BOYS TO GIRLS			100.0%				0.0%

NYH3208 BUFFALO BISONS

BOYS & GIRLS_8 & UNDER				2 AND 2 CHALLENGE			
	12-13	13-14	14-15	14-15 GOAL	VS. GOAL	VS. ACTUAL	15-16 GOAL
TOTAL	22	21	58	25	33	37	62
NEW	4	7	47	9	38	40	49
RETAINED	18	14	11	16	(5)	(3)	13
LOST	5	7	2				

BOYS_8 & UNDER				GIRLS_8 & UNDER			
	12-13	13-14	14-15		12-13	13-14	14-15
TOTAL	19	18	49	TOTAL	3	3	9
NEW	3	6	40	NEW	1	1	7
RETAINED	16	12	9	RETAINED	2	2	2
LOST	2	7	2	LOST	3	0	0
RATIO BOYS TO GIRLS			84.5%				15.5%

NYH3331 BUFFALO HORNETS HOCKEY

BOYS & GIRLS_8 & UNDER				2 AND 2 CHALLENGE			
	12-13	13-14	14-15	14-15 GOAL	VS. GOAL	VS. ACTUAL	15-16 GOAL
TOTAL	20	30	25	34	(9)	(5)	29
NEW	20	25	22	27	(5)	(3)	24
RETAINED	0	5	3	7	(4)	(2)	5
LOST	0	14	24				

BOYS_8 & UNDER				GIRLS_8 & UNDER			
	12-13	13-14	14-15		12-13	13-14	14-15
TOTAL	19	28	23	TOTAL	1	2	2
NEW	19	23	20	NEW	1	2	2
RETAINED	0	5	3	RETAINED	0	0	0
LOST	0	13	22	LOST	0	1	2
RATIO BOYS TO GIRLS			92.0%				8.0%



NYH3245 BUFFALO REGALS HOCKEY CLUB

BOYS & GIRLS_8 & UNDER				2 AND 2 CHALLENGE			
	12-13	13-14	14-15	14-15 GOAL	VS. GOAL	VS. ACTUAL	15-16 GOAL
TOTAL	174	75	65	79	(14)	(10)	69
NEW	93	25	30	27	3	5	32
RETAINED	81	50	35	52	(17)	(15)	37
LOST	32	63	5				

BOYS_8 & UNDER				GIRLS_8 & UNDER			
	12-13	13-14	14-15		12-13	13-14	14-15
TOTAL	166	72	63	TOTAL	8	3	2
NEW	87	24	29	NEW	6	1	1
RETAINED	79	48	34	RETAINED	2	2	1
LOST	27	58	5	LOST	5	5	0
RATIO BOYS TO GIRLS			96.9%				3.1%

NYH3036 BUFFALO SHAMROCKS HOCKEY CLUB

BOYS & GIRLS_8 & UNDER				2 AND 2 CHALLENGE			
	12-13	13-14	14-15	14-15 GOAL	VS. GOAL	VS. ACTUAL	15-16 GOAL
TOTAL	108	75	73	79	(6)	(2)	77
NEW	38	23	33	25	8	10	35
RETAINED	70	52	40	54	(14)	(12)	42
LOST	23	25	12				

BOYS_8 & UNDER				GIRLS_8 & UNDER			
	12-13	13-14	14-15		12-13	13-14	14-15
TOTAL	96	67	65	TOTAL	12	8	8
NEW	35	20	30	NEW	3	3	3
RETAINED	61	47	35	RETAINED	9	5	5
LOST	18	23	12	LOST	5	2	0
RATIO BOYS TO GIRLS			89.0%				11.0%

NYH1317 CAMILLUS YOUTH HOCKEY ASSOCIATION

BOYS & GIRLS_8 & UNDER				2 AND 2 CHALLENGE			
	12-13	13-14	14-15	14-15 GOAL	VS. GOAL	VS. ACTUAL	15-16 GOAL
TOTAL	107	99	100	103	(3)	1	104
NEW	42	33	41	35	6	8	43
RETAINED	65	66	59	68	(9)	(7)	61
LOST	13	16	17				

BOYS_8 & UNDER				GIRLS_8 & UNDER			
	12-13	13-14	14-15		12-13	13-14	14-15
TOTAL	95	89	93	TOTAL	12	10	7
NEW	35	27	38	NEW	7	6	3
RETAINED	60	62	55	RETAINED	5	4	4
LOST	11	11	13	LOST	2	5	4
RATIO BOYS TO GIRLS			93.0%				7.0%



NYH3332 CANANDAIGUA KNIGHTS HOCKEY

BOYS & GIRLS_8 & UNDER				2 AND 2 CHALLENGE			
	12-13	13-14	14-15	14-15 GOAL	VS. GOAL	VS. ACTUAL	15-16 GOAL
TOTAL	55	50	46	54	(8)	(4)	50
NEW	30	22	12	24	(12)	(10)	14
RETAINED	25	28	34	30	4	6	36
LOST	7	8	2				

BOYS_8 & UNDER				GIRLS_8 & UNDER			
	12-13	13-14	14-15		12-13	13-14	14-15
TOTAL	50	44	41	TOTAL	5	6	5
NEW	27	20	10	NEW	3	2	2
RETAINED	23	24	31	RETAINED	2	4	3
LOST	6	8	1	LOST	1	0	1
RATIO BOYS TO GIRLS			89.1%				10.9%

NYH2103 CANTON PEE WEE HOCKEY

BOYS & GIRLS_8 & UNDER				2 AND 2 CHALLENGE			
	12-13	13-14	14-15	14-15 GOAL	VS. GOAL	VS. ACTUAL	15-16 GOAL
TOTAL	59	47	39	51	(12)	(8)	43
NEW	31	24	18	26	(8)	(6)	20
RETAINED	28	23	21	25	(4)	(2)	23
LOST	15	21	20				

BOYS_8 & UNDER				GIRLS_8 & UNDER			
	12-13	13-14	14-15		12-13	13-14	14-15
TOTAL	39	34	30	TOTAL	20	13	9
NEW	17	20	11	NEW	14	4	7
RETAINED	22	14	19	RETAINED	6	9	2
LOST	10	13	15	LOST	5	8	5
RATIO BOYS TO GIRLS			76.9%				23.1%

NYH3207 CAZENOVIA PARK HOCKEY ASSOCIATION

BOYS & GIRLS_8 & UNDER				2 AND 2 CHALLENGE			
	12-13	13-14	14-15	14-15 GOAL	VS. GOAL	VS. ACTUAL	15-16 GOAL
TOTAL	75	49	40	53	(13)	(9)	44
NEW	24	23	14	25	(11)	(9)	16
RETAINED	51	26	26	28	(2)	0	28
LOST	33	34	15				

BOYS_8 & UNDER				GIRLS_8 & UNDER			
	12-13	13-14	14-15		12-13	13-14	14-15
TOTAL	65	42	36	TOTAL	10	7	4
NEW	20	20	12	NEW	4	3	2
RETAINED	45	22	24	RETAINED	6	4	2
LOST	33	32	15	LOST	0	2	0
RATIO BOYS TO GIRLS			90.0%				10.0%



NYH1180 CENTER STATE

BOYS & GIRLS_8 & UNDER				2 AND 2 CHALLENGE			
	12-13	13-14	14-15	14-15 GOAL	VS. GOAL	VS. ACTUAL	15-16 GOAL
TOTAL	83	36	28	40	(12)	(8)	32
NEW	26	1	8	3	5	7	10
RETAINED	57	35	20	37	(17)	(15)	22
LOST	15	33	6				

BOYS_8 & UNDER				GIRLS_8 & UNDER			
	12-13	13-14	14-15		12-13	13-14	14-15
TOTAL	72	32	26	TOTAL	11	4	2
NEW	21	1	7	NEW	5	0	1
RETAINED	51	31	19	RETAINED	6	4	1
LOST	15	29	6	LOST	0	4	0
RATIO BOYS TO GIRLS			92.9%				7.1%

NYH4011 CENTRAL PARK ICE HOCKEY

BOYS & GIRLS_8 & UNDER				2 AND 2 CHALLENGE			
	12-13	13-14	14-15	14-15 GOAL	VS. GOAL	VS. ACTUAL	15-16 GOAL
TOTAL	80	77	25	81	(56)	(52)	29
NEW	55	44	9	46	(37)	(35)	11
RETAINED	25	33	16	35	(19)	(17)	18
LOST	8	19	21				

BOYS_8 & UNDER				GIRLS_8 & UNDER			
	12-13	13-14	14-15		12-13	13-14	14-15
TOTAL	55	56	13	TOTAL	25	21	12
NEW	42	35	2	NEW	13	9	7
RETAINED	13	21	11	RETAINED	12	12	5
LOST	7	17	19	LOST	1	2	2
RATIO BOYS TO GIRLS			52.0%				48.0%

NYH3074 CHAUTAUQUA COUNTY YOUTH HOCKEY

BOYS & GIRLS_8 & UNDER				2 AND 2 CHALLENGE			
	12-13	13-14	14-15	14-15 GOAL	VS. GOAL	VS. ACTUAL	15-16 GOAL
TOTAL	50	62	108	66	42	46	112
NEW	14	26	77	28	49	51	79
RETAINED	36	36	31	38	(7)	(5)	33
LOST	31	7	12				

BOYS_8 & UNDER				GIRLS_8 & UNDER			
	12-13	13-14	14-15		12-13	13-14	14-15
TOTAL	46	54	95	TOTAL	4	8	13
NEW	12	21	67	NEW	2	5	10
RETAINED	34	33	28	RETAINED	2	3	3
LOST	26	7	10	LOST	5	0	2
RATIO BOYS TO GIRLS			88.0%				12.0%



NYH2309 CHAZY YOUTH HOCKEY INC

BOYS & GIRLS_8 & UNDER				2 AND 2 CHALLENGE			
	12-13	13-14	14-15	14-15 GOAL	VS. GOAL	VS. ACTUAL	15-16 GOAL
TOTAL	69	66	84	70	14	18	88
NEW	32	24	37	26	11	13	39
RETAINED	37	42	47	44	3	5	49
LOST	15	17	11				

BOYS_8 & UNDER				GIRLS_8 & UNDER			
	12-13	13-14	14-15		12-13	13-14	14-15
TOTAL	55	55	59	TOTAL	14	11	25
NEW	21	19	23	NEW	11	5	14
RETAINED	34	36	36	RETAINED	3	6	11
LOST	8	15	10	LOST	7	2	1
RATIO BOYS TO GIRLS			70.2%				29.8%

NYH3073 CHEEKTOWAGA REC HOCKEY

BOYS & GIRLS_8 & UNDER				2 AND 2 CHALLENGE			
	12-13	13-14	14-15	14-15 GOAL	VS. GOAL	VS. ACTUAL	15-16 GOAL
TOTAL	48	51	50	55	(5)	(1)	54
NEW	17	22	25	24	1	3	27
RETAINED	31	29	25	31	(6)	(4)	27
LOST	10	1	12				

BOYS_8 & UNDER				GIRLS_8 & UNDER			
	12-13	13-14	14-15		12-13	13-14	14-15
TOTAL	48	51	48	TOTAL	0	0	2
NEW	17	22	24	NEW	0	0	1
RETAINED	31	29	24	RETAINED	0	0	1
LOST	8	1	12	LOST	2	0	0
RATIO BOYS TO GIRLS			96.0%				4.0%

NYH0018 CITY ICE PAVILLION

BOYS & GIRLS_8 & UNDER				2 AND 2 CHALLENGE			
	12-13	13-14	14-15	14-15 GOAL	VS. GOAL	VS. ACTUAL	15-16 GOAL
TOTAL	17	17	15	21	(6)	(2)	19
NEW	13	11	12	13	(1)	1	14
RETAINED	4	6	3	8	(5)	(3)	5
LOST	0	14	11				

BOYS_8 & UNDER				GIRLS_8 & UNDER			
	12-13	13-14	14-15		12-13	13-14	14-15
TOTAL	14	17	15	TOTAL	3	0	0
NEW	10	11	12	NEW	3	0	0
RETAINED	4	6	3	RETAINED	0	0	0
LOST	0	14	11	LOST	0	0	0
RATIO BOYS TO GIRLS			100.0%				0.0%



NYH3025 CLARENCE MUSTANGS YOUTH HOCKEY INC

BOYS & GIRLS_8 & UNDER				2 AND 2 CHALLENGE			
	12-13	13-14	14-15	14-15 GOAL	VS. GOAL	VS. ACTUAL	15-16 GOAL
TOTAL	20	31	30	35	(5)	(1)	34
NEW	13	24	23	26	(3)	(1)	25
RETAINED	7	7	7	9	(2)	0	9
LOST	1	3	3				

BOYS_8 & UNDER				GIRLS_8 & UNDER			
	12-13	13-14	14-15		12-13	13-14	14-15
TOTAL	18	31	30	TOTAL	2	0	0
NEW	12	24	23	NEW	1	0	0
RETAINED	6	7	7	RETAINED	1	0	0
LOST	1	3	3	LOST	0	0	0
RATIO BOYS TO GIRLS			100.0%				0.0%

NYH2022 CLIFTON PARK YOUTH HOCKEY ASSOCIATION

BOYS & GIRLS_8 & UNDER				2 AND 2 CHALLENGE			
	12-13	13-14	14-15	14-15 GOAL	VS. GOAL	VS. ACTUAL	15-16 GOAL
TOTAL	75	79	96	83	13	17	100
NEW	25	38	47	40	7	9	49
RETAINED	50	41	49	43	6	8	51
LOST	29	15	18				

BOYS_8 & UNDER				GIRLS_8 & UNDER			
	12-13	13-14	14-15		12-13	13-14	14-15
TOTAL	65	69	85	TOTAL	10	10	11
NEW	21	34	43	NEW	4	4	4
RETAINED	44	35	42	RETAINED	6	6	7
LOST	21	11	17	LOST	8	4	1
RATIO BOYS TO GIRLS			88.5%				11.5%

NYH1237 CLINTON COMETS YOUTH HOCKEY ASSOCIATION

BOYS & GIRLS_8 & UNDER				2 AND 2 CHALLENGE			
	12-13	13-14	14-15	14-15 GOAL	VS. GOAL	VS. ACTUAL	15-16 GOAL
TOTAL	63	26	89	30	59	63	93
NEW	23	2	55	4	51	53	57
RETAINED	40	24	34	26	8	10	36
LOST	37	27	3				

BOYS_8 & UNDER				GIRLS_8 & UNDER			
	12-13	13-14	14-15		12-13	13-14	14-15
TOTAL	58	24	81	TOTAL	5	2	8
NEW	19	2	49	NEW	4	0	6
RETAINED	39	22	32	RETAINED	1	2	2
LOST	30	24	2	LOST	7	3	1
RATIO BOYS TO GIRLS			91.0%				9.0%



NYH1040 CNY BOBCATS

BOYS & GIRLS_8 & UNDER				2 AND 2 CHALLENGE			
	12-13	13-14	14-15	14-15 GOAL	VS. GOAL	VS. ACTUAL	15-16 GOAL
TOTAL	8	8	13	12	1	5	17
NEW	4	4	10	6	4	6	12
RETAINED	4	4	3	6	(3)	(1)	5
LOST	0	2	1				

BOYS_8 & UNDER				GIRLS_8 & UNDER			
	12-13	13-14	14-15		12-13	13-14	14-15
TOTAL	0	0	0	TOTAL	8	8	13
NEW	0	0	0	NEW	4	4	10
RETAINED	0	0	0	RETAINED	4	4	3
LOST	0	0	0	LOST	0	2	1
RATIO BOYS TO GIRLS			0.0%				100.0%

NYH1023 CORNING YOUTH HOCKEY

BOYS & GIRLS_8 & UNDER				2 AND 2 CHALLENGE			
	12-13	13-14	14-15	14-15 GOAL	VS. GOAL	VS. ACTUAL	15-16 GOAL
TOTAL	9	16	20	20	0	4	24
NEW	8	12	9	14	(5)	(3)	11
RETAINED	1	4	11	6	5	7	13
LOST	0	0	0				

BOYS_8 & UNDER				GIRLS_8 & UNDER			
	12-13	13-14	14-15		12-13	13-14	14-15
TOTAL	8	13	17	TOTAL	1	3	3
NEW	7	9	8	NEW	1	3	1
RETAINED	1	4	9	RETAINED	0	0	2
LOST	0	0	0	LOST	0	0	0
RATIO BOYS TO GIRLS			85.0%				15.0%

NYH1213 CORTLAND COUNTY YOUTH HOCKEY

BOYS & GIRLS_8 & UNDER				2 AND 2 CHALLENGE			
	12-13	13-14	14-15	14-15 GOAL	VS. GOAL	VS. ACTUAL	15-16 GOAL
TOTAL	39	37	64	41	23	27	68
NEW	11	14	48	16	32	34	50
RETAINED	28	23	16	25	(9)	(7)	18
LOST	10	7	7				

BOYS_8 & UNDER				GIRLS_8 & UNDER			
	12-13	13-14	14-15		12-13	13-14	14-15
TOTAL	32	34	50	TOTAL	7	3	14
NEW	9	13	37	NEW	2	1	11
RETAINED	23	21	13	RETAINED	5	2	3
LOST	8	4	7	LOST	2	3	0
RATIO BOYS TO GIRLS			78.1%				21.9%



NYH3119 DEPEW SAINTS HOCKEY

BOYS & GIRLS_8 & UNDER				2 AND 2 CHALLENGE			
	12-13	13-14	14-15	14-15 GOAL	VS. GOAL	VS. ACTUAL	15-16 GOAL
TOTAL	109	123	135	127	8	12	139
NEW	38	60	67	62	5	7	69
RETAINED	71	63	68	65	3	5	70
LOST	10	12	6				

BOYS_8 & UNDER				GIRLS_8 & UNDER			
	12-13	13-14	14-15		12-13	13-14	14-15
TOTAL	98	115	126	TOTAL	11	8	9
NEW	35	57	60	NEW	3	3	7
RETAINED	63	58	66	RETAINED	8	5	2
LOST	9	11	6	LOST	1	1	0
RATIO BOYS TO GIRLS			93.3%				6.7%

NYH0020 DIX HILLS MITES

BOYS & GIRLS_8 & UNDER				2 AND 2 CHALLENGE			
	12-13	13-14	14-15	14-15 GOAL	VS. GOAL	VS. ACTUAL	15-16 GOAL
TOTAL	74	73	74	77	(3)	1	78
NEW	44	39	38	41	(3)	(1)	40
RETAINED	30	34	36	36	0	2	38
LOST	15	17	23				

BOYS_8 & UNDER				GIRLS_8 & UNDER			
	12-13	13-14	14-15		12-13	13-14	14-15
TOTAL	71	66	68	TOTAL	3	7	6
NEW	41	34	36	NEW	3	5	2
RETAINED	30	32	32	RETAINED	0	2	4
LOST	14	17	20	LOST	1	0	3
RATIO BOYS TO GIRLS			91.9%				8.1%

NYH3008 EAST AURORA YOUTH HOCKEY

BOYS & GIRLS_8 & UNDER				2 AND 2 CHALLENGE			
	12-13	13-14	14-15	14-15 GOAL	VS. GOAL	VS. ACTUAL	15-16 GOAL
TOTAL	54	50	39	54	(15)	(11)	43
NEW	54	21	18	23	(5)	(3)	20
RETAINED	0	29	21	31	(10)	(8)	23
LOST	0	9	9				

BOYS_8 & UNDER				GIRLS_8 & UNDER			
	12-13	13-14	14-15		12-13	13-14	14-15
TOTAL	53	48	38	TOTAL	1	2	1
NEW	53	19	17	NEW	1	2	1
RETAINED	0	29	21	RETAINED	0	0	0
LOST	0	8	7	LOST	0	1	2
RATIO BOYS TO GIRLS			97.4%				2.6%





NYH1086 ELMIRA HOCKEY ASSOCIATION

BOYS & GIRLS_8 & UNDER				2 AND 2 CHALLENGE			
	12-13	13-14	14-15	14-15 GOAL	VS. GOAL	VS. ACTUAL	15-16 GOAL
TOTAL	114	102	104	106	(2)	2	108
NEW	40	31	44	33	11	13	46
RETAINED	74	71	60	73	(13)	(11)	62
LOST	25	27	22				

BOYS_8 & UNDER				GIRLS_8 & UNDER			
	12-13	13-14	14-15		12-13	13-14	14-15
TOTAL	97	86	91	TOTAL	17	16	13
NEW	37	23	40	NEW	3	8	4
RETAINED	60	63	51	RETAINED	14	8	9
LOST	16	21	17	LOST	9	6	5
RATIO BOYS TO GIRLS			87.5%				12.5%

NYH1242 FULTON YOUTH HOCKEY

BOYS & GIRLS_8 & UNDER				2 AND 2 CHALLENGE			
	12-13	13-14	14-15	14-15 GOAL	VS. GOAL	VS. ACTUAL	15-16 GOAL
TOTAL	31	12	15	16	(1)	3	19
NEW	13	3	7	5	2	4	9
RETAINED	18	9	8	11	(3)	(1)	10
LOST	3	10	2				

BOYS_8 & UNDER				GIRLS_8 & UNDER			
	12-13	13-14	14-15		12-13	13-14	14-15
TOTAL	27	8	10	TOTAL	4	4	5
NEW	11	2	6	NEW	2	1	1
RETAINED	16	6	4	RETAINED	2	3	4
LOST	1	10	2	LOST	2	0	0
RATIO BOYS TO GIRLS			66.7%				33.3%

NYH3051 GENESEE AMATEUR HOCKEY ASSOCIATION

BOYS & GIRLS_8 & UNDER				2 AND 2 CHALLENGE			
	12-13	13-14	14-15	14-15 GOAL	VS. GOAL	VS. ACTUAL	15-16 GOAL
TOTAL	69	66	67	70	(3)	1	71
NEW	21	24	40	26	14	16	42
RETAINED	48	42	27	44	(17)	(15)	29
LOST	13	12	27				

BOYS_8 & UNDER				GIRLS_8 & UNDER			
	12-13	13-14	14-15		12-13	13-14	14-15
TOTAL	60	60	57	TOTAL	9	6	10
NEW	20	21	32	NEW	1	3	8
RETAINED	40	39	25	RETAINED	8	3	2
LOST	12	11	24	LOST	1	1	3
RATIO BOYS TO GIRLS			85.1%				14.9%



NYH3232 GENESEO LIVINGSTON BLUES

BOYS & GIRLS_8 & UNDER				2 AND 2 CHALLENGE			
	12-13	13-14	14-15	14-15 GOAL	VS. GOAL	VS. ACTUAL	15-16 GOAL
TOTAL	148	55	105	59	46	50	109
NEW	60	3	54	5	49	51	56
RETAINED	88	52	51	54	(3)	(1)	53
LOST	64	75	6				

BOYS_8 & UNDER				GIRLS_8 & UNDER			
	12-13	13-14	14-15		12-13	13-14	14-15
TOTAL	123	43	89	TOTAL	25	12	16
NEW	50	1	44	NEW	10	2	10
RETAINED	73	42	45	RETAINED	15	10	6
LOST	53	63	5	LOST	11	12	1
RATIO BOYS TO GIRLS			84.8%				15.2%

NYH1319 GENEVA GENERALS HOCKEY ORGANIZATION INC

BOYS & GIRLS_8 & UNDER				2 AND 2 CHALLENGE			
	12-13	13-14	14-15	14-15 GOAL	VS. GOAL	VS. ACTUAL	15-16 GOAL
TOTAL	36	49	47	53	(6)	(2)	51
NEW	13	21	18	23	(5)	(3)	20
RETAINED	23	28	29	30	(1)	1	31
LOST	21	5	8				

BOYS_8 & UNDER				GIRLS_8 & UNDER			
	12-13	13-14	14-15		12-13	13-14	14-15
TOTAL	34	47	41	TOTAL	2	2	6
NEW	12	19	13	NEW	1	2	5
RETAINED	22	28	28	RETAINED	1	0	1
LOST	16	3	7	LOST	5	2	1
RATIO BOYS TO GIRLS			87.2%				12.8%

NYH0079 GREATER NYC ICE HOCKEY

BOYS & GIRLS_8 & UNDER				2 AND 2 CHALLENGE			
	12-13	13-14	14-15	14-15 GOAL	VS. GOAL	VS. ACTUAL	15-16 GOAL
TOTAL	181	206	136	210	(74)	(70)	140
NEW	91	130	71	132	(61)	(59)	73
RETAINED	90	76	65	78	(13)	(11)	67
LOST	121	82	116				

BOYS_8 & UNDER				GIRLS_8 & UNDER			
	12-13	13-14	14-15		12-13	13-14	14-15
TOTAL	162	183	125	TOTAL	19	23	11
NEW	79	118	61	NEW	12	12	10
RETAINED	83	65	64	RETAINED	7	11	1
LOST	107	75	99	LOST	14	7	17
RATIO BOYS TO GIRLS			91.9%				8.1%



NYH0007 GREEN MACHINE ICECATS

BOYS & GIRLS_8 & UNDER				2 AND 2 CHALLENGE			
	12-13	13-14	14-15	14-15 GOAL	VS. GOAL	VS. ACTUAL	15-16 GOAL
TOTAL	0	17	18	21	(3)	1	22
NEW	0	17	8	19	(11)	(9)	10
RETAINED	0	0	10	2	8	10	12
LOST	0	0	1				

BOYS_8 & UNDER				GIRLS_8 & UNDER			
	12-13	13-14	14-15		12-13	13-14	14-15
TOTAL	0	16	17	TOTAL	0	1	1
NEW	0	16	7	NEW	0	1	1
RETAINED	0	0	10	RETAINED	0	0	0
LOST	0	0	1	LOST	0	0	0
RATIO BOYS TO GIRLS			94.4%				5.6%

NYH0132 GULLS AMATEUR HOCKEY ASSOCIATION

BOYS & GIRLS_8 & UNDER				2 AND 2 CHALLENGE			
	12-13	13-14	14-15	14-15 GOAL	VS. GOAL	VS. ACTUAL	15-16 GOAL
TOTAL	28	36	58	40	18	22	62
NEW	20	23	44	25	19	21	46
RETAINED	8	13	14	15	(1)	1	16
LOST	17	2	3				

BOYS_8 & UNDER				GIRLS_8 & UNDER			
	12-13	13-14	14-15		12-13	13-14	14-15
TOTAL	28	36	55	TOTAL	0	0	3
NEW	20	23	41	NEW	0	0	3
RETAINED	8	13	14	RETAINED	0	0	0
LOST	16	2	3	LOST	1	0	0
RATIO BOYS TO GIRLS			94.8%				5.2%

NYH3026 HAMBURG MUNICIPAL HOCKEY ASSOCIATION

BOYS & GIRLS_8 & UNDER				2 AND 2 CHALLENGE			
	12-13	13-14	14-15	14-15 GOAL	VS. GOAL	VS. ACTUAL	15-16 GOAL
TOTAL	320	266	217	270	(53)	(49)	221
NEW	125	94	68	96	(28)	(26)	70
RETAINED	195	172	149	174	(25)	(23)	151
LOST	47	53	45				

BOYS_8 & UNDER				GIRLS_8 & UNDER			
	12-13	13-14	14-15		12-13	13-14	14-15
TOTAL	296	244	194	TOTAL	24	22	23
NEW	115	86	59	NEW	10	8	9
RETAINED	181	158	135	RETAINED	14	14	14
LOST	42	47	42	LOST	5	6	3
RATIO BOYS TO GIRLS			89.4%				10.6%



NYH4409 ICE HOCKEY IN HARLEM

BOYS & GIRLS_8 & UNDER				2 AND 2 CHALLENGE			
	12-13	13-14	14-15	14-15 GOAL	VS. GOAL	VS. ACTUAL	15-16 GOAL
TOTAL	80	90	49	94	(45)	(41)	53
NEW	39	49	25	51	(26)	(24)	27
RETAINED	41	41	24	43	(19)	(17)	26
LOST	24	13	38				

BOYS_8 & UNDER				GIRLS_8 & UNDER			
	12-13	13-14	14-15		12-13	13-14	14-15
TOTAL	71	70	34	TOTAL	9	20	15
NEW	35	35	13	NEW	4	14	12
RETAINED	36	35	21	RETAINED	5	6	3
LOST	15	11	25	LOST	9	2	13
RATIO BOYS TO GIRLS			69.4%				30.6%

NYH4402 ICE TIME SPORTS COMPLEX

BOYS & GIRLS_8 & UNDER				2 AND 2 CHALLENGE			
	12-13	13-14	14-15	14-15 GOAL	VS. GOAL	VS. ACTUAL	15-16 GOAL
TOTAL	30	55	47	59	(12)	(8)	51
NEW	17	33	22	35	(13)	(11)	24
RETAINED	13	22	25	24	1	3	27
LOST	5	9	13				

BOYS_8 & UNDER				GIRLS_8 & UNDER			
	12-13	13-14	14-15		12-13	13-14	14-15
TOTAL	29	53	44	TOTAL	1	2	3
NEW	16	32	19	NEW	1	1	3
RETAINED	13	21	25	RETAINED	0	1	0
LOST	4	9	11	LOST	1	0	2
RATIO BOYS TO GIRLS			93.6%				6.4%

NYH1011 ITHACA YOUTH HOCKEY ASSOCIATION

BOYS & GIRLS_8 & UNDER				2 AND 2 CHALLENGE			
	12-13	13-14	14-15	14-15 GOAL	VS. GOAL	VS. ACTUAL	15-16 GOAL
TOTAL	176	153	103	157	(54)	(50)	107
NEW	78	56	36	58	(22)	(20)	38
RETAINED	98	97	67	99	(32)	(30)	69
LOST	53	55	56				

BOYS_8 & UNDER				GIRLS_8 & UNDER			
	12-13	13-14	14-15		12-13	13-14	14-15
TOTAL	133	117	86	TOTAL	43	36	17
NEW	56	40	28	NEW	22	16	8
RETAINED	77	77	58	RETAINED	21	20	9
LOST	34	36	34	LOST	19	19	22
RATIO BOYS TO GIRLS			83.5%				16.5%



NYH2301 LAKE PLACID YOUTH ATHLETIC ASSOCIATION

BOYS & GIRLS_8 & UNDER				2 AND 2 CHALLENGE			
	12-13	13-14	14-15	14-15 GOAL	VS. GOAL	VS. ACTUAL	15-16 GOAL
TOTAL	61	76	43	80	(37)	(33)	47
NEW	24	41	8	43	(35)	(33)	10
RETAINED	37	35	35	37	(2)	0	37
LOST	4	9	33				

BOYS_8 & UNDER				GIRLS_8 & UNDER			
	12-13	13-14	14-15		12-13	13-14	14-15
TOTAL	47	60	32	TOTAL	14	16	11
NEW	18	30	4	NEW	6	11	4
RETAINED	29	30	28	RETAINED	8	5	7
LOST	3	6	23	LOST	1	3	10
RATIO BOYS TO GIRLS			74.4%				25.6%

NYH2296 LEWIS COUNTY

BOYS & GIRLS_8 & UNDER				2 AND 2 CHALLENGE			
	12-13	13-14	14-15	14-15 GOAL	VS. GOAL	VS. ACTUAL	15-16 GOAL
TOTAL	11	9	11	13	(2)	2	15
NEW	6	3	7	5	2	4	9
RETAINED	5	6	4	8	(4)	(2)	6
LOST	9	1	1				

BOYS_8 & UNDER				GIRLS_8 & UNDER			
	12-13	13-14	14-15		12-13	13-14	14-15
TOTAL	9	8	9	TOTAL	2	1	2
NEW	5	3	6	NEW	1	0	1
RETAINED	4	5	3	RETAINED	1	1	1
LOST	7	1	1	LOST	2	0	0
RATIO BOYS TO GIRLS			81.8%				18.2%

NYH0006 LONG ISLAND EDGE SKATING CLUB

BOYS & GIRLS_8 & UNDER				2 AND 2 CHALLENGE			
	12-13	13-14	14-15	14-15 GOAL	VS. GOAL	VS. ACTUAL	15-16 GOAL
TOTAL	30	24	23	28	(5)	(1)	27
NEW	14	14	14	16	(2)	0	16
RETAINED	16	10	9	12	(3)	(1)	11
LOST	2	0	0				

BOYS_8 & UNDER				GIRLS_8 & UNDER			
	12-13	13-14	14-15		12-13	13-14	14-15
TOTAL	30	22	22	TOTAL	0	2	1
NEW	14	12	14	NEW	0	2	0
RETAINED	16	10	8	RETAINED	0	0	1
LOST	2	0	0	LOST	0	0	0
RATIO BOYS TO GIRLS			95.7%				4.3%



NYH0074 LONG ISLAND REBELS

BOYS & GIRLS_8 & UNDER				2 AND 2 CHALLENGE			
	12-13	13-14	14-15	14-15 GOAL	VS. GOAL	VS. ACTUAL	15-16 GOAL
TOTAL	17	16	15	20	(5)	(1)	19
NEW	7	13	9	15	(6)	(4)	11
RETAINED	10	3	6	5	1	3	8
LOST	1	1	1				

BOYS_8 & UNDER				GIRLS_8 & UNDER			
	12-13	13-14	14-15		12-13	13-14	14-15
TOTAL	17	16	15	TOTAL	0	0	0
NEW	7	13	9	NEW	0	0	0
RETAINED	10	3	6	RETAINED	0	0	0
LOST	1	1	1	LOST	0	0	0
RATIO BOYS TO GIRLS			100.0%				0.0%

NYH0028 LONG ISLAND ROYALS

BOYS & GIRLS_8 & UNDER				2 AND 2 CHALLENGE			
	12-13	13-14	14-15	14-15 GOAL	VS. GOAL	VS. ACTUAL	15-16 GOAL
TOTAL	112	83	102	87	15	19	106
NEW	61	33	51	35	16	18	53
RETAINED	51	50	51	52	(1)	1	53
LOST	30	36	21				

BOYS_8 & UNDER				GIRLS_8 & UNDER			
	12-13	13-14	14-15		12-13	13-14	14-15
TOTAL	108	79	99	TOTAL	4	4	3
NEW	57	31	50	NEW	4	2	1
RETAINED	51	48	49	RETAINED	0	2	2
LOST	30	35	20	LOST	0	1	1
RATIO BOYS TO GIRLS			97.1%				2.9%

NYH2049 LOUISVILLE MINOR HOCKEY ASSOCIATION

BOYS & GIRLS_8 & UNDER				2 AND 2 CHALLENGE			
	12-13	13-14	14-15	14-15 GOAL	VS. GOAL	VS. ACTUAL	15-16 GOAL
TOTAL	31	25	22	29	(7)	(3)	26
NEW	14	13	11	15	(4)	(2)	13
RETAINED	17	12	11	14	(3)	(1)	13
LOST	26	10	10				

BOYS_8 & UNDER				GIRLS_8 & UNDER			
	12-13	13-14	14-15		12-13	13-14	14-15
TOTAL	27	21	19	TOTAL	4	4	3
NEW	12	11	9	NEW	2	2	2
RETAINED	15	10	10	RETAINED	2	2	1
LOST	25	9	10	LOST	1	1	0
RATIO BOYS TO GIRLS			86.4%				13.6%



NYH1368 LYSANDER YOUTH HOCKEY ASSOCIATION

BOYS & GIRLS_8 & UNDER				2 AND 2 CHALLENGE			
	12-13	13-14	14-15	14-15 GOAL	VS. GOAL	VS. ACTUAL	15-16 GOAL
TOTAL	124	98	103	102	1	5	107
NEW	45	35	56	37	19	21	58
RETAINED	79	63	47	65	(18)	(16)	49
LOST	38	43	27				

BOYS_8 & UNDER				GIRLS_8 & UNDER			
	12-13	13-14	14-15		12-13	13-14	14-15
TOTAL	105	89	90	TOTAL	19	9	13
NEW	36	29	49	NEW	9	6	7
RETAINED	69	60	41	RETAINED	10	3	6
LOST	34	32	23	LOST	4	11	4
RATIO BOYS TO GIRLS			87.4%				12.6%

NYH2023 MALONE MINOR HOCKEY

BOYS & GIRLS_8 & UNDER				2 AND 2 CHALLENGE			
	12-13	13-14	14-15	14-15 GOAL	VS. GOAL	VS. ACTUAL	15-16 GOAL
TOTAL	71	66	77	70	7	11	81
NEW	38	32	43	34	9	11	45
RETAINED	33	34	34	36	(2)	0	36
LOST	8	20	19				

BOYS_8 & UNDER				GIRLS_8 & UNDER			
	12-13	13-14	14-15		12-13	13-14	14-15
TOTAL	58	56	64	TOTAL	13	10	13
NEW	28	28	35	NEW	10	4	8
RETAINED	30	28	29	RETAINED	3	6	5
LOST	5	16	16	LOST	3	4	3
RATIO BOYS TO GIRLS			83.1%				16.9%

NYH4394 MAMARONECK (TOWN OF)

BOYS & GIRLS_8 & UNDER				2 AND 2 CHALLENGE			
	12-13	13-14	14-15	14-15 GOAL	VS. GOAL	VS. ACTUAL	15-16 GOAL
TOTAL	106	84	72	88	(16)	(12)	76
NEW	59	40	43	42	1	3	45
RETAINED	47	44	29	46	(17)	(15)	31
LOST	45	44	35				

BOYS_8 & UNDER				GIRLS_8 & UNDER			
	12-13	13-14	14-15		12-13	13-14	14-15
TOTAL	92	71	63	TOTAL	14	13	9
NEW	50	30	38	NEW	9	10	5
RETAINED	42	41	25	RETAINED	5	3	4
LOST	37	36	29	LOST	8	8	6
RATIO BOYS TO GIRLS			87.5%				12.5%



NYH0055 MAMARONECK YOUTH HOCKEY

BOYS & GIRLS_8 & UNDER				2 AND 2 CHALLENGE			
	12-13	13-14	14-15	14-15 GOAL	VS. GOAL	VS. ACTUAL	15-16 GOAL
TOTAL	35	34	30	38	(8)	(4)	34
NEW	7	14	20	16	4	6	22
RETAINED	28	20	10	22	(12)	(10)	12
LOST	9	3	2				

BOYS_8 & UNDER				GIRLS_8 & UNDER			
	12-13	13-14	14-15		12-13	13-14	14-15
TOTAL	29	28	27	TOTAL	6	6	3
NEW	5	13	18	NEW	2	1	2
RETAINED	24	15	9	RETAINED	4	5	1
LOST	6	2	2	LOST	3	1	0
RATIO BOYS TO GIRLS			90.0%				10.0%

NYH4073 MARINERS HOCKEY

BOYS & GIRLS_8 & UNDER				2 AND 2 CHALLENGE			
	12-13	13-14	14-15	14-15 GOAL	VS. GOAL	VS. ACTUAL	15-16 GOAL
TOTAL	26	25	28	29	(1)	3	32
NEW	19	10	14	12	2	4	16
RETAINED	7	15	14	17	(3)	(1)	16
LOST	3	3	4				

BOYS_8 & UNDER				GIRLS_8 & UNDER			
	12-13	13-14	14-15		12-13	13-14	14-15
TOTAL	26	23	25	TOTAL	0	2	3
NEW	19	8	12	NEW	0	2	2
RETAINED	7	15	13	RETAINED	0	0	1
LOST	3	3	4	LOST	0	0	0
RATIO BOYS TO GIRLS			89.3%				10.7%

NYH2016 MASSENA MINOR HOCKEY ASSOCIATION

BOYS & GIRLS_8 & UNDER				2 AND 2 CHALLENGE			
	12-13	13-14	14-15	14-15 GOAL	VS. GOAL	VS. ACTUAL	15-16 GOAL
TOTAL	60	62	60	66	(6)	(2)	64
NEW	28	26	17	28	(11)	(9)	19
RETAINED	32	36	43	38	5	7	45
LOST	15	11	9				

BOYS_8 & UNDER				GIRLS_8 & UNDER			
	12-13	13-14	14-15		12-13	13-14	14-15
TOTAL	46	48	45	TOTAL	14	14	15
NEW	20	18	10	NEW	8	8	7
RETAINED	26	30	35	RETAINED	6	6	8
LOST	12	6	2	LOST	3	5	7
RATIO BOYS TO GIRLS			75.0%				25.0%





NYH1055 MIDSTATE YOUTH HOCKEY

BOYS & GIRLS_8 & UNDER				2 AND 2 CHALLENGE			
	12-13	13-14	14-15	14-15 GOAL	VS. GOAL	VS. ACTUAL	15-16 GOAL
TOTAL	124	126	127	130	(3)	1	131
NEW	79	68	56	70	(14)	(12)	58
RETAINED	45	58	71	60	11	13	73
LOST	12	33	25				

BOYS_8 & UNDER				GIRLS_8 & UNDER			
	12-13	13-14	14-15		12-13	13-14	14-15
TOTAL	109	115	119	TOTAL	15	11	8
NEW	70	61	53	NEW	9	7	3
RETAINED	39	54	66	RETAINED	6	4	5
LOST	11	26	21	LOST	1	7	4
RATIO BOYS TO GIRLS			93.7%				6.3%

NYH4269 MILLBROOK YOUTH HOCKEY

BOYS & GIRLS_8 & UNDER				2 AND 2 CHALLENGE			
	12-13	13-14	14-15	14-15 GOAL	VS. GOAL	VS. ACTUAL	15-16 GOAL
TOTAL	28	63	57	67	(10)	(6)	61
NEW	14	43	31	45	(14)	(12)	33
RETAINED	14	20	26	22	4	6	28
LOST	7	3	20				

BOYS_8 & UNDER				GIRLS_8 & UNDER			
	12-13	13-14	14-15		12-13	13-14	14-15
TOTAL	23	53	49	TOTAL	5	10	8
NEW	11	38	26	NEW	3	5	5
RETAINED	12	15	23	RETAINED	2	5	3
LOST	6	3	15	LOST	1	0	5
RATIO BOYS TO GIRLS			86.0%				14.0%

NYH1019 MOHAWK VALLEY YOUTH HOCKEY ASSOCIATION

BOYS & GIRLS_8 & UNDER				2 AND 2 CHALLENGE			
	12-13	13-14	14-15	14-15 GOAL	VS. GOAL	VS. ACTUAL	15-16 GOAL
TOTAL	32	27	42	31	11	15	46
NEW	30	20	25	22	3	5	27
RETAINED	2	7	17	9	8	10	19
LOST	12	16	8				

BOYS_8 & UNDER				GIRLS_8 & UNDER			
	12-13	13-14	14-15		12-13	13-14	14-15
TOTAL	28	25	40	TOTAL	4	2	2
NEW	27	19	24	NEW	3	1	1
RETAINED	1	6	16	RETAINED	1	1	1
LOST	9	12	8	LOST	3	4	0
RATIO BOYS TO GIRLS			95.2%				4.8%



NYH3112 MONROE COUNTY YOUTH HOCKEY

BOYS & GIRLS_8 & UNDER				2 AND 2 CHALLENGE			
	12-13	13-14	14-15	14-15 GOAL	VS. GOAL	VS. ACTUAL	15-16 GOAL
TOTAL	106	86	127	90	37	41	131
NEW	55	40	81	42	39	41	83
RETAINED	51	46	46	48	(2)	0	48
LOST	65	36	25				

BOYS_8 & UNDER				GIRLS_8 & UNDER			
	12-13	13-14	14-15		12-13	13-14	14-15
TOTAL	89	75	113	TOTAL	17	11	14
NEW	44	33	72	NEW	11	7	9
RETAINED	45	42	41	RETAINED	6	4	5
LOST	59	26	21	LOST	6	10	4
RATIO BOYS TO GIRLS			89.0%				11.0%

NYH0080 NASSAU COUNTY HOCKEY

BOYS & GIRLS_8 & UNDER				2 AND 2 CHALLENGE			
	12-13	13-14	14-15	14-15 GOAL	VS. GOAL	VS. ACTUAL	15-16 GOAL
TOTAL	109	115	112	119	(7)	(3)	116
NEW	55	64	52	66	(14)	(12)	54
RETAINED	54	51	60	53	7	9	62
LOST	25	18	17				

BOYS_8 & UNDER				GIRLS_8 & UNDER			
	12-13	13-14	14-15		12-13	13-14	14-15
TOTAL	107	111	109	TOTAL	2	4	3
NEW	54	62	50	NEW	1	2	2
RETAINED	53	49	59	RETAINED	1	2	1
LOST	24	18	16	LOST	1	0	1
RATIO BOYS TO GIRLS			97.3%				2.7%

NYH1021 NEW HARTFORD YOUTH HOCKEY

BOYS & GIRLS_8 & UNDER				2 AND 2 CHALLENGE			
	12-13	13-14	14-15	14-15 GOAL	VS. GOAL	VS. ACTUAL	15-16 GOAL
TOTAL	92	88	86	92	(6)	(2)	90
NEW	35	37	33	39	(6)	(4)	35
RETAINED	57	51	53	53	0	2	55
LOST	39	27	19				

BOYS_8 & UNDER				GIRLS_8 & UNDER			
	12-13	13-14	14-15		12-13	13-14	14-15
TOTAL	75	75	68	TOTAL	17	13	18
NEW	26	31	23	NEW	9	6	10
RETAINED	49	44	45	RETAINED	8	7	8
LOST	30	20	16	LOST	9	7	3
RATIO BOYS TO GIRLS			79.1%				20.9%



NYH4019 NEW ROCHELLE YOUTH HOCKEY

BOYS & GIRLS_8 & UNDER				2 AND 2 CHALLENGE			
	12-13	13-14	14-15	14-15 GOAL	VS. GOAL	VS. ACTUAL	15-16 GOAL
TOTAL	25	47	70	51	19	23	74
NEW	7	29	49	31	18	20	51
RETAINED	18	18	21	20	1	3	23
LOST	18	1	13				

BOYS_8 & UNDER				GIRLS_8 & UNDER			
	12-13	13-14	14-15		12-13	13-14	14-15
TOTAL	25	38	55	TOTAL	0	9	15
NEW	7	20	38	NEW	0	9	11
RETAINED	18	18	17	RETAINED	0	0	4
LOST	17	1	9	LOST	1	0	4
RATIO BOYS TO GIRLS			78.6%				21.4%

NYH0149 NEW YORK APPLE CORE

BOYS & GIRLS_8 & UNDER				2 AND 2 CHALLENGE			
	12-13	13-14	14-15	14-15 GOAL	VS. GOAL	VS. ACTUAL	15-16 GOAL
TOTAL	18	10	21	14	7	11	25
NEW	8	6	17	8	9	11	19
RETAINED	10	4	4	6	(2)	0	6
LOST	0	6	2				

BOYS_8 & UNDER				GIRLS_8 & UNDER			
	12-13	13-14	14-15		12-13	13-14	14-15
TOTAL	18	10	21	TOTAL	0	0	0
NEW	8	6	17	NEW	0	0	0
RETAINED	10	4	4	RETAINED	0	0	0
LOST	0	6	2	LOST	0	0	0
RATIO BOYS TO GIRLS			100.0%				0.0%

NYH0123 NEW YORK CITY CYCLONES INC

BOYS & GIRLS_8 & UNDER				2 AND 2 CHALLENGE			
	12-13	13-14	14-15	14-15 GOAL	VS. GOAL	VS. ACTUAL	15-16 GOAL
TOTAL	20	18	19	22	(3)	1	23
NEW	18	13	16	15	1	3	18
RETAINED	2	5	3	7	(4)	(2)	5
LOST	6	4	2				

BOYS_8 & UNDER				GIRLS_8 & UNDER			
	12-13	13-14	14-15		12-13	13-14	14-15
TOTAL	20	18	18	TOTAL	0	0	1
NEW	18	13	15	NEW	0	0	1
RETAINED	2	5	3	RETAINED	0	0	0
LOST	6	4	2	LOST	0	0	0
RATIO BOYS TO GIRLS			94.7%				5.3%



NYH3091 NIAGARA JUNIOR PURPLE EAGLES

BOYS & GIRLS_8 & UNDER				2 AND 2 CHALLENGE			
	12-13	13-14	14-15	14-15 GOAL	VS. GOAL	VS. ACTUAL	15-16 GOAL
TOTAL	266	296	243	300	(57)	(53)	247
NEW	88	114	67	116	(49)	(47)	69
RETAINED	178	182	176	184	(8)	(6)	178
LOST	78	70	85				

BOYS_8 & UNDER				GIRLS_8 & UNDER			
	12-13	13-14	14-15		12-13	13-14	14-15
TOTAL	243	262	204	TOTAL	23	34	39
NEW	81	98	55	NEW	7	16	12
RETAINED	162	164	149	RETAINED	16	18	27
LOST	68	61	78	LOST	10	9	7
RATIO BOYS TO GIRLS			84.0%				16.0%

NYH2069 NORFOLK NORWOOD MINOR HOCKEY ASSOCIATION

BOYS & GIRLS_8 & UNDER				2 AND 2 CHALLENGE			
	12-13	13-14	14-15	14-15 GOAL	VS. GOAL	VS. ACTUAL	15-16 GOAL
TOTAL	57	42	34	46	(12)	(8)	38
NEW	18	12	11	14	(3)	(1)	13
RETAINED	39	30	23	32	(9)	(7)	25
LOST	11	10	10				

BOYS_8 & UNDER				GIRLS_8 & UNDER			
	12-13	13-14	14-15		12-13	13-14	14-15
TOTAL	42	32	22	TOTAL	15	10	12
NEW	12	7	6	NEW	6	5	5
RETAINED	30	25	16	RETAINED	9	5	7
LOST	5	7	8	LOST	6	3	2
RATIO BOYS TO GIRLS			64.7%				35.3%

NYH2214 NORTH COUNTRY YOUTH HOCKEY INC

BOYS & GIRLS_8 & UNDER				2 AND 2 CHALLENGE			
	12-13	13-14	14-15	14-15 GOAL	VS. GOAL	VS. ACTUAL	15-16 GOAL
TOTAL	32	49	48	53	(5)	(1)	52
NEW	11	28	31	30	1	3	33
RETAINED	21	21	17	23	(6)	(4)	19
LOST	5	2	22				

BOYS_8 & UNDER				GIRLS_8 & UNDER			
	12-13	13-14	14-15		12-13	13-14	14-15
TOTAL	25	36	38	TOTAL	7	13	10
NEW	8	19	24	NEW	3	9	7
RETAINED	17	17	14	RETAINED	4	4	3
LOST	4	1	15	LOST	1	1	7
RATIO BOYS TO GIRLS			79.2%				20.8%



NYH3247 NORTHERN CHAUTAUQUA COUNTY YOUTH HOCKEY

BOYS & GIRLS_8 & UNDER				2 AND 2 CHALLENGE			
	12-13	13-14	14-15	14-15 GOAL	VS. GOAL	VS. ACTUAL	15-16 GOAL
TOTAL	61	54	46	58	(12)	(8)	50
NEW	24	16	17	18	(1)	1	19
RETAINED	37	38	29	40	(11)	(9)	31
LOST	15	9	7				

BOYS_8 & UNDER				GIRLS_8 & UNDER			
	12-13	13-14	14-15		12-13	13-14	14-15
TOTAL	55	48	40	TOTAL	6	6	6
NEW	22	13	12	NEW	2	3	5
RETAINED	33	35	28	RETAINED	4	3	1
LOST	14	7	7	LOST	1	2	0
RATIO BOYS TO GIRLS			87.0%				13.0%

NYH2182 NORTH FRANKLIN SPORTS INC

BOYS & GIRLS_8 & UNDER				2 AND 2 CHALLENGE			
	12-13	13-14	14-15	14-15 GOAL	VS. GOAL	VS. ACTUAL	15-16 GOAL
TOTAL	69	56	60	60	0	4	64
NEW	25	26	28	28	0	2	30
RETAINED	44	30	32	32	0	2	34
LOST	38	24	10				

BOYS_8 & UNDER				GIRLS_8 & UNDER			
	12-13	13-14	14-15		12-13	13-14	14-15
TOTAL	57	44	47	TOTAL	12	12	13
NEW	19	17	22	NEW	6	9	6
RETAINED	38	27	25	RETAINED	6	3	7
LOST	28	18	6	LOST	10	6	4
RATIO BOYS TO GIRLS			78.3%				21.7%

NYH4033 NORTH PARK HOCKEY

BOYS & GIRLS_8 & UNDER				2 AND 2 CHALLENGE			
	12-13	13-14	14-15	14-15 GOAL	VS. GOAL	VS. ACTUAL	15-16 GOAL
TOTAL	72	62	60	66	(6)	(2)	64
NEW	52	30	24	32	(8)	(6)	26
RETAINED	20	32	36	34	2	4	38
LOST	1	17	11				

BOYS_8 & UNDER				GIRLS_8 & UNDER			
	12-13	13-14	14-15		12-13	13-14	14-15
TOTAL	67	57	56	TOTAL	5	5	4
NEW	48	28	21	NEW	4	2	3
RETAINED	19	29	35	RETAINED	1	3	1
LOST	0	17	8	LOST	1	0	3
RATIO BOYS TO GIRLS			93.3%				6.7%



NYH4020 NORTH ROCKLAND YOUTH HOCKEY ASSOCIATION

BOYS & GIRLS_8 & UNDER				2 AND 2 CHALLENGE			
	12-13	13-14	14-15	14-15 GOAL	VS. GOAL	VS. ACTUAL	15-16 GOAL
TOTAL	31	34	43	38	5	9	47
NEW	14	18	23	20	3	5	25
RETAINED	17	16	20	18	2	4	22
LOST	4	7	7				

BOYS_8 & UNDER				GIRLS_8 & UNDER			
	12-13	13-14	14-15		12-13	13-14	14-15
TOTAL	26	30	38	TOTAL	5	4	5
NEW	10	16	19	NEW	4	2	4
RETAINED	16	14	19	RETAINED	1	2	1
LOST	4	6	5	LOST	0	1	2
RATIO BOYS TO GIRLS			88.4%				11.6%

NYH4018 NY ICECATS

BOYS & GIRLS_8 & UNDER				2 AND 2 CHALLENGE			
	12-13	13-14	14-15	14-15 GOAL	VS. GOAL	VS. ACTUAL	15-16 GOAL
TOTAL	6	23	36	27	9	13	40
NEW	5	19	29	21	8	10	31
RETAINED	1	4	7	6	1	3	9
LOST	15	3	8				

BOYS_8 & UNDER				GIRLS_8 & UNDER			
	12-13	13-14	14-15		12-13	13-14	14-15
TOTAL	6	22	34	TOTAL	0	1	2
NEW	5	18	27	NEW	0	1	2
RETAINED	1	4	7	RETAINED	0	0	0
LOST	14	3	7	LOST	1	0	1
RATIO BOYS TO GIRLS			94.4%				5.6%

NYH2072 OGDENSBURG MINOR HOCKEY

BOYS & GIRLS_8 & UNDER				2 AND 2 CHALLENGE			
	12-13	13-14	14-15	14-15 GOAL	VS. GOAL	VS. ACTUAL	15-16 GOAL
TOTAL	96	78	85	82	3	7	89
NEW	39	17	32	19	13	15	34
RETAINED	57	61	53	63	(10)	(8)	55
LOST	14	22	15				

BOYS_8 & UNDER				GIRLS_8 & UNDER			
	12-13	13-14	14-15		12-13	13-14	14-15
TOTAL	80	71	67	TOTAL	16	7	18
NEW	30	14	21	NEW	9	3	11
RETAINED	50	57	46	RETAINED	7	4	7
LOST	7	15	14	LOST	7	7	1
RATIO BOYS TO GIRLS			78.8%				21.2%



NYH3047 OLEAN AREA YOUTH HOCKEY

BOYS & GIRLS_8 & UNDER				2 AND 2 CHALLENGE			
	12-13	13-14	14-15	14-15 GOAL	VS. GOAL	VS. ACTUAL	15-16 GOAL
TOTAL	50	28	30	32	(2)	2	34
NEW	19	4	17	6	11	13	19
RETAINED	31	24	13	26	(13)	(11)	15
LOST	26	12	3				

BOYS_8 & UNDER				GIRLS_8 & UNDER			
	12-13	13-14	14-15		12-13	13-14	14-15
TOTAL	38	22	19	TOTAL	12	6	11
NEW	13	3	10	NEW	6	1	7
RETAINED	25	19	9	RETAINED	6	5	4
LOST	23	10	3	LOST	3	2	0
RATIO BOYS TO GIRLS			63.3%				36.7%

NYH1007 ONONDAGA YOUTH HOCKEY

BOYS & GIRLS_8 & UNDER				2 AND 2 CHALLENGE			
	12-13	13-14	14-15	14-15 GOAL	VS. GOAL	VS. ACTUAL	15-16 GOAL
TOTAL	51	43	44	47	(3)	1	48
NEW	28	25	27	27	0	2	29
RETAINED	23	18	17	20	(3)	(1)	19
LOST	9	22	16				

BOYS_8 & UNDER				GIRLS_8 & UNDER			
	12-13	13-14	14-15		12-13	13-14	14-15
TOTAL	40	33	40	TOTAL	11	10	4
NEW	20	20	25	NEW	8	5	2
RETAINED	20	13	15	RETAINED	3	5	2
LOST	8	17	11	LOST	1	5	5
RATIO BOYS TO GIRLS			90.9%				9.1%

NYH1152 OSWEGO MINOR HOCKEY ASSOCIATION INC

BOYS & GIRLS_8 & UNDER				2 AND 2 CHALLENGE			
	12-13	13-14	14-15	14-15 GOAL	VS. GOAL	VS. ACTUAL	15-16 GOAL
TOTAL	119	111	114	115	(1)	3	118
NEW	50	34	37	36	1	3	39
RETAINED	69	77	77	79	(2)	0	79
LOST	13	20	12				

BOYS_8 & UNDER				GIRLS_8 & UNDER			
	12-13	13-14	14-15		12-13	13-14	14-15
TOTAL	86	81	87	TOTAL	33	30	27
NEW	35	26	30	NEW	15	8	7
RETAINED	51	55	57	RETAINED	18	22	20
LOST	10	16	7	LOST	3	4	5
RATIO BOYS TO GIRLS			76.3%				23.7%



NYH0068 PAL ICE HOCKEY

BOYS & GIRLS_ 8 & UNDER				2 AND 2 CHALLENGE			
	12-13	13-14	14-15	14-15 GOAL	VS. GOAL	VS. ACTUAL	15-16 GOAL
TOTAL	18	16	21	20	1	5	25
NEW	17	11	19	13	6	8	21
RETAINED	1	5	2	7	(5)	(3)	4
LOST	0	1	0				

BOYS_ 8 & UNDER				GIRLS_ 8 & UNDER			
	12-13	13-14	14-15		12-13	13-14	14-15
TOTAL	17	16	21	TOTAL	1	0	0
NEW	16	11	19	NEW	1	0	0
RETAINED	1	5	2	RETAINED	0	0	0
LOST	0	1	0	LOST	0	0	0
RATIO BOYS TO GIRLS			100.0%				0.0%

NYH4404 PALISADES PREDATORS

BOYS & GIRLS_ 8 & UNDER				2 AND 2 CHALLENGE			
	12-13	13-14	14-15	14-15 GOAL	VS. GOAL	VS. ACTUAL	15-16 GOAL
TOTAL	37	39	31	43	(12)	(8)	35
NEW	21	18	16	20	(4)	(2)	18
RETAINED	16	21	15	23	(8)	(6)	17
LOST	2	4	9				

BOYS_ 8 & UNDER				GIRLS_ 8 & UNDER			
	12-13	13-14	14-15		12-13	13-14	14-15
TOTAL	35	35	29	TOTAL	2	4	2
NEW	20	17	15	NEW	1	1	1
RETAINED	15	18	14	RETAINED	1	3	1
LOST	1	4	8	LOST	1	0	1
RATIO BOYS TO GIRLS			93.5%				6.5%

NYH4125 PELHAM HOCKEY ASSOCIATION

BOYS & GIRLS_ 8 & UNDER				2 AND 2 CHALLENGE			
	12-13	13-14	14-15	14-15 GOAL	VS. GOAL	VS. ACTUAL	15-16 GOAL
TOTAL	42	28	38	32	6	10	42
NEW	20	16	17	18	(1)	1	19
RETAINED	22	12	21	14	7	9	23
LOST	8	10	2				

BOYS_ 8 & UNDER				GIRLS_ 8 & UNDER			
	12-13	13-14	14-15		12-13	13-14	14-15
TOTAL	40	27	38	TOTAL	2	1	0
NEW	19	16	17	NEW	1	0	0
RETAINED	21	11	21	RETAINED	1	1	0
LOST	6	10	2	LOST	2	0	0
RATIO BOYS TO GIRLS			100.0%				0.0%





NYH3143 PERINTON YOUTH HOCKEY

BOYS & GIRLS_8 & UNDER				2 AND 2 CHALLENGE			
	12-13	13-14	14-15	14-15 GOAL	VS. GOAL	VS. ACTUAL	15-16 GOAL
TOTAL	185	158	169	162	7	11	173
NEW	84	61	65	63	2	4	67
RETAINED	101	97	104	99	5	7	106
LOST	21	45	22				

BOYS_8 & UNDER				GIRLS_8 & UNDER			
	12-13	13-14	14-15		12-13	13-14	14-15
TOTAL	175	150	157	TOTAL	10	8	12
NEW	81	57	57	NEW	3	4	8
RETAINED	94	93	100	RETAINED	7	4	4
LOST	14	38	20	LOST	7	7	2
RATIO BOYS TO GIRLS			92.9%				7.1%

NYH2222 PLATTSBURGH YOUTH HOCKEY ASSOCIATION

BOYS & GIRLS_8 & UNDER				2 AND 2 CHALLENGE			
	12-13	13-14	14-15	14-15 GOAL	VS. GOAL	VS. ACTUAL	15-16 GOAL
TOTAL	131	130	127	134	(7)	(3)	131
NEW	56	51	51	53	(2)	0	53
RETAINED	75	79	76	81	(5)	(3)	78
LOST	38	39	36				

BOYS_8 & UNDER				GIRLS_8 & UNDER			
	12-13	13-14	14-15		12-13	13-14	14-15
TOTAL	111	112	108	TOTAL	20	18	19
NEW	51	41	40	NEW	5	10	11
RETAINED	60	71	68	RETAINED	15	8	8
LOST	33	31	28	LOST	5	8	8
RATIO BOYS TO GIRLS			85.0%				15.0%

NYH2015 POTSDAM JUNIOR HOCKEY

BOYS & GIRLS_8 & UNDER				2 AND 2 CHALLENGE			
	12-13	13-14	14-15	14-15 GOAL	VS. GOAL	VS. ACTUAL	15-16 GOAL
TOTAL	55	60	61	64	(3)	1	65
NEW	22	19	17	21	(4)	(2)	19
RETAINED	33	41	44	43	1	3	46
LOST	11	7	8				

BOYS_8 & UNDER				GIRLS_8 & UNDER			
	12-13	13-14	14-15		12-13	13-14	14-15
TOTAL	42	46	49	TOTAL	13	14	12
NEW	19	16	14	NEW	3	3	3
RETAINED	23	30	35	RETAINED	10	11	9
LOST	8	6	5	LOST	3	1	3
RATIO BOYS TO GIRLS			80.3%				19.7%



NYH0095 RICHMOND STORM

BOYS & GIRLS_8 & UNDER				2 AND 2 CHALLENGE			
	12-13	13-14	14-15	14-15 GOAL	VS. GOAL	VS. ACTUAL	15-16 GOAL
TOTAL	0	0	36	4	32	36	40
NEW	0	0	36	2	34	36	38
RETAINED	0	0	0	2	(2)	0	2
LOST	0	0	0				

BOYS_8 & UNDER				GIRLS_8 & UNDER			
	12-13	13-14	14-15		12-13	13-14	14-15
TOTAL	0	0	36	TOTAL	0	0	0
NEW	0	0	36	NEW	0	0	0
RETAINED	0	0	0	RETAINED	0	0	0
LOST	0	0	0	LOST	0	0	0
RATIO BOYS TO GIRLS			100.0%				0.0%

NYH0017 RINX YOUTH HOCKEY ASSOCIATION

BOYS & GIRLS_8 & UNDER				2 AND 2 CHALLENGE			
	12-13	13-14	14-15	14-15 GOAL	VS. GOAL	VS. ACTUAL	15-16 GOAL
TOTAL	41	105	137	109	28	32	141
NEW	26	58	90	60	30	32	92
RETAINED	15	47	47	49	(2)	0	49
LOST	56	7	12				

BOYS_8 & UNDER				GIRLS_8 & UNDER			
	12-13	13-14	14-15		12-13	13-14	14-15
TOTAL	36	99	132	TOTAL	5	6	5
NEW	22	55	86	NEW	4	3	4
RETAINED	14	44	46	RETAINED	1	3	1
LOST	54	7	11	LOST	2	0	1
RATIO BOYS TO GIRLS			96.4%				3.6%

NYH4410 RIVERBANK STATE PARK

BOYS & GIRLS_8 & UNDER				2 AND 2 CHALLENGE			
	12-13	13-14	14-15	14-15 GOAL	VS. GOAL	VS. ACTUAL	15-16 GOAL
TOTAL	12	10	20	14	6	10	24
NEW	7	8	15	10	5	7	17
RETAINED	5	2	5	4	1	3	7
LOST	4	3	1				

BOYS_8 & UNDER				GIRLS_8 & UNDER			
	12-13	13-14	14-15		12-13	13-14	14-15
TOTAL	10	7	13	TOTAL	2	3	7
NEW	5	5	10	NEW	2	3	5
RETAINED	5	2	3	RETAINED	0	0	2
LOST	4	1	0	LOST	0	2	1
RATIO BOYS TO GIRLS			65.0%				35.0%



NYH3029 ROCHESTER RED WINGS HOCKEY PROGRAM

BOYS & GIRLS_8 & UNDER				2 AND 2 CHALLENGE			
	12-13	13-14	14-15	14-15 GOAL	VS. GOAL	VS. ACTUAL	15-16 GOAL
TOTAL	41	46	32	50	(18)	(14)	36
NEW	9	29	16	31	(15)	(13)	18
RETAINED	32	17	16	19	(3)	(1)	18
LOST	7	1	3				

BOYS_8 & UNDER				GIRLS_8 & UNDER			
	12-13	13-14	14-15		12-13	13-14	14-15
TOTAL	37	43	30	TOTAL	4	3	2
NEW	8	28	14	NEW	1	1	2
RETAINED	29	15	16	RETAINED	3	2	0
LOST	6	1	3	LOST	1	0	0
RATIO BOYS TO GIRLS			93.8%				6.3%

NYH3058 ROCHESTER SPECIAL HOCKEY

BOYS & GIRLS_8 & UNDER				2 AND 2 CHALLENGE			
	12-13	13-14	14-15	14-15 GOAL	VS. GOAL	VS. ACTUAL	15-16 GOAL
TOTAL	0	0	5	4	1	5	9
NEW	0	0	3	2	1	3	5
RETAINED	0	0	2	2	0	2	4
LOST	0	0	0				

BOYS_8 & UNDER				GIRLS_8 & UNDER			
	12-13	13-14	14-15		12-13	13-14	14-15
TOTAL	0	0	5	TOTAL	0	0	0
NEW	0	0	3	NEW	0	0	0
RETAINED	0	0	2	RETAINED	0	0	0
LOST	0	0	0	LOST	0	0	0
RATIO BOYS TO GIRLS			100.0%				0.0%

NYH3053 ROCHESTER YOUTH HOCKEY LEAGUE

BOYS & GIRLS_8 & UNDER				2 AND 2 CHALLENGE			
	12-13	13-14	14-15	14-15 GOAL	VS. GOAL	VS. ACTUAL	15-16 GOAL
TOTAL	98	108	125	112	13	17	129
NEW	85	55	58	57	1	3	60
RETAINED	13	53	67	55	12	14	69
LOST	7	23	15				

BOYS_8 & UNDER				GIRLS_8 & UNDER			
	12-13	13-14	14-15		12-13	13-14	14-15
TOTAL	89	98	107	TOTAL	9	10	18
NEW	78	50	45	NEW	7	5	13
RETAINED	11	48	62	RETAINED	2	5	5
LOST	7	21	14	LOST	0	2	1
RATIO BOYS TO GIRLS			85.6%				14.4%



NYH1251 ROME YOUTH HOCKEY ASSOCIATION

BOYS & GIRLS_8 & UNDER				2 AND 2 CHALLENGE			
	12-13	13-14	14-15	14-15 GOAL	VS. GOAL	VS. ACTUAL	15-16 GOAL
TOTAL	47	116	156	120	36	40	160
NEW	19	91	94	93	1	3	96
RETAINED	28	25	62	27	35	37	64
LOST	24	19	42				

BOYS_8 & UNDER				GIRLS_8 & UNDER			
	12-13	13-14	14-15		12-13	13-14	14-15
TOTAL	36	89	131	TOTAL	11	27	25
NEW	14	67	77	NEW	5	24	17
RETAINED	22	22	54	RETAINED	6	3	8
LOST	19	12	28	LOST	5	7	14
RATIO BOYS TO GIRLS			84.0%				16.0%

NYH4175 RYE RANGERS HOCKEY CLUB

BOYS & GIRLS_8 & UNDER				2 AND 2 CHALLENGE			
	12-13	13-14	14-15	14-15 GOAL	VS. GOAL	VS. ACTUAL	15-16 GOAL
TOTAL	62	72	88	76	12	16	92
NEW	30	46	52	48	4	6	54
RETAINED	32	26	36	28	8	10	38
LOST	3	6	10				

BOYS_8 & UNDER				GIRLS_8 & UNDER			
	12-13	13-14	14-15		12-13	13-14	14-15
TOTAL	60	71	80	TOTAL	2	1	8
NEW	29	45	45	NEW	1	1	7
RETAINED	31	26	35	RETAINED	1	0	1
LOST	3	5	10	LOST	0	1	0
RATIO BOYS TO GIRLS			90.9%				9.1%

NYH1093 SALMON RIVER HOCKEY

BOYS & GIRLS_8 & UNDER				2 AND 2 CHALLENGE			
	12-13	13-14	14-15	14-15 GOAL	VS. GOAL	VS. ACTUAL	15-16 GOAL
TOTAL	49	42	46	46	0	4	50
NEW	17	18	21	20	1	3	23
RETAINED	32	24	25	26	(1)	1	27
LOST	16	13	5				

BOYS_8 & UNDER				GIRLS_8 & UNDER			
	12-13	13-14	14-15		12-13	13-14	14-15
TOTAL	41	35	34	TOTAL	8	7	12
NEW	12	14	15	NEW	5	4	6
RETAINED	29	21	19	RETAINED	3	3	6
LOST	13	9	4	LOST	3	4	1
RATIO BOYS TO GIRLS			73.9%				26.1%



NYH2122 SARANAC LAKE PEE WEE HOCKEY

BOYS & GIRLS_8 & UNDER				2 AND 2 CHALLENGE			
	12-13	13-14	14-15	14-15 GOAL	VS. GOAL	VS. ACTUAL	15-16 GOAL
TOTAL	84	71	40	75	(35)	(31)	44
NEW	34	29	11	31	(20)	(18)	13
RETAINED	50	42	29	44	(15)	(13)	31
LOST	28	30	27				

BOYS_8 & UNDER				GIRLS_8 & UNDER			
	12-13	13-14	14-15		12-13	13-14	14-15
TOTAL	49	43	25	TOTAL	35	28	15
NEW	19	17	5	NEW	15	12	6
RETAINED	30	26	20	RETAINED	20	16	9
LOST	20	15	13	LOST	8	15	14
RATIO BOYS TO GIRLS			62.5%				37.5%

NYH2075 SARATOGA YOUTH HOCKEY INCORPORATED

BOYS & GIRLS_8 & UNDER				2 AND 2 CHALLENGE			
	12-13	13-14	14-15	14-15 GOAL	VS. GOAL	VS. ACTUAL	15-16 GOAL
TOTAL	73	86	130	90	40	44	134
NEW	19	41	73	43	30	32	75
RETAINED	54	45	57	47	10	12	59
LOST	38	10	16				

BOYS_8 & UNDER				GIRLS_8 & UNDER			
	12-13	13-14	14-15		12-13	13-14	14-15
TOTAL	65	72	103	TOTAL	8	14	27
NEW	17	34	56	NEW	2	7	17
RETAINED	48	38	47	RETAINED	6	7	10
LOST	34	10	13	LOST	4	0	3
RATIO BOYS TO GIRLS			79.2%				20.8%

NYH4285 SAUGERTIES HOCKEY ASSOCIATION

BOYS & GIRLS_8 & UNDER				2 AND 2 CHALLENGE			
	12-13	13-14	14-15	14-15 GOAL	VS. GOAL	VS. ACTUAL	15-16 GOAL
TOTAL	0	0	66	4	62	66	70
NEW	0	0	48	2	46	48	50
RETAINED	0	0	18	2	16	18	20
LOST	0	0	0				

BOYS_8 & UNDER				GIRLS_8 & UNDER			
	12-13	13-14	14-15		12-13	13-14	14-15
TOTAL	0	0	55	TOTAL	0	0	11
NEW	0	0	40	NEW	0	0	8
RETAINED	0	0	15	RETAINED	0	0	3
LOST	0	0	0	LOST	0	0	0
RATIO BOYS TO GIRLS			83.3%				16.7%



NYH4009 SCARSDALE YOUTH HOCKEY ASSOCIATION INC

BOYS & GIRLS_8 & UNDER				2 AND 2 CHALLENGE			
	12-13	13-14	14-15	14-15 GOAL	VS. GOAL	VS. ACTUAL	15-16 GOAL
TOTAL	45	48	46	52	(6)	(2)	50
NEW	22	17	23	19	4	6	25
RETAINED	23	31	23	33	(10)	(8)	25
LOST	8	6	4				

BOYS_8 & UNDER				GIRLS_8 & UNDER			
	12-13	13-14	14-15		12-13	13-14	14-15
TOTAL	38	41	40	TOTAL	7	7	6
NEW	18	14	22	NEW	4	3	1
RETAINED	20	27	18	RETAINED	3	4	5
LOST	7	4	4	LOST	1	2	0
RATIO BOYS TO GIRLS			87.0%				13.0%

NYH2012 SCHENECTADY YOUTH HOCKEY ASSOCIATION

BOYS & GIRLS_8 & UNDER				2 AND 2 CHALLENGE			
	12-13	13-14	14-15	14-15 GOAL	VS. GOAL	VS. ACTUAL	15-16 GOAL
TOTAL	65	39	99	43	56	60	103
NEW	49	14	69	16	53	55	71
RETAINED	16	25	30	27	3	5	32
LOST	10	25	2				

BOYS_8 & UNDER				GIRLS_8 & UNDER			
	12-13	13-14	14-15		12-13	13-14	14-15
TOTAL	62	37	85	TOTAL	3	2	14
NEW	46	12	57	NEW	3	2	12
RETAINED	16	25	28	RETAINED	0	0	2
LOST	10	24	2	LOST	0	1	0
RATIO BOYS TO GIRLS			85.9%				14.1%

NYH1084 SKANEATELES YOUTH HOCKEY ASSOCIATION

BOYS & GIRLS_8 & UNDER				2 AND 2 CHALLENGE			
	12-13	13-14	14-15	14-15 GOAL	VS. GOAL	VS. ACTUAL	15-16 GOAL
TOTAL	111	105	96	109	(13)	(9)	100
NEW	35	34	29	36	(7)	(5)	31
RETAINED	76	71	67	73	(6)	(4)	69
LOST	12	18	17				

BOYS_8 & UNDER				GIRLS_8 & UNDER			
	12-13	13-14	14-15		12-13	13-14	14-15
TOTAL	92	86	79	TOTAL	19	19	17
NEW	33	27	18	NEW	2	7	11
RETAINED	59	59	61	RETAINED	17	12	6
LOST	10	12	10	LOST	2	6	7
RATIO BOYS TO GIRLS			82.3%				17.7%



NYH1110 SOUTHERN TIER HOCKEY ASSOCIATION LTD

BOYS & GIRLS_8 & UNDER				2 AND 2 CHALLENGE			
	12-13	13-14	14-15	14-15 GOAL	VS. GOAL	VS. ACTUAL	15-16 GOAL
TOTAL	191	170	160	174	(14)	(10)	164
NEW	65	50	55	52	3	5	57
RETAINED	126	120	105	122	(17)	(15)	107
LOST	18	22	16				

BOYS_8 & UNDER				GIRLS_8 & UNDER			
	12-13	13-14	14-15		12-13	13-14	14-15
TOTAL	179	162	148	TOTAL	12	8	12
NEW	57	48	50	NEW	8	2	5
RETAINED	122	114	98	RETAINED	4	6	7
LOST	15	21	16	LOST	3	1	0
RATIO BOYS TO GIRLS			92.5%				7.5%

NYH3383 SOUTHTOWNS STARS AHA

BOYS & GIRLS_8 & UNDER				2 AND 2 CHALLENGE			
	12-13	13-14	14-15	14-15 GOAL	VS. GOAL	VS. ACTUAL	15-16 GOAL
TOTAL	65	65	59	69	(10)	(6)	63
NEW	42	42	22	44	(22)	(20)	24
RETAINED	23	23	37	25	12	14	39
LOST	3	17	13				

BOYS_8 & UNDER				GIRLS_8 & UNDER			
	12-13	13-14	14-15		12-13	13-14	14-15
TOTAL	60	60	57	TOTAL	5	5	2
NEW	39	40	20	NEW	3	2	2
RETAINED	21	20	37	RETAINED	2	3	0
LOST	3	16	12	LOST	0	1	1
RATIO BOYS TO GIRLS			96.6%				3.4%

NYH3024 SSPP SAINTS HOCKEY ASSOCIATION INC

BOYS & GIRLS_8 & UNDER				2 AND 2 CHALLENGE			
	12-13	13-14	14-15	14-15 GOAL	VS. GOAL	VS. ACTUAL	15-16 GOAL
TOTAL	14	14	14	18	(4)	0	18
NEW	5	4	7	6	1	3	9
RETAINED	9	10	7	12	(5)	(3)	9
LOST	6	0	2				

BOYS_8 & UNDER				GIRLS_8 & UNDER			
	12-13	13-14	14-15		12-13	13-14	14-15
TOTAL	13	14	14	TOTAL	1	0	0
NEW	4	4	7	NEW	1	0	0
RETAINED	9	10	7	RETAINED	0	0	0
LOST	5	0	2	LOST	1	0	0
RATIO BOYS TO GIRLS			100.0%				0.0%



NYH4087 ST BERNARDS SCHOOL HOCKEY CLUB

BOYS & GIRLS_8 & UNDER				2 AND 2 CHALLENGE			
	12-13	13-14	14-15	14-15 GOAL	VS. GOAL	VS. ACTUAL	15-16 GOAL
TOTAL	59	58	54	62	(8)	(4)	58
NEW	23	24	24	26	(2)	0	26
RETAINED	36	34	30	36	(6)	(4)	32
LOST	9	13	22				

BOYS_8 & UNDER				GIRLS_8 & UNDER			
	12-13	13-14	14-15		12-13	13-14	14-15
TOTAL	59	58	53	TOTAL	0	0	1
NEW	23	24	23	NEW	0	0	1
RETAINED	36	34	30	RETAINED	0	0	0
LOST	8	13	20	LOST	1	0	2
RATIO BOYS TO GIRLS			98.1%				1.9%

NYH0088 STATEN ISLAND RANGERS

BOYS & GIRLS_8 & UNDER				2 AND 2 CHALLENGE			
	12-13	13-14	14-15	14-15 GOAL	VS. GOAL	VS. ACTUAL	15-16 GOAL
TOTAL	25	16	41	20	21	25	45
NEW	8	9	32	11	21	23	34
RETAINED	17	7	9	9	0	2	11
LOST	15	7	1				

BOYS_8 & UNDER				GIRLS_8 & UNDER			
	12-13	13-14	14-15		12-13	13-14	14-15
TOTAL	25	16	40	TOTAL	0	0	1
NEW	8	9	31	NEW	0	0	1
RETAINED	17	7	9	RETAINED	0	0	0
LOST	13	7	1	LOST	2	0	0
RATIO BOYS TO GIRLS			97.6%				2.4%

NYH0154 SUFFOLK BLUE KNIGHTS

BOYS & GIRLS_8 & UNDER				2 AND 2 CHALLENGE			
	12-13	13-14	14-15	14-15 GOAL	VS. GOAL	VS. ACTUAL	15-16 GOAL
TOTAL	34	61	64	65	(1)	3	68
NEW	29	44	40	46	(6)	(4)	42
RETAINED	5	17	24	19	5	7	26
LOST	12	7	13				

BOYS_8 & UNDER				GIRLS_8 & UNDER			
	12-13	13-14	14-15		12-13	13-14	14-15
TOTAL	30	58	64	TOTAL	4	3	0
NEW	25	43	40	NEW	4	1	0
RETAINED	5	15	24	RETAINED	0	2	0
LOST	10	7	12	LOST	2	0	1
RATIO BOYS TO GIRLS			100.0%				0.0%





NYH0002 TEAM WESTCHESTER

BOYS & GIRLS_8 & UNDER				2 AND 2 CHALLENGE			
	12-13	13-14	14-15	14-15 GOAL	VS. GOAL	VS. ACTUAL	15-16 GOAL
TOTAL	0	0	11	4	7	11	15
NEW	0	0	11	2	9	11	13
RETAINED	0	0	0	2	(2)	0	2
LOST	0	0	0				

BOYS_8 & UNDER				GIRLS_8 & UNDER			
	12-13	13-14	14-15		12-13	13-14	14-15
TOTAL	0	0	10	TOTAL	0	0	1
NEW	0	0	10	NEW	0	0	1
RETAINED	0	0	0	RETAINED	0	0	0
LOST	0	0	0	LOST	0	0	0
RATIO BOYS TO GIRLS			90.9%				9.1%

NYH2116 THOUSAND ISLAND YOUTH HOCKEY ASSOCIATION

BOYS & GIRLS_8 & UNDER				2 AND 2 CHALLENGE			
	12-13	13-14	14-15	14-15 GOAL	VS. GOAL	VS. ACTUAL	15-16 GOAL
TOTAL	57	57	58	61	(3)	1	62
NEW	14	26	23	28	(5)	(3)	25
RETAINED	43	31	35	33	2	4	37
LOST	24	12	12				

BOYS_8 & UNDER				GIRLS_8 & UNDER			
	12-13	13-14	14-15		12-13	13-14	14-15
TOTAL	39	37	43	TOTAL	18	20	15
NEW	12	17	18	NEW	2	9	5
RETAINED	27	20	25	RETAINED	16	11	10
LOST	13	9	6	LOST	11	3	6
RATIO BOYS TO GIRLS			74.1%				25.9%

NYH1036 TOMPKINS GIRLS HOCKEY

BOYS & GIRLS_8 & UNDER				2 AND 2 CHALLENGE			
	12-13	13-14	14-15	14-15 GOAL	VS. GOAL	VS. ACTUAL	15-16 GOAL
TOTAL	34	56	21	60	(39)	(35)	25
NEW	19	33	6	35	(29)	(27)	8
RETAINED	15	23	15	25	(10)	(8)	17
LOST	13	6	32				

BOYS_8 & UNDER				GIRLS_8 & UNDER			
	12-13	13-14	14-15		12-13	13-14	14-15
TOTAL	0	0	0	TOTAL	34	56	21
NEW	0	0	0	NEW	19	33	6
RETAINED	0	0	0	RETAINED	15	23	15
LOST	0	0	0	LOST	13	6	32
RATIO BOYS TO GIRLS			0.0%				100.0%



NYH3056 TONAWANDA YOUTH PARKS & REC DEPT

BOYS & GIRLS_8 & UNDER				2 AND 2 CHALLENGE			
	12-13	13-14	14-15	14-15 GOAL	VS. GOAL	VS. ACTUAL	15-16 GOAL
TOTAL	160	135	122	139	(17)	(13)	126
NEW	70	53	52	55	(3)	(1)	54
RETAINED	90	82	70	84	(14)	(12)	72
LOST	24	21	14				

BOYS_8 & UNDER				GIRLS_8 & UNDER			
	12-13	13-14	14-15		12-13	13-14	14-15
TOTAL	151	122	110	TOTAL	9	13	12
NEW	66	42	47	NEW	4	11	5
RETAINED	85	80	63	RETAINED	5	2	7
LOST	22	19	13	LOST	2	2	1
RATIO BOYS TO GIRLS			90.2%				9.8%

NYH3187 TRI-COUNTY YOUTH HOCKEY

BOYS & GIRLS_8 & UNDER				2 AND 2 CHALLENGE			
	12-13	13-14	14-15	14-15 GOAL	VS. GOAL	VS. ACTUAL	15-16 GOAL
TOTAL	47	21	25	25	0	4	29
NEW	33	11	10	13	(3)	(1)	12
RETAINED	14	10	15	12	3	5	17
LOST	8	23	6				

BOYS_8 & UNDER				GIRLS_8 & UNDER			
	12-13	13-14	14-15		12-13	13-14	14-15
TOTAL	41	18	19	TOTAL	6	3	6
NEW	27	10	6	NEW	6	1	4
RETAINED	14	8	13	RETAINED	0	2	2
LOST	5	21	6	LOST	3	2	0
RATIO BOYS TO GIRLS			76.0%				24.0%

NYH2078 TRI-TOWN MINOR HOCKEY

BOYS & GIRLS_8 & UNDER				2 AND 2 CHALLENGE			
	12-13	13-14	14-15	14-15 GOAL	VS. GOAL	VS. ACTUAL	15-16 GOAL
TOTAL	30	32	31	36	(5)	(1)	35
NEW	7	9	10	11	(1)	1	12
RETAINED	23	23	21	25	(4)	(2)	23
LOST	4	2	3				

BOYS_8 & UNDER				GIRLS_8 & UNDER			
	12-13	13-14	14-15		12-13	13-14	14-15
TOTAL	23	24	23	TOTAL	7	8	8
NEW	5	4	8	NEW	2	5	2
RETAINED	18	20	15	RETAINED	5	3	6
LOST	3	1	2	LOST	1	1	1
RATIO BOYS TO GIRLS			74.2%				25.8%



NYH2052 TROY-ALBANY YOUTH HOCKEY ASSOCIATION

BOYS & GIRLS_8 & UNDER				2 AND 2 CHALLENGE			
	12-13	13-14	14-15	14-15 GOAL	VS. GOAL	VS. ACTUAL	15-16 GOAL
TOTAL	88	105	170	109	61	65	174
NEW	36	62	103	64	39	41	105
RETAINED	52	43	67	45	22	24	69
LOST	60	33	38				

BOYS_8 & UNDER				GIRLS_8 & UNDER			
	12-13	13-14	14-15		12-13	13-14	14-15
TOTAL	71	94	142	TOTAL	17	11	28
NEW	29	56	81	NEW	7	6	22
RETAINED	42	38	61	RETAINED	10	5	6
LOST	45	28	31	LOST	15	5	7
RATIO BOYS TO GIRLS			83.5%				16.5%

NYH2043 TUPPER LAKE YOUTH HOCKEY

BOYS & GIRLS_8 & UNDER				2 AND 2 CHALLENGE			
	12-13	13-14	14-15	14-15 GOAL	VS. GOAL	VS. ACTUAL	15-16 GOAL
TOTAL	50	52	49	56	(7)	(3)	53
NEW	30	22	15	24	(9)	(7)	17
RETAINED	20	30	34	32	2	4	36
LOST	9	14	11				

BOYS_8 & UNDER				GIRLS_8 & UNDER			
	12-13	13-14	14-15		12-13	13-14	14-15
TOTAL	39	43	41	TOTAL	11	9	8
NEW	23	16	13	NEW	7	6	2
RETAINED	16	27	28	RETAINED	4	3	6
LOST	6	10	8	LOST	3	4	3
RATIO BOYS TO GIRLS			83.7%				16.3%

NYH1320 VALLEY EAGLES YOUTH HOCKEY ASSOCIATION

BOYS & GIRLS_8 & UNDER				2 AND 2 CHALLENGE			
	12-13	13-14	14-15	14-15 GOAL	VS. GOAL	VS. ACTUAL	15-16 GOAL
TOTAL	107	121	130	125	5	9	134
NEW	56	60	62	62	0	2	64
RETAINED	51	61	68	63	5	7	70
LOST	64	42	27				

BOYS_8 & UNDER				GIRLS_8 & UNDER			
	12-13	13-14	14-15		12-13	13-14	14-15
TOTAL	81	100	100	TOTAL	26	21	30
NEW	37	47	43	NEW	19	13	19
RETAINED	44	53	57	RETAINED	7	8	11
LOST	38	26	18	LOST	26	16	9
RATIO BOYS TO GIRLS			76.9%				23.1%



NYH2244 WATERTOWN HOCKEY ASSOCIATION

BOYS & GIRLS_8 & UNDER				2 AND 2 CHALLENGE			
	12-13	13-14	14-15	14-15 GOAL	VS. GOAL	VS. ACTUAL	15-16 GOAL
TOTAL	37	26	36	30	6	10	40
NEW	22	13	21	15	6	8	23
RETAINED	15	13	15	15	0	2	17
LOST	4	7	4				

BOYS_8 & UNDER				GIRLS_8 & UNDER			
	12-13	13-14	14-15		12-13	13-14	14-15
TOTAL	30	22	31	TOTAL	7	4	5
NEW	17	12	17	NEW	5	1	4
RETAINED	13	10	14	RETAINED	2	3	1
LOST	4	5	2	LOST	0	2	2
RATIO BOYS TO GIRLS			86.1%				13.9%

NYH3127 WEBSTER YOUTH HOCKEY

BOYS & GIRLS_8 & UNDER				2 AND 2 CHALLENGE			
	12-13	13-14	14-15	14-15 GOAL	VS. GOAL	VS. ACTUAL	15-16 GOAL
TOTAL	140	125	79	129	(50)	(46)	83
NEW	54	38	18	40	(22)	(20)	20
RETAINED	86	87	61	89	(28)	(26)	63
LOST	18	16	30				

BOYS_8 & UNDER				GIRLS_8 & UNDER			
	12-13	13-14	14-15		12-13	13-14	14-15
TOTAL	120	111	71	TOTAL	20	14	8
NEW	42	32	15	NEW	12	6	3
RETAINED	78	79	56	RETAINED	8	8	5
LOST	12	12	26	LOST	6	4	4
RATIO BOYS TO GIRLS			89.9%				10.1%

NYH4012 WESTCHESTER VIPERS HOCKEY ASSOCIATION

BOYS & GIRLS_8 & UNDER				2 AND 2 CHALLENGE			
	12-13	13-14	14-15	14-15 GOAL	VS. GOAL	VS. ACTUAL	15-16 GOAL
TOTAL	18	9	31	13	18	22	35
NEW	8	9	27	11	16	18	29
RETAINED	10	0	4	2	2	4	6
LOST	5	16	0				

BOYS_8 & UNDER				GIRLS_8 & UNDER			
	12-13	13-14	14-15		12-13	13-14	14-15
TOTAL	18	9	31	TOTAL	0	0	0
NEW	8	9	27	NEW	0	0	0
RETAINED	10	0	4	RETAINED	0	0	0
LOST	5	16	0	LOST	0	0	0
RATIO BOYS TO GIRLS			100.0%				0.0%



NYH4029 WEST POINT YOUTH HOCKEY

BOYS & GIRLS_8 & UNDER				2 AND 2 CHALLENGE			
	12-13	13-14	14-15	14-15 GOAL	VS. GOAL	VS. ACTUAL	15-16 GOAL
TOTAL	17	13	7	17	(10)	(6)	11
NEW	6	6	3	8	(5)	(3)	5
RETAINED	11	7	4	9	(5)	(3)	6
LOST	4	2	3				

BOYS_8 & UNDER				GIRLS_8 & UNDER			
	12-13	13-14	14-15		12-13	13-14	14-15
TOTAL	12	9	4	TOTAL	5	4	3
NEW	5	5	2	NEW	1	1	1
RETAINED	7	4	2	RETAINED	4	3	2
LOST	4	2	2	LOST	0	0	1
RATIO BOYS TO GIRLS			57.1%				42.9%

NYH3019 WEST SENECA YOUTH HOCKEY

BOYS & GIRLS_8 & UNDER				2 AND 2 CHALLENGE			
	12-13	13-14	14-15	14-15 GOAL	VS. GOAL	VS. ACTUAL	15-16 GOAL
TOTAL	175	167	143	171	(28)	(24)	147
NEW	76	68	53	70	(17)	(15)	55
RETAINED	99	99	90	101	(11)	(9)	92
LOST	28	25	23				

BOYS_8 & UNDER				GIRLS_8 & UNDER			
	12-13	13-14	14-15		12-13	13-14	14-15
TOTAL	156	159	136	TOTAL	19	8	7
NEW	65	65	50	NEW	11	3	3
RETAINED	91	94	86	RETAINED	8	5	4
LOST	24	21	22	LOST	4	4	1
RATIO BOYS TO GIRLS			95.1%				4.9%

NYH3163 WHEATFIELD BLADES HOCKEY

BOYS & GIRLS_8 & UNDER				2 AND 2 CHALLENGE			
	12-13	13-14	14-15	14-15 GOAL	VS. GOAL	VS. ACTUAL	15-16 GOAL
TOTAL	124	30	7	34	(27)	(23)	11
NEW	65	10	3	12	(9)	(7)	5
RETAINED	59	20	4	22	(18)	(16)	6
LOST	31	63	17				

BOYS_8 & UNDER				GIRLS_8 & UNDER			
	12-13	13-14	14-15		12-13	13-14	14-15
TOTAL	120	28	6	TOTAL	4	2	1
NEW	62	9	2	NEW	3	1	1
RETAINED	58	19	4	RETAINED	1	1	0
LOST	30	61	16	LOST	1	2	1
RATIO BOYS TO GIRLS			85.7%				14.3%



NYH0087 WHEELCHAIR SPORTS FED - NY SLED RANGERS

BOYS & GIRLS_8 & UNDER				2 AND 2 CHALLENGE			
	12-13	13-14	14-15	14-15 GOAL	VS. GOAL	VS. ACTUAL	15-16 GOAL
TOTAL	6	5	9	9	0	4	13
NEW	6	1	3	3	0	2	5
RETAINED	0	4	6	6	0	2	8
LOST	0	1	0				

BOYS_8 & UNDER				GIRLS_8 & UNDER			
	12-13	13-14	14-15		12-13	13-14	14-15
TOTAL	4	5	8	TOTAL	2	0	1
NEW	4	1	3	NEW	2	0	0
RETAINED	0	4	5	RETAINED	0	0	1
LOST	0	0	0	LOST	0	1	0
RATIO BOYS TO GIRLS			88.9%				11.1%

NYH4401 WHITE PLAINS PLAINSMEN

BOYS & GIRLS_8 & UNDER				2 AND 2 CHALLENGE			
	12-13	13-14	14-15	14-15 GOAL	VS. GOAL	VS. ACTUAL	15-16 GOAL
TOTAL	34	29	25	33	(8)	(4)	29
NEW	19	14	13	16	(3)	(1)	15
RETAINED	15	15	12	17	(5)	(3)	14
LOST	1	3	1				

BOYS_8 & UNDER				GIRLS_8 & UNDER			
	12-13	13-14	14-15		12-13	13-14	14-15
TOTAL	29	26	24	TOTAL	5	3	1
NEW	15	13	12	NEW	4	1	1
RETAINED	14	13	12	RETAINED	1	2	0
LOST	1	2	1	LOST	0	1	0
RATIO BOYS TO GIRLS			96.0%				4.0%

NYH1096 WHITESTOWN YOUTH HOCKEY ASSOCIATION

BOYS & GIRLS_8 & UNDER				2 AND 2 CHALLENGE			
	12-13	13-14	14-15	14-15 GOAL	VS. GOAL	VS. ACTUAL	15-16 GOAL
TOTAL	67	65	48	69	(21)	(17)	52
NEW	32	37	11	39	(28)	(26)	13
RETAINED	35	28	37	30	7	9	39
LOST	8	16	17				

BOYS_8 & UNDER				GIRLS_8 & UNDER			
	12-13	13-14	14-15		12-13	13-14	14-15
TOTAL	59	60	40	TOTAL	8	5	8
NEW	29	33	7	NEW	3	4	4
RETAINED	30	27	33	RETAINED	5	1	4
LOST	6	10	17	LOST	2	6	0
RATIO BOYS TO GIRLS			83.3%				16.7%



NYH0277 WINTER CLUB

BOYS & GIRLS 8 & UNDER				2 AND 2 CHALLENGE			
	12-13	13-14	14-15	14-15 GOAL	VS. GOAL	VS. ACTUAL	15-16 GOAL
TOTAL	0	62	59	66	(7)	(3)	63
NEW	0	59	21	61	(40)	(38)	23
RETAINED	0	3	38	5	33	35	40
LOST	0	0	5				

BOYS 8 & UNDER				GIRLS 8 & UNDER			
	12-13	13-14	14-15		12-13	13-14	14-15
TOTAL	0	46	39	TOTAL	0	16	20
NEW	0	43	12	NEW	0	16	9
RETAINED	0	3	27	RETAINED	0	0	11
LOST	0	0	5	LOST	0	0	0
RATIO BOYS TO GIRLS			66.1%				33.9%