

TICKET TAKER APP

Redeem Attendee Tickets With Ease

1

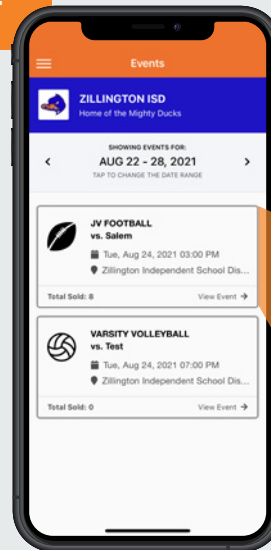
GETTING STARTED



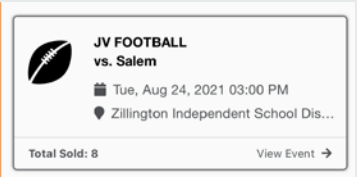
- Log in using your Gameplan administrator login
- Select the your specific school for the event (if multiple are available)

2

SELECTING EVENT

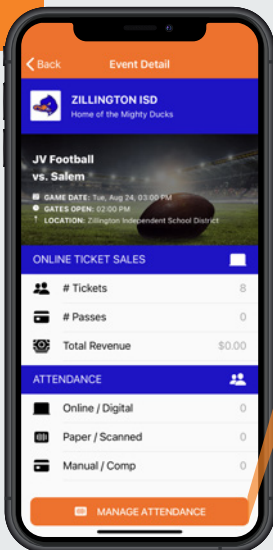


Once under the "Events" tab, select the event that fans will be attending.



3

MANAGING ATTENDANCE

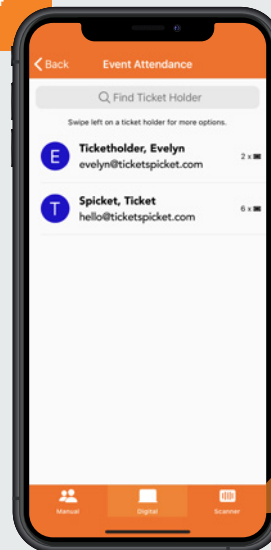


Once you select the event, click on the "Manage Attendance" button.

MANAGE ATTENDANCE

4

ACCEPTING TICKETS



You can search for ticket holders, select their name, and redeem the appropriate tickets.

OR

You can scan the code on their tickets by selecting the "Scanner" option.



Scanner

Once the ticket has been accepted, you will be presented with a green check mark.

