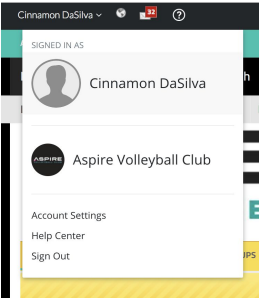
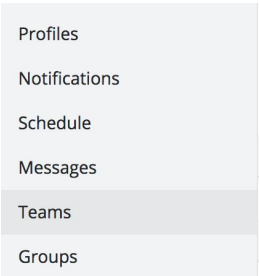
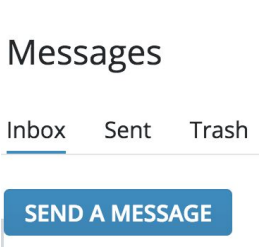
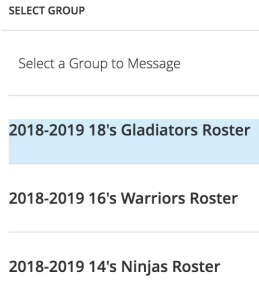
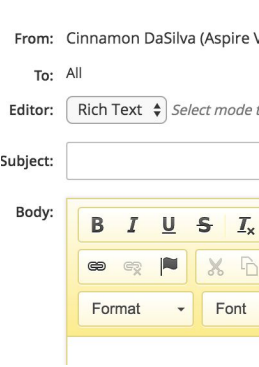


Instructions for Emailing from Sports Engine

	<ol style="list-style-type: none"> 1. Log into your Sports Engine Account 2. Click on your profile name in the top left of the menu 3. Select your name from the drop down
	<ol style="list-style-type: none"> 4. On the left side of the screen select Messages from the Menu
	<ol style="list-style-type: none"> 6. From here you can access your messages, like an inbox, see your sent messages 7. Select send message button from top right
	<ol style="list-style-type: none"> 8. Emailing - Select the team you want to email 9. Next screen - Select All or Individuals
	<ol style="list-style-type: none"> 10. Select Rich Text in Editor so you can format your email with rich text instead of plain text