

Sauk Rapids Youth Hockey Association
Gambling Fund

Financial Statements

As of

April 30, 2022

ACCOUNTANT'S COMPILATION REPORT

Board of Directors
Sauk Rapids Youth Hockey Association

Management is responsible for the accompanying financial statements of Sauk Rapids Youth Hockey Association, which comprise the statement of assets, liabilities and fund balance – regulatory basis of the gambling fund as of April 30, 2022, and the related statements of revenues and expenses – regulatory basis for the month and nine months then ended in accordance with the regulatory basis of accounting, and for determining that the regulatory basis of accounting is an acceptable financial reporting framework. We have performed compilation engagements in accordance with Statements on Standards for Accounting and Review Services Committee of the AICPA. We did not audit or review the financial statements nor were we required to perform any procedures to verify the accuracy or completeness of the information provided by management. We do not express an opinion, a conclusion, nor provide any form of assurance on these financial statements.

The financial statements are prepared in accordance with the regulatory basis of accounting, which is a basis of accounting other than accounting principles generally accepted in the United State of America.

Management has elected to omit substantially all the disclosures ordinarily included in financial statement prepared in accordance with the regulatory basis of accounting. If the omitted disclosures were included in the financial statements, they might influence the user's conclusions about the Organization's assets, liabilities, equity, revenue and expenses. Accordingly, the financial statements are not designed for those who are not informed about such matters.

The Schedules of Revenue and Expenses are presented for purposes of additional analysis and is not a required part of the basic financial statements. This supplementary information is the representation of management. The supplementary information was subject to our compilation engagement however we have not audited or reviewed the supplementary information and accordingly, do not express an opinion, a conclusion, nor provide any assurance on such information.

Steven V. Baker, Ltd.

Steven V. Baker, Ltd.
Sauk Rapids, Minnesota
May 3, 2022

Sauk Rapids Youth Hockey Association
Statement of Assets, Liabilities and Fund Balance - Gambling Fund - Regulatory Basis
as of April 30, 2022

Assets

Assets

Cash in Bank - Checking	\$ 87,654.02
Cash on Hand	10,100.00
LBP Fee Receivable	220.62
Prizes on Hand	<u>195.00</u>

Total Assets	\$ <u>98,169.64</u>
---------------------	----------------------------

Liabilities & Fund Balance

Liabilities

Loan from General Fund	\$ 15,016.00	
Unpaid Merchandise Prizes	<u>75.00</u>	
Total Liabilities		\$ 15,091.00

Fund Balance

Fund Balance - Prior	-	
Fund Balance - Current	<u>83,078.64</u>	
Total Fund Balance		<u>83,078.64</u>

Total Liabilities & Fund Balance	\$ <u>98,169.64</u>
---	----------------------------

See accompanying accountant's compilation report.

Sauk Rapids Youth Hockey Association
Statement of Revenue and Expenses - Gambling Fund - Regulatory Basis
for the One Month and Nine Months Ended April 30, 2022

	<u>Month to Date</u>	<u>Year to Date</u>
Revenue		
Gross Revenue - Bingo	\$ 8,430.00	\$ 33,269.00
Prizes - Bingo	(6,022.00)	(22,197.00)
Net Bingo Revenue	2,408.00	11,072.00
Gross Revenue - Etabs	262,950.75	1,132,361.25
Prizes - Etabs	(222,393.15)	(967,656.60)
Gross Revenue - Ebingo	5,511.50	25,597.50
Prizes - Ebingo	(4,684.77)	(21,757.86)
Net Etab and Ebingo Revenue	41,384.33	168,544.29
Gross Revenue - Tipboards	210.00	5,820.00
Prizes - Tipboards	(105.00)	(2,910.00)
Net Tipboard Revenue	105.00	2,910.00
Gross Revenue - Pulltabs	13,652.00	90,617.00
Prizes - Pulltabs	(11,592.00)	(75,249.00)
Net Pulltab Revenue	2,060.00	15,368.00
Gross Profit	45,957.33	197,894.29
State Gambling Taxes & Fees		
Gambling Tax	230.00	737.00
Combined Receipts Tax	11,170.00	19,784.00
Board Fee	509.00	1,246.00
Total State Taxes & Fees	11,909.00	21,767.00
Gross Profit after State Taxes & Fees	34,048.33	176,127.29
Gambling Products Sold	235.31	3,944.93
Expenses		
Compensation & Payroll Taxes	2,730.91	10,726.14
Accounting & Legal Fees	1,215.92	1,215.92
Miscellaneous Supplies	313.92	2,760.48
Rent	8,038.16	22,296.60
Etab & Ebingo Expense	15,201.98	41,968.23
Cash Short (Long)	85.21	579.07
Reimbursement for Cash Short	(729.25)	(737.72)
Total Expenses	26,856.85	78,808.72
Total Expenses & Gambling Products Sold	27,092.16	82,753.65
Net Profit After Expenses & Gambling Products Sold	6,956.17	93,373.64
Lawful Purpose	-	10,295.00
Fund Balance - Current	<u>\$ 6,956.17</u>	<u>\$ 83,078.64</u>

See accompanying accountant's compilation report.

Bank Reconciliation -Falcon Bank

CLIENT NAME: Sauk Rapids Youth Hockey Association

MONTH ENDING: April 30, 2022

ACCOUNT:1030	BEG BAL	DEPOSITS	DISBMTS	END BAL
PER BANK:	102,477.43	40,609.50	33,494.46	109,592.47
O/S CKS <u>3/31/2022</u>	(24,652.16)		(24,652.16)	
<u>4/30/2022</u>			31,907.45	(31,907.45)
DIT'S <u>3/31/2022</u>	4,822.00	(4,822.00)		
<u>4/30/2022</u>		9,969.00		9,969.00
*** ENDING BANK BAL:	\$ 82,647.27	\$ 45,756.50	\$ 40,749.75	\$ 87,654.02
Pulltabs	82,647.27	2,068.00	26,109.84	102,293.93
Tipboards		210.00		
Bingo		2,415.00		
Etabs and Ebingo		41,063.50		
		-		
		-		
Payrolls			1,948.05	(1,948.05)
			-	-
		-	-	-
		-	-	-
Fed Payroll Taxes			725.86	(725.86)
MN Withholding			57.00	(57.00)
MN UI			-	-
MN Revenue Gaming Tax			11,909.00	(11,909.00)
			-	-
Interest Income		-		-
*** ENDING BOOK BAL:	\$ 82,647.27	\$ 45,756.50	\$ 40,749.75	\$ 87,654.02

Bank Reconciliation
(PAGE 2)

CLIENT NAME: Sauk Rapids Youth Hockey Association

MONTH ENDING: April 30, 2022

OUTSTANDING CHECKS:

CK NO.	AMOUNT \$
2006	\$ 7,478.28
2012	\$ 5,890.49
2013	\$ 9,795.00
10022	\$ 62.81
2016	\$ 465.00
2017	\$ 7,308.91
10024	\$ 92.35
10027	\$ 28.18
10028	\$ 686.70
10029	\$ 99.73
TOTAL	\$ 31,907.45

DEPOSITS IN TRANSIT:

GAME SER #	\$
Bingo	\$ 383.00
Etab/Ebingo	\$ 3,049.00
Etab/Ebingo	\$ 4,974.00
Etab/Ebingo	\$ 1,563.00
TOTAL	\$ 9,969.00



Statement Ending 04/30/2022

SAUK RAPIDS YOUTH HOCKEY

Page 1 of 4

Customer Number: XXXXX2933

ADDRESS SERVICE REQUESTED

SAUK RAPIDS YOUTH HOCKEY ASSOCIATION
PO BOX 244
SAUK RAPIDS MN 56379-0244

Managing Your Accounts

Phone Number 1-866-439-4363
 Website Falconnational.com
 Mailing Address 183 Cedar Drive
Foley, MN 56329

Summary of Accounts

Account Type	Account Number	Ending Balance
Business Plus	XXXXXX2933	\$109,592.47

Business Plus-XXXXX2933

Account Summary

Date	Description	Amount	Description	Amount
04/01/2022	Beginning Balance	\$102,477.43	Minimum Balance	\$0.00
	18 Credit(s) This Period	\$40,609.50	Average Ledger Balance	\$0.00
	16 Debit(s) This Period	\$33,494.46		
04/30/2022	Ending Balance	\$109,592.47		

Other Credits

Date	Description	Amount
04/01/2022	Descriptive Deposit ETABS 3/31/22	\$4,612.00
04/01/2022	Descriptive Deposit MEATRAFFLE 3/30/22	\$210.00
04/05/2022	Descriptive Deposit Bingo 4/1/22	\$628.00
04/05/2022	Descriptive Deposit Etabs 4/2/22	\$3,907.00
04/07/2022	Descriptive Deposit e tabs	\$4,666.00
04/07/2022	Descriptive Deposit T352968-972 T353225-226	\$210.00
04/11/2022	Descriptive Deposit Clean Sweep 7c27734 4/11/22	\$1,092.00
04/11/2022	Descriptive Deposit Etabs 4/8/22	\$5,456.00
04/11/2022	Descriptive Deposit bingo 4/8/22	\$372.00
04/14/2022	Descriptive Deposit Etabs 4/12/22	\$3,628.50
04/14/2022	Descriptive Deposit Easy on the Eyes 7k17623 4/14/22	\$480.00
04/14/2022	Descriptive Deposit Bittersweet 6Z58450 4/14/22	\$496.00
04/18/2022	Descriptive Deposit Bingo 4/15/22	\$377.00
04/18/2022	Descriptive Deposit Etabs 4/15/22	\$2,727.00
04/20/2022	Descriptive Deposit ETABS 4/18/22	\$2,537.00
04/25/2022	Descriptive Deposit ETABS 4/21/22	\$2,881.00
04/25/2022	Descriptive Deposit ETABS 4/24/22	\$5,675.00
04/25/2022	Descriptive Deposit BINGO 4/22/22	\$655.00

Other Debits

Date	Description	Amount
04/15/2022	External Withdrawal IRS - USATAXPYMT 270250571269885	\$725.86
04/18/2022	External Withdrawal TRIPLE CROWN GAM - 15th & LD 3835	\$15,353.18
04/18/2022	External Withdrawal MN DEPT OF REVEN MN DEPT. OF REVENUE - MN Rev pay 96987617	\$57.00
04/19/2022	Point Of Sale Withdrawal USPS PO 2682820379 SAUK RAPIDS MNUS	\$11.60





Statement Ending 04/30/2022

SAUK RAPIDS YOUTH HOCKEY

Page 3 of 4

Customer Number: XXXXX2933

Business Plus-XXXXX2933 (continued)

Other Debits (continued)

Date	Description	Amount
04/20/2022	External Withdrawal PILOT GAMES, INC - BILLMGR PILOT GAMES, INC. - INV #33705 16XMNATI271J2T	\$1,494.17
04/21/2022	External Withdrawal MN DEPT OF REVEN MN DEPT. OF REVENUE - MN Rev pay 97148650	\$11,909.00

Checks Cleared

Check Nbr	Date	Amount	Check Nbr	Date	Amount
2014	04/01/2022	\$500.00	10020	04/18/2022	\$92.35
2015	04/21/2022	\$261.06	10021	04/01/2022	\$648.53
2018*	04/22/2022	\$1,215.92	10023*	04/14/2022	\$138.52
10018*	04/14/2022	\$138.53	10025*	04/14/2022	\$764.04
10019	04/27/2022	\$46.17	10026	04/29/2022	\$138.53







* Indicates skipped check number

Daily Balances

Date	Amount	Date	Amount	Date	Amount
04/01/2022	\$106,150.90	04/15/2022	\$125,319.45	04/22/2022	\$100,566.17
04/05/2022	\$110,685.90	04/18/2022	\$112,920.92	04/25/2022	\$109,777.17
04/07/2022	\$115,561.90	04/19/2022	\$112,909.32	04/27/2022	\$109,731.00
04/11/2022	\$122,481.90	04/20/2022	\$113,952.15	04/29/2022	\$109,592.47
04/14/2022	\$126,045.31	04/21/2022	\$101,782.09		

Overdraft and Returned Item Fees

	Total for this period	Total year-to-date
Total Overdraft Fees	\$0.00	\$0.00
Total Returned Item Fees	\$0.00	\$0.00

 Debit Card	 Teller Withdrawal	 Automatic Deposit	 Automatic Payment	 Online Bill Pay	 Online or Phone Transfer		
NUMBER OR CODE	DATE	TRANSACTION DESCRIPTION	PAYMENT, FEES, WITHDRAWAL (-)	✓	PER	DEPOSIT, CREDIT (+)	\$
	3/29	Etabs Deposit 3/27			✓	2118.00	
	3/29	Etabs Deposit 3/23			✓	2782.00	
	3/29	Dandy Shandy 8C18635 3/29			✓	730.00	
	3/31	Withdrawal Triple ATM	299.27	✓			
	4/1	Etabs Deposit 3/31			✓	4612.-	
10018	3/29	Payroll - John	138.53	✓			
10019	3/29	Payroll - Joshua	46.17	✓			
10020	3/29	Payroll - Nichole	92.35	✓			
10021	3/29	Payroll - Taren	648.53	✓			
10022	3/29	Payroll - Lindsay	62.81				
	4/1	Meat Raffle 3/30			✓	210.-	82,647.27
2015	4/11	Central Gaming INV. IN00621264	261.00	✓			
2016	4/11	Maha Meats	465.00				
2017	24/11	Bentals Station March Rent	7308.91				
2018	4/11	Steven v. Baker	1,215.72	✓			73,396.38

<input type="checkbox"/> Debit Card	<input type="checkbox"/> Teller Withdrawal	<input type="checkbox"/> Automatic Deposit	<input type="checkbox"/> Automatic Payment	<input type="checkbox"/> Online Bill Pay	<input type="checkbox"/> Online or Phone Transfer	
NUMBER OR CODE	DATE	TRANSACTION DESCRIPTION	PAYMENT, FEE, WITHDRAWAL (-)	✓ PER	DEPOSIT, CREDIT (+)	\$ BALANCE
	4/5	Bingo 4/1		✓	628-	
	4/5	Etabs Deposit 4/2		✓	3907-	
	4/7	Etabs Deposit		✓	4666-	
	4/7	meat Raffle Tx 2968-972, 3225-226		✓	210-	
	4/11	Clean Sweep Deposit 7C27734		✓	1,092-	
	4/11	Etabs Deposit 4/8		✓	5456-	
	4/11	Bingo Deposit 4/8		✓	372-	

10023	4/12	payroll - John.	138.52	✓			
10024	4/12	payroll - Joshua	92.35	✓			
10025	4/12	payroll - Taren	764.04	✓			
	4/14	Etabs - Deposit 4/12		✓		3628.50	
	4/14	Easy on Eyes 4/14 7K17623		✓		480-	
	4/14	Bittersweet Deposit 4/14 W258450		✓		496.00	
	4/15	IRS Taxpymt	785.86	✓			
	4/18	Triple Crown Gaming LD3835 15m	15,353.18	✓			77,257.93

Debit Card		Teller Withdrawal	Automatic Deposit	Automatic Payment	Online Bill Pay	Online or Phone Transfer	
NUMBER OR CODE	DATE	TRANSACTION DESCRIPTION	PAYMENT, FEE WITHDRAWAL (\$)	✓	FEE	DEPOSIT CREDIT (\$)	\$
	4/18	MN Dept of Rev. x7617	\$ 37.60	✓			
	4/18	Bingo Deposit 4/15		✓		377.00	
	4/18	Etab Deposit 4/15		✓		2,727.00	
	4/19	UPS - stamps	11.60	✓			
	4/20	Withdrawal Pilot Games MN Revenue - GI	11,909.00	✓			
	4/20	Etab Deposit 4/18		✓		2537.00	
	4/25	Etabos Deposit 4/21		✓		2881.00	
	4/25	Etabos Deposit 4/24				5675.00	
	4/25	Bingo Deposit 4/22				655.00	
10026	4/26	Pay Roll - John P	138.53	✓			
10027	4/26	Pay Roll - Renee B	28.18				
10028	4/26	Payroll - Taren S.	686.70				
10029	4/26	Payroll - Vickie M	99.73				
	4/26	Pilot Games	1,494.17				
	5/2	Bingo Deposit 4/29				383.00	78,068.02

<input type="checkbox"/> Debit Card		<input type="checkbox"/> Teller Withdrawal	<input type="checkbox"/> Automatic Deposit	<input type="checkbox"/> Automatic Payment	<input type="checkbox"/> Online Bill Pay	<input type="checkbox"/> Online or Phone Transfer
NUMBER OR CODE	DATE	TRANSACTION DESCRIPTION	PAYMENT FEE WITHDRAWAL (\$)		DEPOSIT CREDIT (\$)	BALANCE
562	4/27	Etab's Deposit			3049.-	
562	4/29	Etab's Deposit			4974.-	
562	4/30	Etab's Deposit			1563.-	87,654.02
					Ending Balance	4-30-22