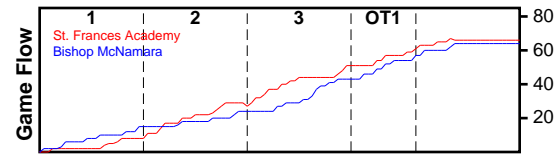


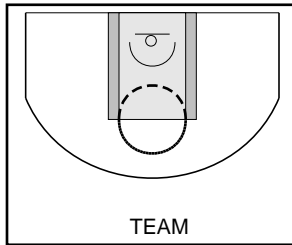
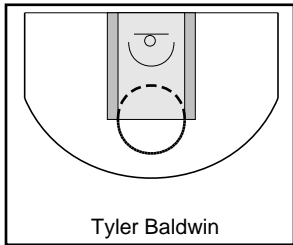
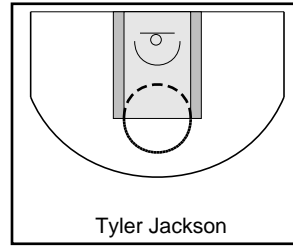
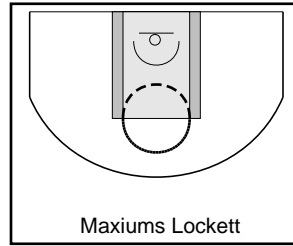
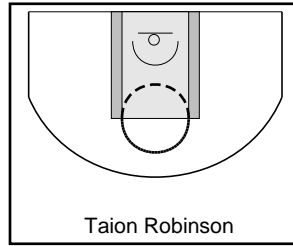
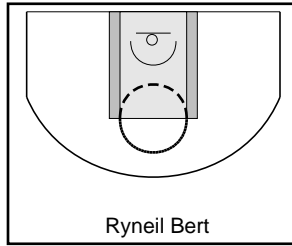
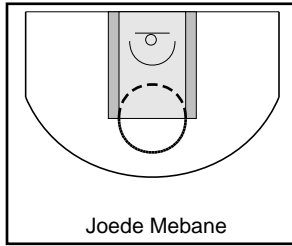
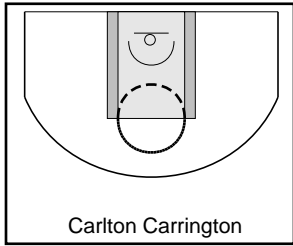
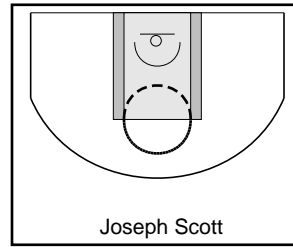
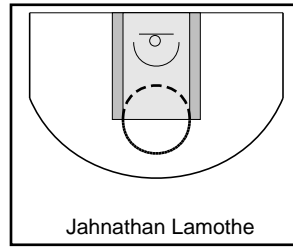
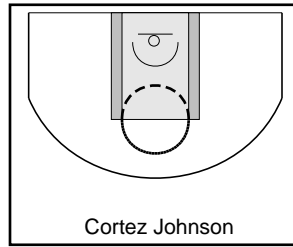
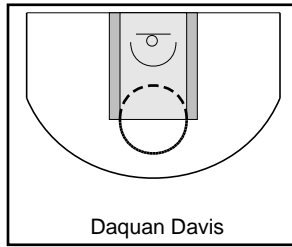
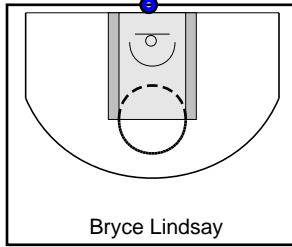
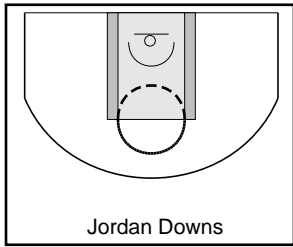
St. Frances Academy

	1	2	3	OT1	T
St. Frances	8	19	24	15	66
Bishop McNamara	15	9	19	21	64



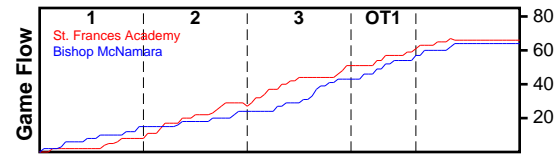
3/10/22 St. Frances Academy at Bishop McNamara Game 1

#	Name	G	MIN	PTS	FGM	FGA	FG%	2PM	2PA	2P%	3PM	3PA	3P%	FTM	FTA	FT%	OREB	DREB	REB	AST	STL	DFL	BLK	TO	PF	PM	CHG	A/T	GmSc	
0	Jordan Downs	1	6	0	0	0	-	-	-	-	-	-	-	-	-	-	-	-	0	-	-	-	-	-	-	-3	-	-	0.0	
2	Bryce Lindsay	1	25	17	6	16	0.375	4	10	0.400	2	6	0.333	3	6	0.500	-	-	0	2	2	-	-	2	1	10	-	1.0	8.0	
3	Daquan Davis	-	-	0	0	0	-	-	-	-	-	-	-	-	-	-	-	-	0	-	-	-	-	-	-	-	-	-	-	
4	Cortez Johnson	1	19	6	2	4	0.500	2	4	0.500	-	-	-	2	4	0.500	1	4	5	2	-	1	-	2	4	13	-	1.0	2.9	
5	Jahnathan Lamothe	1	19	11	3	9	0.333	1	4	0.250	2	5	0.400	3	4	0.750	-	2	2	1	2	1	-	-	3	14	-	-	7.6	
10	Joseph Scott	1	-	2	1	1	1.000	1	1	1.000	-	-	-	-	-	-	-	-	0	-	-	-	-	-	1	-	-	-	1.3	
11	Carlton Carrington	1	32	16	6	12	0.500	3	5	0.600	3	7	0.429	1	2	0.500	1	7	8	2	2	-	4	1	1	8	-	2.0	17.2	
12	Joede Mebane	-	-	0	0	0	-	-	-	-	-	-	-	-	-	-	-	-	0	-	-	-	-	-	-	-	-	-	-	-
13	Ryneil Bert	1	13	0	0	2	0.000	-	2	0.000	-	-	-	-	-	-	1	-	1	-	-	-	-	-	-	-7	-	-	-0.7	
15	Taion Robinson	1	21	5	1	5	0.200	1	5	0.200	-	-	-	3	6	0.500	3	2	5	-	1	-	2	1	4	-7	-	0.0	3.2	
21	Maxiums Lockett	-	-	0	0	0	-	-	-	-	-	-	-	-	-	-	-	-	0	-	-	-	-	-	-	-	-	-	-	-
24	Tyler Jackson	1	26	9	4	10	0.400	3	7	0.429	1	3	0.333	-	-	-	2	1	3	-	2	-	-	-	3	10	-	-	6.1	
30	Tyler Baldwin	-	-	0	0	0	-	-	-	-	-	-	-	-	-	-	-	-	0	-	-	-	-	-	-	-	-	-	-	-
	TEAM	1	-	0	0	2	0.000	-	2	0.000	-	-	-	-	-	-	-	1	1	-	1	1	-	6	-	-	-	0.0	-6.1	
	TOTALS	1	32	66	23	61	0.377	15	40	0.375	8	21	0.381	12	22	0.545	8	17	25	7	10	3	6	12	17	2	-	0.6	39.5	



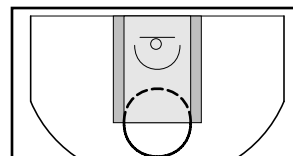
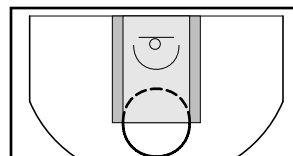
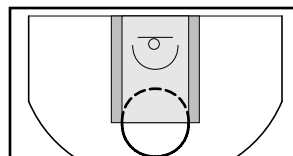
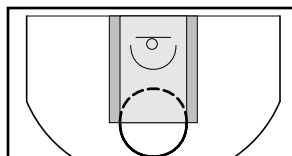
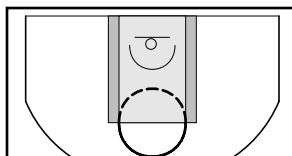
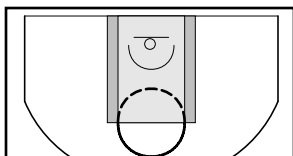
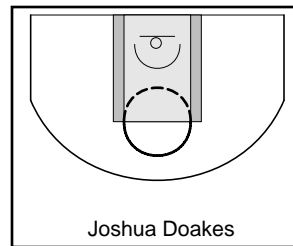
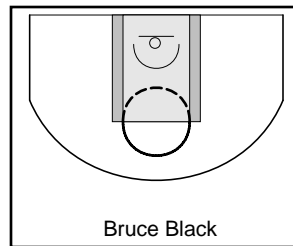
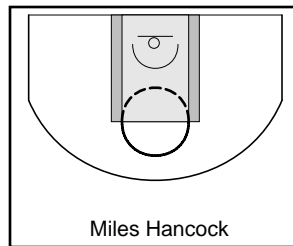
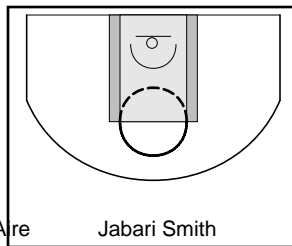
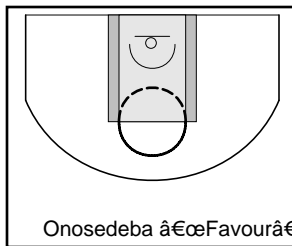
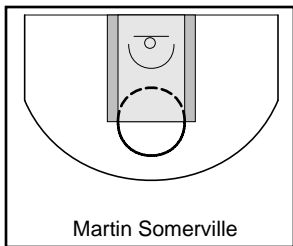
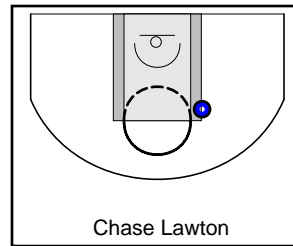
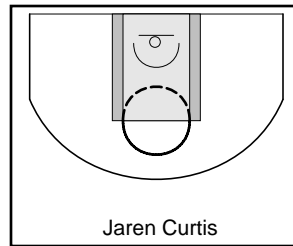
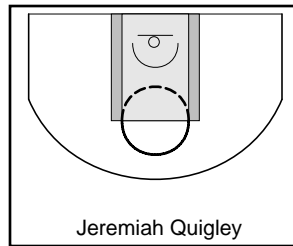
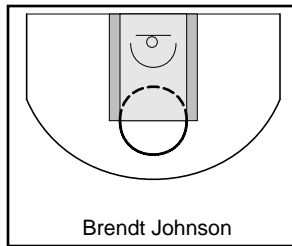
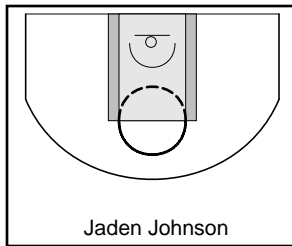
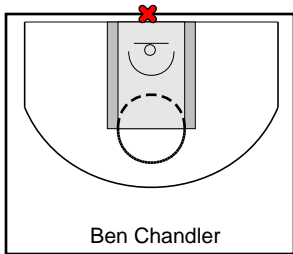
Bishop McNamara

	1	2	3	OT1	T
St. Frances	8	19	24	15	66
Bishop McNamara	15	9	19	21	64



3/10/22 St. Frances Academy at Bishop McNamara Game 1

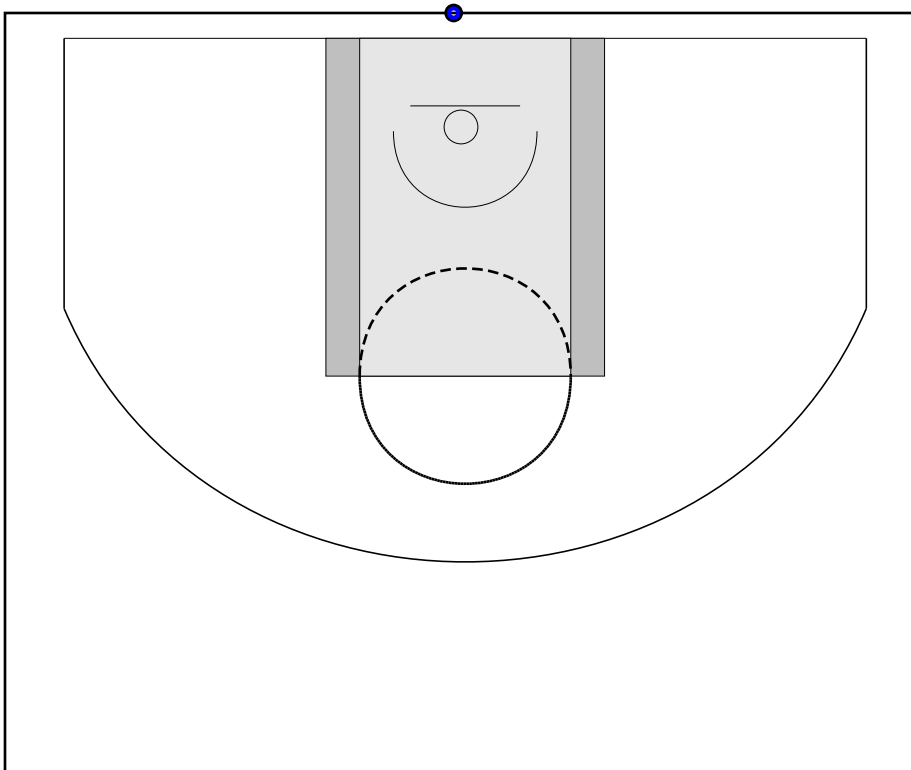
#	Name	G	MIN	PTS	FGM	FGA	FG%	2PM	2PA	2P%	3PM	3PA	3P%	FTM	FTA	FT%	OREB	DREB	REB	AST	STL	DFL	BLK	TO	PF	PM	CHG	A/T	GmSc
0	Ben Chandler	1	7	2	1	2	0.500	1	2	0.500	-	-	-	-	2	0.000	-	-	0	-	-	-	-	1	1	-7	-	0.0	-1.2
1	Jaden Johnson	-	-	0	0	0	-	-	-	-	-	-	-	-	-	-	-	-	0	-	-	-	-	-	-	-	-	-	-
2	Brendt Johnson	1	6	0	0	1	0.000	-	1	0.000	-	-	-	-	-	-	-	-	0	-	-	-	-	1	-	-11	-	0.0	-1.7
3	Jeremiah Quigley	1	23	17	6	12	0.500	6	12	0.500	-	-	-	5	5	1.000	1	4	5	4	1	-	-	2	5	8	-	2.0	12.7
4	Jaren Curtis	1	25	4	1	5	0.200	-	3	0.000	1	2	0.500	1	2	0.500	1	3	4	3	1	-	-	1	2	-2	-	3.0	3.4
5	Chase Lawton	1	28	10	4	11	0.364	2	9	0.222	2	2	1.000	-	2	0.000	1	4	5	1	-	-	-	1	1	-4	-	1.0	4.3
10	Martin Somerville	1	27	9	3	8	0.375	-	4	0.000	3	4	0.750	-	-	-	1	1	2	-	-	-	-	1	3	-8	-	0.0	3.4
11	Onosedeba Favouraire	1	26	18	7	11	0.636	7	11	0.636	-	-	-	4	4	1.000	7	11	18	-	1	-	4	3	4	8	-	0.0	20.5
12	Jabari Smith	1	1	0	0	0	-	-	-	-	-	-	-	-	-	-	-	-	0	-	-	-	-	-	-	-	-	-	0.0
14	Miles Hancock	1	1	0	0	0	-	-	-	-	-	-	-	-	-	-	-	-	0	-	-	-	-	-	-	-3	-	-	0.0
15	Bruce Black	1	4	0	0	0	-	-	-	-	-	-	-	-	-	-	-	-	0	-	-	-	-	-	-	-	-	-	0.0
20	Joshua Doakes	1	9	0	0	0	-	-	-	-	-	-	-	-	-	-	-	1	1	-	-	-	-	-	2	-12	-	-	-0.5
21	Jaden Davis	-	-	0	0	0	-	-	-	-	-	-	-	-	-	-	-	-	0	-	-	-	-	-	-	-	-	-	-
22	Avery Woodard	-	-	0	0	0	-	-	-	-	-	-	-	-	-	-	-	-	0	-	-	-	-	-	-	-	-	-	-
23	Jhace Johnson	1	9	4	1	3	0.333	-	1	0.000	1	2	0.500	1	2	0.500	-	-	0	1	-	-	-	1	1	-13	-	1.0	1.2
24	Brandon Foxworth	-	-	0	0	0	-	-	-	-	-	-	-	-	-	-	-	-	0	-	-	-	-	-	-	-	-	-	-
30	Lugard Edokpayi	-	-	0	0	0	-	-	-	-	-	-	-	-	-	-	-	-	0	-	-	-	-	-	-	-	-	-	-
32	Isaiah Buckley	-	-	0	0	0	-	-	-	-	-	-	-	-	-	-	-	-	0	-	-	-	-	-	-	-	-	-	-
	TEAM	1	-	0	0	0	-	-	-	-	-	-	-	-	-	-	-	1	1	-	-	-	-	11	-	-	-	0.0	-10.7
	TOTALS	1	32	64	23	53	0.434	16	43	0.372	7	10	0.700	11	17	0.647	11	25	36	9	3	-	4	22	19	-2	-	0.4	31.4



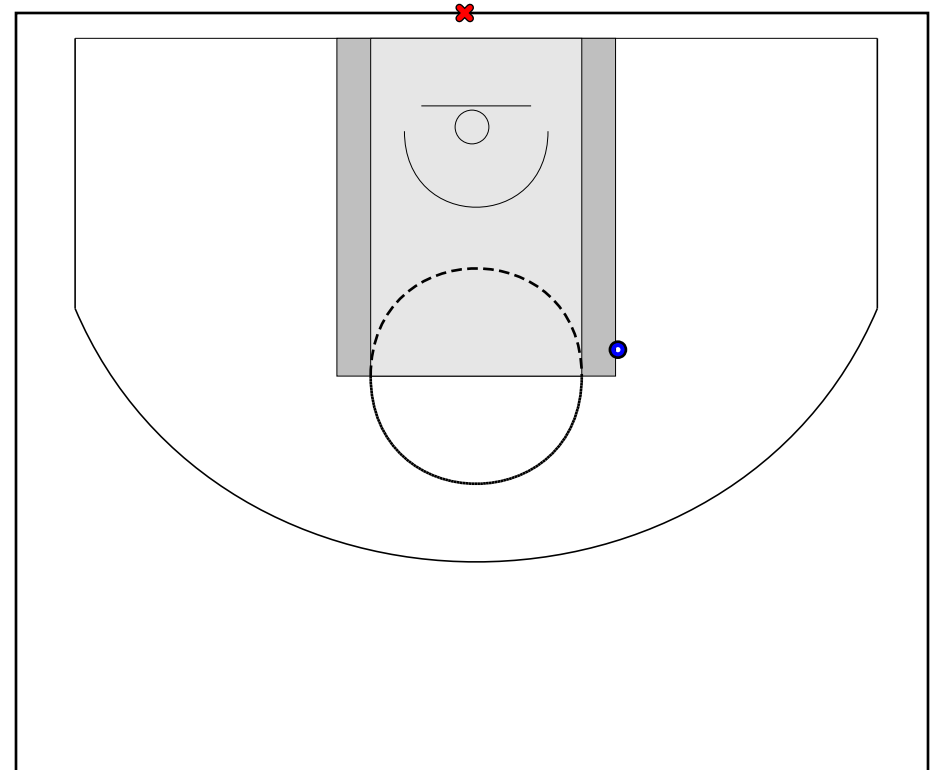
Game Summary Comparison

Statistic	St. Frances Academy	Bishop McNamara
Points	66	64
<i>Field Goals</i>	23 / 61	23 / 53
<i>2 Point</i>	15 / 40	16 / 43
<i>3 Point</i>	8 / 21	7 / 10
<i>Free Throws</i>	12 / 22	11 / 17
Assists	7	9
Rebounds	25	36
<i>Offensive</i>	8	11
<i>Defensive</i>	17	25
Blocks	6	4
Steals	10	3
Deflections	3	-
Turnovers	12	22
Charges Taken	-	-
Personal Fouls	17	19
Technical Fouls	-	-

St. Frances Academy



Bishop McNamara



St. Frances Academy Turnovers

Period	Clock	Player	Turnover Type
1st Period	7:57	#15 Taion Robinson	Other
1st Period	5:25	#4 Cortez Johnson	Other
1st Period	5:23	Team	Steal
1st Period	4:50	#2 Bryce Lindsay	Other
1st Period	4:20	Team	Other
1st Period	4:02	#4 Cortez Johnson	Other
2nd Period	6:54	Team	Other
3rd Period	3:36	Team	Steal
3rd Period	3:34	#2 Bryce Lindsay	Other
3rd Period	2:46	Team	Other
4th Period	7:18	Team	Steal
4th Period	7:06	#11 Carlton Carrington	Other

St. Frances Academy Fouls

Period	Clock	Player	Foul
1st Period	6:13	#4 Cortez Johnson	Other (Def)
1st Period	3:24	#5 Jahnathan Lamothe	Other (Def)
1st Period	2:19	#15 Taion Robinson	Pushing (Def)
2nd Period	7:36	#24 Tyler Jackson	Illegal hands (Def)
2nd Period	7:02	#11 Carlton Carrington	Other (Def)
2nd Period	5:02	#5 Jahnathan Lamothe	Other (Def)
2nd Period	2:43	#4 Cortez Johnson	Holding (Def)
2nd Period	0:42	#15 Taion Robinson	Other (Def)
3rd Period	6:18	#4 Cortez Johnson	Blocking (Def)
3rd Period	6:05	#24 Tyler Jackson	Holding (Def)
3rd Period	3:50	#15 Taion Robinson	Other (Def)
3rd Period	3:50	#10 Joseph Scott	Other (Def)
3rd Period	3:34	#5 Jahnathan Lamothe	Other (Def)
3rd Period	1:34	#4 Cortez Johnson	Other (Def)
4th Period	5:50	#15 Taion Robinson	Other (Def)
4th Period	2:44	#2 Bryce Lindsay	Other (Def)
4th Period	0:01	#24 Tyler Jackson	Other (Def)

Bishop McNamara Turnovers

Period	Clock	Player	Turnover Type
1st Period	2:57	#11 Onosedeba	Other
1st Period	2:54	Team	Steal
1st Period	2:14	#10 Martin Somerville	Other
2nd Period	6:04	#2 Brendt Johnson	Other
2nd Period	6:01	Team	Steal
2nd Period	5:29	Team	Other
2nd Period	2:01	Team	Steal
2nd Period	1:03	#4 Jaren Curtis	Other
2nd Period	1:02	Team	Steal
3rd Period	6:42	Team	Steal
3rd Period	5:55	#11 Onosedeba	Other
3rd Period	5:53	Team	Steal
3rd Period	4:02	#11 Onosedeba	Other
3rd Period	3:59	Team	Steal
3rd Period	3:39	#5 Chase Lawton	Other
4th Period	7:38	#23 Jhace Johnson	Other
4th Period	4:48	#3 Jeremiah Quigley	Other
4th Period	4:48	Team	Steal
4th Period	3:40	Team	Steal
4th Period	0:35	Team	Steal
4th Period	0:35	#3 Jeremiah Quigley	Other

Bishop McNamara Fouls

Period	Clock	Player	Foul
1st Period	5:53	#20 Joshua Doakes	Other (Def)
1st Period	2:28	#4 Jaren Curtis	Blocking (Def)
1st Period	1:49	#23 Jhace Johnson	Blocking (Def)
1st Period	0:01	#4 Jaren Curtis	Adjustment (Added)
2nd Period	6:14	#11 Onosedeba	Other (Def)
2nd Period	2:22	#10 Martin Somerville	Holding (Def)
3rd Period	7:37	#3 Jeremiah Quigley	Other (Def)
3rd Period	6:12	#3 Jeremiah Quigley	Other (Def)
3rd Period	4:31	#11 Onosedeba	Other (Def)
3rd Period	3:25	#10 Martin Somerville	Other (Def)
3rd Period	1:10	#11 Onosedeba	Other (Def)
3rd Period	0:01	#5 Chase Lawton	Other (Def)
4th Period	5:04	#3 Jeremiah Quigley	Other (Def)
4th Period	4:56	#11 Onosedeba	Other (Def)
4th Period	4:48	#3 Jeremiah Quigley	Other (Def)
4th Period	3:36	#20 Joshua Doakes	Other (Def)
4th Period	3:18	#0 Ben Chandler	Other (Off)
4th Period	2:53	#10 Martin Somerville	Blocking (Def)
4th Period	0:01	#3 Jeremiah Quigley	Other (Def)