

AAMHL Standings

Winter 2023

May 23, 2024

Regular Season

Team	Pts	Won	Lost	Tied	GF	GA	GS	GNA
1 Corby Energy Services	34	15	5	4	102	54	18	28
2 North Peak Brewing Co.	32	13	5	6	94	66	11	21
3 Forward Design Build	28	13	9	2	82	69	27	29
4 Cliff Keen Athletic	28	13	9	2	80	73	26	11
5 Team Rehab	28	13	9	2	73	74	15	21
6 Wolverine State Brewer	28	11	7	6	83	71	25	18
7 Jets Pizza	23	9	10	5	73	80	13	14
8 Ann Arbor Rug and Carp	17	6	13	5	67	80	11	29
9 Rayconnect Inter.	16	7	15	2	80	94	16	20
10 Cribley Drilling Co.	6	2	20	2	55	128	10	13

GF = Goals for; GA = Goals against; GS = Goals by substitute players; GNA = Goals unassisted

Regular season rank rules: 1-points; 2-most wins (regulation time only); 3-head-to-head; 4-goals for; 5-goals against

PlayOff Season

Team	Pts	Won	Lost	Tied	GF	GA	GS	GNA
1 Corby Energy Services	38	5	1	1	28	9	2	10
2 Forward Design Build	34	4	2	1	16	12	7	4
3 North Peak Brewing Co.	30	5	1	0	27	14	2	6
4 Team Rehab	26	4	2	0	24	16	5	7
5 Wolverine State Brewer	17	2	2	1	11	13	2	3
6 Rayconnect Inter.	14	2	3	0	15	17	2	0
7 Cliff Keen Athletic	13	2	3	0	13	16	2	1
8 Jets Pizza	13	1	3	1	15	21	2	8
9 Ann Arbor Rug and Carp	7	1	4	0	8	19	2	6
10 Cribley Drilling Co.	2	0	5	0	8	28	2	2

Rank: 1-points; 2-most playoff wins; 3- head-to-head playoff pts; 4-head-to-head reg. season; 5-regular season standings

No playoff points will be awarded to a team that is playing with fewer than 11 players.

Player stats.: Top two from each team for each category

Team	Name	Goals	Assists	Total Pts.	Name	Pnlty Min.	Penalty Violation	
AAR	Vaughn C. (97)	14	Joffe Ben (22)	10	Vaughn C. (97)	17	Joffe Ben (22)	14
AAR	Dickinson (66)	12	Joffe M. (19)	8	Dickinson (66)	15	Wells S. (28)	10
CES	Huntzicker (27)	33	Huntzicker (27)	22	Huntzicker (27)	52	Erps S. (9)	12
CES	Perkins T. (20)	25	Perkins T. (20)	16	Perkins T. (20)	39	Forward J. (40)	4
CKA	Montalban (8)	22	Montalban (8)	18	Montalban (8)	40	Hescheles (3)	8
CKA	Oxender A. (17)	13	Oxender A. (17)	14	Oxender A. (17)	27	Lobdell G. (18)	6
CRB	Joffe E. (44)	14	Joffe E. (44)	10	Joffe E. (44)	24	McClelland (3)	6
CRB	Peterson S (24)	12	Hall E. (77)	9	Peterson S (24)	20	Peterson S (24)	6
FDB	Gal J. (5)	28	Weiler C. (25)	16	Gal J. (5)	36	Gal J. (5)	22
FDB	Weiler C. (25)	10	Reyes P. (14)	12	Weiler C. (25)	25	Hula A. (11)	10
JET	Nilsson J. (11)	20	Nilsson J. (11)	19	Nilsson J. (11)	39	Teeter J. (7)	16
JET	Stevens D. (13)	17	Stevens D. (13)	19	Stevens D. (13)	36	Schueler D (5)	12
NPB	Ball S. (22)	32	Ball S. (22)	22	Ball S. (22)	54	Church M. (4)	24
NPB	Larson E. (8)	20	Larson E. (8)	20	Larson E. (8)	39	Sarosi M. (12)	10
RCI	Crawford M (14)	21	O'Brien M. (2)	18	O'Brien M. (2)	35	Crawford M (14)	8
RCI	O'Brien M. (2)	17	Foster D. (4)	13	Crawford M (14)	28	Foster M. (16)	6
REH	Maltese C. (13)	28	Holmstrom (17)	15	Maltese C. (13)	43	Holmstrom (17)	6
REH	Porter J. (8)	14	Maltese C. (13)	15	Porter J. (8)	26	Heald D. (11)	2
WSB	Frusti P. (7)	27	Ahquist S (12)	12	Frusti P. (7)	39	Grantham L (1)	4
WSB	Grantham L (11)	9	Frusti P. (7)	12	Ahquist S (12)	19	Ahquist S (12)	2

AAMHL Standings

Winter 2023
May 23, 2024

Game Log Matrix (Won, Lost, Tied, Goals for)

	AAR	CES	CKA	CRB	FDB	JET	NPB	RCI	REH	WSB
AAR		3, 0, 0, 15	1, 2, 0, 7	0, 2, 1, 6	3, 0, 1, 16	1, 2, 0, 6	3, 0, 1, 12	2, 1, 0, 10	3, 0, 0, 17	1, 0, 2, 10
CES	0, 3, 0, 0		0, 2, 1, 6	0, 4, 0, 7	0, 4, 0, 4	2, 1, 0, 7	1, 1, 0, 7	1, 3, 0, 11	1, 2, 1, 11	1, 0, 3, 10
CKA	2, 1, 0, 9	2, 0, 1, 15		0, 4, 0, 6	1, 1, 0, 3	1, 3, 0, 13	1, 1, 1, 14	1, 3, 0, 12	1, 2, 0, 4	3, 0, 0, 13
CRB	2, 0, 1, 14	4, 0, 0, 30	4, 0, 0, 15		3, 0, 0, 16	2, 0, 1, 19	3, 0, 0, 22	2, 1, 0, 14	3, 1, 0, 16	2, 0, 0, 10
FDB	0, 3, 1, 6	4, 0, 0, 13	1, 1, 0, 3	0, 3, 0, 10		1, 1, 1, 10	2, 2, 0, 11	0, 3, 1, 10	1, 2, 0, 6	2, 2, 0, 12
JET	2, 1, 0, 13	1, 2, 0, 9	3, 1, 0, 19	0, 2, 1, 6	1, 1, 1, 9		2, 0, 2, 16	0, 1, 1, 7	4, 0, 0, 17	0, 2, 1, 5
NPB	0, 3, 1, 8	1, 1, 0, 6	1, 1, 1, 12	0, 3, 0, 6	2, 2, 0, 9	0, 2, 2, 10		0, 3, 0, 6	0, 2, 1, 6	2, 1, 1, 17
RCI	1, 2, 0, 9	3, 1, 0, 17	3, 1, 0, 19	1, 2, 0, 8	3, 0, 1, 14	1, 0, 1, 8	3, 0, 0, 15		1, 2, 0, 9	2, 1, 0, 12
REH	0, 3, 0, 7	2, 1, 1, 16	2, 1, 0, 8	1, 3, 0, 9	2, 1, 0, 11	0, 4, 0, 5	2, 0, 1, 14	2, 1, 0, 15		0, 3, 0, 5
WSB	0, 1, 2, 9	0, 1, 3, 9	0, 3, 0, 4	0, 2, 0, 5	2, 2, 0, 16	2, 0, 1, 10	1, 2, 1, 10	1, 2, 0, 10	3, 0, 0, 11	

Schedule, teams (h vs v), and scores (w vs l)*

01-Nov-2023	08-Nov-2023	15-Nov-2023	22-Nov-2023	29-Nov-2023	06-Dec-2023
N8 REH 4 vs JET 1	N8 CRB 5 vs REH 3	S8 CRB 3 vs AAR 3	S8 CRB 3 vs JET 3	S8 JET 4 vs CKA 1	S8 CKA 10 vs RCI 2
S8 WSB 5 vs FDB 4	S8 NPB 9 vs CKA 4	N9 CKA 5 vs REH 0	N9 WSB 3 vs NPB 3	N9 CES 4 vs REH 0	N9 CES 6 vs CRB 1
N9 CES 3 vs RCI 1	N9 FDB 4 vs RCI 2	S9 WSB 4 vs RCI 3	S9 FDB 2 vs REH 1	S9 WSB 3 vs AAR 2	S9 AAR 3 vs FDB 3
S9 AAR 1 vs NPB 1	S9 WSB 2 vs CES 2	N10 NPB 4 vs JET 1	N10 RCI 6 vs AAR 3	N10 NPB 3 vs FDB 0	N10 NPB 3 vs REH 1
N10 CKA 3 vs CRB 1	N10 AAR 6 vs JET 1	S10 CES 4 vs FDB 3	S10 CES 6 vs CKA 1	S10 CRB 5 vs RCI 2	S10 JET 5 vs WSB 4
13-Dec-2023	20-Dec-2023	27-Dec-2023	03-Jan-2024	10-Jan-2024	17-Jan-2024
S8 CKA 2 vs FDB 1	N8 REH 4 vs WSB 2	N8 CES 5 vs AAR 0	N8 CES 5 vs RCI 4	N8 CES 6 vs CKA 2	N8 REH 1 vs CRB 0
N9 NPB 6 vs CES 3	S8 NPB 5 vs RCI 4	S8 NPB 7 vs CRB 2	S8 FDB 5 vs WSB 1	S8 RCI 4 vs AAR 1	S8 JET 5 vs AAR 4
S9 RCI 3 vs JET 3	N9 CKA 4 vs AAR 2	N9 FDB 6 vs JET 4	N9 REH 7 vs JET 1	N9 REH 4 vs FDB 3	N9 WSB 5 vs CES 4
N10 REH 4 vs AAR 2	S9 JET 3 vs CES 2	S9 RCI 5 vs REH 1	S9 CKA 3 vs CRB 1	S9 JET 11 vs CRB 1	S9 CKA 3 vs NPB 3
S10 WSB 4 vs CRB 2	N10 FDB 7 vs CRB 3	N10 WSB 8 vs CKA 2	N10 NPB 4 vs AAR 2	N10 WSB 7 vs NPB 1	N10 FDB 6 vs RCI 4
24-Jan-2024	31-Jan-2024	07-Feb-2024	14-Feb-2024	21-Feb-2024	28-Feb-2024
N8 AAR 3 vs CRB 0	S8 NPB 4 vs FDB 1	S8 REH 3 vs NPB 3	N8 FDB 2 vs CKA 1	N8 CES 5 vs AAR 0	S8 NPB 5 vs RCI 0
S8 CES 4 vs FDB 0	N9 CKA 6 vs JET 3	N9 JET 5 vs WSB 1	S8 WSB 6 vs CRB 3	S8 NPB 7 vs CRB 2	N9 FDB 6 vs CRB 5
N9 NPB 4 vs JET 4	S9 RCI 7 vs CRB 1	S9 FDB 6 vs AAR 2	N9 CES 3 vs NPB 1	N9 WSB 2 vs CKA 0	S9 CES 5 vs JET 0
S9 RCI 6 vs WSB 4	N10 CES 5 vs REH 5	N10 CKA 4 vs RCI 2	S9 REH 7 vs AAR 4	S9 REH 5 vs RCI 4	N10 REH 4 vs WSB 2
N10 CKA 2 vs REH 1	S10 WSB 4 vs AAR 4	S10 CES 9 vs CRB 3	N10 JET 5 vs RCI 4	N10 JET 4 vs FDB 1	S10 AAR 3 vs CKA 2
06-Mar-2024	13-Mar-2024	20-Mar-2024	27-Mar-2024	03-Apr-2024	10-Apr-2024
N8 REH 2 vs JET 0	N8 CES 2 vs WSB 2	N8 JET 5 vs CRB 2	N8 CES 3 vs FDB 0	N8 RCI 5 vs CRB 2	N8 FDB 3 vs AAR 0
S8 FDB 4 vs WSB 2	S8 REH 4 vs CRB 2	S8 AAR 5 vs RCI 0	S8 WSB 4 vs RCI 1	S8 CKA 5 vs JET 3	S8 WSB 0 vs JET 0
N9 CKA 7 vs CRB 3	N9 CKA 5 vs NPB 2	N9 CES 3 vs CKA 3	N9 AAR 8 vs CRB 3	N9 FDB 5 vs NPB 3	N9 NPB 8 vs REH 2
S9 NPB 4 vs AAR 3	S9 RCI 4 vs FDB 4	S9 WSB 5 vs NPB 2	S9 REH 3 vs CKA 1	S9 AAR 3 vs WSB 3	S9 CES 8 vs CRB 2
N10 RCI 4 vs CES 1	N10 AAR 3 vs JET 0	N10 FDB 6 vs REH 1	N10 NPB 2 vs JET 2	N10 REH 6 vs CES 4	N10 CKA 4 vs RCI 3
17-Apr-2024	24-Apr-2024	01-May-2024	08-May-2024	15-May-2024	22-May-2024
N8 AAR 4 vs CKA 1	N8 WSB 3 vs CKA 2	N8 RCI 6 vs REH 3	N8 FDB 3 vs CRB 2	N8 NPB 5 vs RCI 2	N8 FDB 3 vs NPB 1
S8 NPB 8 vs CRB 2	S8 REH 8 vs CRB 2	S8 CES 5 vs AAR 0	S8 JET 4 vs CES 2	S8 FDB 4 vs AAR 1	S8 CES 3 vs REH 0
N9 CES 1 vs WSB 1	N9 FDB 2 vs JET 2	N9 NPB 6 vs JET 3	N9 NPB 4 vs WSB 2	N9 REH 3 vs WSB 1	N9 CES 2 vs FDB 1
S9 FDB 0 vs RCI 0	S9 CES 8 vs RCI 2	S9 CKA 2 vs CRB 1	S9 REH 6 vs AAR 1	S9 CKA 7 vs JET 3	0 0 vs 0 0
N10 REH 4 vs JET 3	N10 NPB 3 vs AAR 2	N10 WSB 4 vs FDB 3	N10 RCI 5 vs CKA 1	N10 CES 7 vs CRB 1	0 0 vs 0 0

00-Jan-1900	00-Jan-1900	00-Jan-1900	
0 0 vs 0 0	0 0 vs 0 0	0 0 vs 0 0	*Shootout Game
0 0 vs 0 0	0 0 vs 0 0	0 0 vs 0 0	
0 0 vs 0 0	0 0 vs 0 0	0 0 vs 0 0	Rink and game times:
0 0 vs 0 0	0 0 vs 0 0	0 0 vs 0 0	N8 = North Rink at 8 pm; S8.5 = South Rink at 8:30 pm; etc.
0 0 vs 0 0	0 0 vs 0 0	0 0 vs 0 0	Home team is listed first

Goal and Assist

Winter 2023

May 23, 2024

<i>Game Date</i>	<i>Team</i>	<i>Period</i>	<i>No</i>	<i>Goal</i>	<i>Assist</i>	<i>Assist</i>
5/22/2024	CES	1	1	Erps S. (9)	Huntzicker D. (27)	
5/22/2024	CES	2	2	Nalepa A. (128)	Sub (4)	Erps S. (9)
5/22/2024	CES	2	3	Erps S. (9)	O'Brien C. (5)	Perkins T. (20)
5/22/2024	CES	2	4	Huntzicker D. (27)		
5/22/2024	CES	4	5	Perkins T. (20)	Huntzicker D. (27)	
5/22/2024	FDB	1	1	Crawford M. (6)	Ellies B. (15)	McBride R. (16)
5/22/2024	FDB	1	2	Crawford M. (6)	Weiler C. (25)	Hula A. (11)
5/22/2024	FDB	2	3	Gal J. (5)	Reyes P. (14)	Davis S. (10)
5/22/2024	FDB	2	4	Gal J. (5)	Crawford M. (6)	Reyes P. (14)
5/22/2024	NPB	1	1	Larson E. (8)	Sarosi M. (12)	

*Sub Rating Change for Playoff and Finals; Period: 4=Overtime; 5=Shootout

Penalties

Winter 2023

May 23, 2024

<i>Game Date</i>	<i>Team</i>	<i>No</i>	<i>Name</i>	<i>Offense</i>
5/22/2024	CES	1	Erps S.	Roughing
5/22/2024	CES	2	Forward J.	Trip
5/22/2024	FDB	1	Gal J.	Holding
5/22/2024	FDB	2	Crawford M.	Hook
5/22/2024	NPB	1	Jefferson D.	Roughing
5/22/2024	REH	1	Maltese C.	Roughing

Rostered and NonRostered Subs

Winter 2023

May 23, 2024

Date	GameType	Team	Name	Rostered Players		Name	Sub Player		Status
				Jersey	Draft No		Jersey	Draft No	
5/22/2024	Semi-Final	CES	Pokorney M.	13	41	Nalepa A.	128	29	Rostered
5/22/2024	Semi-Final	CES	Reinholt S.	28	100	Foster M.	22	98	Rostered
5/22/2024	Semi-Final	FDB	Stoy B.	7	27	Crawford M.	6	28	Rostered
5/22/2024	Semi-Final	NPB							
5/22/2024	Semi-Final	REH	Wilson Ken	6	53	Vaughn C.	20	49	Rostered
5/22/2024	Semi-Final	REH	DeWolfe S.	7	103	Hutton C.	12	99	Rostered
5/22/2024	Final	CES	Pokorney M.	13	41	Nalepa A.	128	29	Rostered
5/22/2024	Final	CES	Reinholt S.	28	100	Foster M.	22	98	Rostered
5/22/2024	Final	FDB	Stoy B.	7	27	Crawford M.	6	28	Rostered

AAMHL Goals by player

Winter 2023

May 23, 2024

All = Reg Season + Playoff; PO = Playoff only; SB = Substitute only; SO = Shootout

Team Name	All	PO	SB	SO	Team Name	All	PO	SB	SO	Team Name	All	PO	SB	SO
AAR Vaughn C. (97)	14	1	0	0	CRB Gilson T. (10)	4	0	0	0	NPB Nesbitt R. (17)	1	0	0	0
AAR Dickinson (66)	12	2	3	0	CRB Opsahl Jef (19)	4	3	0	0	NPB Ciatti A. (199)	0	0	0	0
AAR Joffe M. (19)	7	1	2	0	CRB Milliken S (88)	1	0	0	0	NPB Stefan A. (16)	0	0	0	0
AAR Clavier A. (9)	6	1	1	0	CRB Navarre G. (4)	1	0	0	0	RCI Crawford M (14)	21	6	3	0
AAR Wells S. (28)	6	1	0	0	CRB Bogard S. (9)	0	0	0	0	RCI O'Brien M. (2)	17	4	0	0
AAR Joffe Ben (22)	3	0	1	0	CRB Cieciek C. (199)	0	0	0	0	RCI Wilkins T. (12)	11	1	0	0
AAR Burke R. (2)	2	0	0	0	CRB McClelland (3)	0	0	0	0	RCI Foster D. (4)	9	2	0	0
AAR Westermeye (16)	1	0	0	0	FDB Gal J. (5)	28	7	0	0	RCI Fassbender (9)	8	0	1	0
AAR Blackburn (17)	0	0	0	0	FDB Weiler C. (25)	10	2	5	0	RCI Foster M. (16)	3	0	3	0
AAR Crichton J (40)	0	0	0	0	FDB Ellies B. (15)	9	0	1	0	RCI Kessler S. (10)	3	1	0	0
AAR Stoller C. (199)	0	0	0	0	FDB Davis S. (10)	8	0	0	0	RCI Sturgeon R (15)	3	0	0	0
CES Huntzicker (27)	33	11	0	0	FDB McBride R. (16)	3	0	0	0	RCI Grenham R. (24)	2	1	1	0
CES Perkins T. (20)	25	5	0	0	FDB Erps R. (12)	2	1	1	0	RCI Rouse C. (7)	2	0	0	0
CES Erps S. (9)	23	6	1	0	FDB Macgillivr (55)	2	0	0	0	RCI Cramer M. (199)	0	0	0	0
CES Pokorney M (13)	13	3	0	0	FDB Stoy B. (7)	2	0	0	0	REH Maltese C. (13)	28	7	0	0
CES Forward J. (40)	6	0	2	0	FDB Hula A. (11)	1	0	1	0	REH Porter J. (8)	14	5	0	0
CES Kless J. (8)	5	0	0	0	FDB Reyes P. (14)	1	0	0	0	REH DeWolfe T. (19)	8	3	0	0
CES Wilkins F. (7)	3	1	0	0	FDB Joffe G B. (199)	0	0	0	0	REH Pawlowski (14)	7	2	0	0
CES O'Brien C. (5)	2	0	1	0	JET Nilsson J. (11)	20	6	3	0	REH Holmstrom (17)	6	2	4	0
CES Peal D. (45)	0	0	0	0	JET Stevens D. (13)	17	1	0	0	REH Waltz S. (18)	3	0	2	0
CES Reinholt S (28)	0	0	0	0	JET Carlson C. (9)	14	4	6	0	REH Wilson Ken (6)	2	0	0	0
CES Schroeder (199)	0	0	0	0	JET Talusan P. (8)	9	1	0	0	REH Frantzeska (9)	1	0	0	0
CKA Montalban (8)	22	3	8	0	JET Barnes P. (2)	3	0	0	0	REH DeWolfe S. (7)	0	0	0	0
CKA Oxender A. (17)	13	2	0	0	JET Langrock E (3)	3	0	1	0	REH Heald D. (11)	0	0	0	0
CKA Hescheles (3)	7	1	1	0	JET Teeter J. (7)	3	0	0	0	REH Parks C. (199)	0	0	0	0
CKA Udager A. (5)	7	2	0	0	JET Fisher J. (6)	1	1	0	0	WSB Frusti P. (7)	27	5	6	0
CKA Campbell S (16)	6	1	0	0	JET Schueler D (5)	1	0	1	0	WSB Grantham L (11)	9	0	0	0
CKA Conley J. (13)	4	1	0	0	JET Boutin J. (4)	0	0	0	0	WSB Ahlquist S (12)	7	2	2	0
CKA Edwards S. (14)	2	0	0	0	JET Verburg A. (199)	0	0	0	0	WSB Hutton C. (20)	7	1	3	0
CKA Lobdell G. (18)	2	1	0	0	NPB Ball S. (22)	32	11	5	0	WSB Nalepa A. (2)	5	0	3	0
CKA Johnson A. (15)	1	0	0	0	NPB Larson E. (8)	20	4	10	0	WSB Perry B. (3)	5	1	0	0
CKA Barnes J. (199)	0	0	0	0	NPB Jefferson (19)	19	2	2	0	WSB Bourne B. (44)	3	0	0	0
CKA Paterson A (12)	0	0	0	0	NPB Fitzpatric (9)	15	4	2	0	WSB Roberts J. (8)	3	0	0	0
CRB Joffe E. (44)	14	0	0	0	NPB Kroll J. (14)	9	4	1	0	WSB Copp A. (9)	0	0	0	0
CRB Peterson S (24)	12	3	1	0	NPB Church M. (4)	5	0	0	0	WSB Greene S. (199)	0	0	0	0
CRB Hall E. (77)	8	0	0	0	NPB Sarosi M. (12)	5	0	2	0	WSB Rensberger (55)	0	0	0	0
CRB Sorscher M (21)	5	0	2	0	NPB Grant J. (10)	2	0	0	0					

AAMHL Assists by player

Winter 2023

May 23, 2024

All = Reg Season + Playoff; PO = Playoff only; SB = Substitute only

<i>Team</i>	<i>Name</i>	<i>All</i>	<i>PO</i>	<i>SB</i>	<i>Team</i>	<i>Name</i>	<i>All</i>	<i>PO</i>	<i>SB</i>	<i>Team</i>	<i>Name</i>	<i>All</i>	<i>PO</i>	<i>SB</i>
AAR	Joffe Ben (22)	10	0	2	CRB	McClelland (3)	4	1	0	NPB	Grant J. (10)	3	1	1
AAR	Joffe M. (19)	8	1	1	CRB	Milliken S (88)	4	1	0	NPB	Ciatti A. (199)	0	0	0
AAR	Clavier A. (9)	7	0	1	CRB	Navarre G. (4)	4	1	0	NPB	Stefan A. (16)	0	0	1
AAR	Blackburn (17)	4	0	0	CRB	Sorscher M (21)	3	0	1	RCI	O'Brien M. (2)	18	6	0
AAR	Wells S. (28)	4	0	0	CRB	Bogard S. (9)	2	1	0	RCI	Foster D. (4)	13	3	0
AAR	Dickinson (66)	3	0	1	CRB	Opsahl Jef (19)	1	0	0	RCI	Fassbender (9)	10	3	1
AAR	Vaughn C. (97)	3	0	0	CRB	Cieciek C. (199)	0	0	0	RCI	Wilkins T. (12)	9	0	0
AAR	Westermeye (16)	2	0	2	FDB	Weiler C. (25)	16	1	3	RCI	Crawford M (14)	7	2	1
AAR	Burke R. (2)	1	1	0	FDB	Reyes P. (14)	12	6	0	RCI	Rouse C. (7)	6	0	0
AAR	Crichton J (40)	1	0	0	FDB	McBride R. (16)	11	4	0	RCI	Sturgeon R (15)	5	2	0
AAR	Stoller C. (199)	0	0	0	FDB	Ellies B. (15)	10	2	1	RCI	Foster M. (16)	3	1	0
CES	Huntzicker (27)	22	5	0	FDB	Gal J. (5)	10	3	0	RCI	Kessler S. (10)	3	0	0
CES	Perkins T. (20)	16	4	0	FDB	Erps R. (12)	5	0	0	RCI	Grenham R. (24)	2	0	1
CES	Erps S. (9)	11	6	2	FDB	Davis S. (10)	4	1	1	RCI	Cramer M. (199)	0	0	0
CES	Forward J. (40)	11	0	0	FDB	Hula A. (11)	4	1	1	REH	Holmstrom (17)	15	1	1
CES	Kless J. (8)	11	1	0	FDB	Macgilliv (55)	2	0	0	REH	Maltese C. (13)	15	4	3
CES	Wilkins F. (7)	11	2	1	FDB	Stoy B. (7)	2	0	0	REH	Porter J. (8)	12	2	1
CES	Pokorney M (13)	9	1	0	FDB	Joffe G B. (199)	0	0	0	REH	Wilson Ken (6)	7	2	1
CES	O'Brien C. (5)	7	1	0	JET	Nilsson J. (11)	19	1	0	REH	DeWolfe T. (19)	6	2	0
CES	Peal D. (45)	2	0	1	JET	Stevens D. (13)	19	2	3	REH	Frantzeska (9)	3	0	1
CES	Reinholt S (28)	1	0	1	JET	Carlson C. (9)	9	0	0	REH	Pawlowski (14)	3	0	0
CES	Schroeder (199)	0	0	0	JET	Barnes P. (2)	6	0	2	REH	Waltz S. (18)	3	0	0
CKA	Montalban (8)	18	1	9	JET	Talusan P. (8)	6	2	1	REH	Heald D. (11)	2	0	0
CKA	Oxender A. (17)	14	2	0	JET	Langrock E (3)	5	0	0	REH	DeWolfe S. (7)	1	0	0
CKA	Udager A. (5)	14	3	0	JET	Schueler D (5)	5	0	0	REH	Parks C. (199)	1	1	0
CKA	Hescheles (3)	7	0	1	JET	Teeter J. (7)	5	0	0	WSB	Ahlquist S (12)	12	0	2
CKA	Campbell S (16)	5	1	1	JET	Fisher J. (6)	2	1	1	WSB	Frusti P. (7)	12	1	8
CKA	Johnson A. (15)	3	1	0	JET	Boutin J. (4)	1	0	3	WSB	Nalepa A. (2)	11	2	2
CKA	Conley J. (13)	2	1	0	JET	Verburg A. (199)	0	0	0	WSB	Perry B. (3)	11	0	0
CKA	Edwards S. (14)	2	0	0	NPB	Ball S. (22)	22	4	3	WSB	Grantham L (11)	10	3	0
CKA	Lobdell G. (18)	2	1	0	NPB	Larson E. (8)	20	5	10	WSB	Bourne B. (44)	8	1	0
CKA	Paterson A (12)	2	0	0	NPB	Church M. (4)	17	3	0	WSB	Roberts J. (8)	8	1	0
CKA	Barnes J. (199)	0	0	0	NPB	Fitzpatric (9)	11	3	0	WSB	Hutton C. (20)	3	0	0
CRB	Joffe E. (44)	10	0	0	NPB	Jefferson (19)	10	2	2	WSB	Copp A. (9)	2	0	0
CRB	Hall E. (77)	9	2	0	NPB	Sarosi M. (12)	10	3	3	WSB	Greene S. (199)	0	0	0
CRB	Peterson S (24)	8	0	2	NPB	Nesbitt R. (17)	9	2	0	WSB	Rensberger (55)	0	0	0
CRB	Gilson T. (10)	4	0	0	NPB	Kroll J. (14)	6	0	0					

AAMHL Points by player

Winter 2023

May 23, 2024

All = Reg Season + Playoff; PO = Playoff only; SB = Substitute only

<i>Team</i>	<i>Name</i>	<i>All</i>	<i>PO</i>	<i>SB</i>	<i>Team</i>	<i>Name</i>	<i>All</i>	<i>PO</i>	<i>SB</i>	<i>Team</i>	<i>Name</i>	<i>All</i>	<i>PO</i>	<i>SB</i>
AAR	Vaughn C. (97)	17	1	0	CRB	Sorscher M (21)	8	0	3	NPB	Grant J. (10)	5	1	1
AAR	Dickinson (66)	15	2	4	CRB	Milliken S (88)	5	1	0	NPB	Ciatti A. (199)	0	0	0
AAR	Joffe M. (19)	15	2	3	CRB	Navarre G. (4)	5	1	0	NPB	Stefan A. (16)	0	0	1
AAR	Clavier A. (9)	13	1	2	CRB	Opsahl Jef (19)	5	3	0	RCI	O'Brien M. (2)	35	10	0
AAR	Joffe Ben (22)	13	0	3	CRB	McClelland (3)	4	1	0	RCI	Crawford M (14)	28	8	4
AAR	Wells S. (28)	10	1	0	CRB	Bogard S. (9)	2	1	0	RCI	Foster D. (4)	22	5	0
AAR	Blackburn (17)	4	0	0	CRB	Cieciek C. (199)	0	0	0	RCI	Wilkins T. (12)	20	1	0
AAR	Burke R. (2)	3	1	0	FDB	Gal J. (5)	36	10	0	RCI	Fassbender (9)	18	3	2
AAR	Westermeye (16)	3	0	2	FDB	Weiler C. (25)	25	3	8	RCI	Rouse C. (7)	8	0	0
AAR	Crichton J (40)	1	0	0	FDB	Ellies B. (15)	18	2	2	RCI	Sturgeon R (15)	8	2	0
AAR	Stoller C. (199)	0	0	0	FDB	McBride R. (16)	13	4	0	RCI	Foster M. (16)	6	1	3
CES	Huntzicker (27)	52	16	0	FDB	Davis S. (10)	11	1	1	RCI	Kessler S. (10)	6	1	0
CES	Perkins T. (20)	39	9	0	FDB	Reyes P. (14)	11	6	0	RCI	Grenham R. (24)	4	1	2
CES	Erps S. (9)	31	12	3	FDB	Erps R. (12)	7	1	1	RCI	Cramer M. (199)	0	0	0
CES	Pokorney M (13)	22	4	0	FDB	Hula A. (11)	4	1	2	REH	Maltese C. (13)	43	11	3
CES	Forward J. (40)	17	0	2	FDB	Macgillivr (55)	4	0	0	REH	Porter J. (8)	26	7	1
CES	Kless J. (8)	16	1	0	FDB	Stoy B. (7)	4	0	0	REH	Holmstrom (17)	21	3	5
CES	Wilkins F. (7)	14	3	1	FDB	Joffe G B. (199)	0	0	0	REH	DeWolfe T. (19)	14	5	0
CES	O'Brien C. (5)	8	1	1	JET	Nilsson J. (11)	39	7	3	REH	Pawlowski (14)	10	2	0
CES	Peal D. (45)	2	0	1	JET	Stevens D. (13)	36	3	3	REH	Wilson Ken (6)	9	2	1
CES	Reinholt S (28)	1	0	1	JET	Carlson C. (9)	23	4	6	REH	Waltz S. (18)	6	0	2
CES	Schroeder (199)	0	0	0	JET	Talusan P. (8)	15	3	1	REH	Frantzeska (9)	4	0	1
CKA	Montalban (8)	40	4	17	JET	Barnes P. (2)	9	0	2	REH	Heald D. (11)	2	0	0
CKA	Oxender A. (17)	27	4	0	JET	Langrock E (3)	8	0	1	REH	DeWolfe S. (7)	1	0	0
CKA	Udager A. (5)	21	5	0	JET	Teeter J. (7)	8	0	0	REH	Parks C. (199)	1	1	0
CKA	Hescheles (3)	14	1	2	JET	Schueler D (5)	6	0	1	WSB	Frusti P. (7)	39	6	14
CKA	Campbell S (16)	11	2	1	JET	Fisher J. (6)	3	2	1	WSB	Ahlquist S (12)	19	2	4
CKA	Conley J. (13)	6	2	0	JET	Boutin J. (4)	1	0	3	WSB	Grantham L (11)	19	3	0
CKA	Edwards S. (14)	4	0	0	JET	Verburg A. (199)	0	0	0	WSB	Nalepa A. (2)	16	2	5
CKA	Johnson A. (15)	4	1	0	NPB	Ball S. (22)	54	15	8	WSB	Perry B. (3)	16	1	0
CKA	Lobdell G. (18)	4	2	0	NPB	Larson E. (8)	39	9	20	WSB	Bourne B. (44)	11	1	0
CKA	Paterson A (12)	2	0	0	NPB	Jefferson (19)	29	4	4	WSB	Roberts J. (8)	11	1	0
CKA	Barnes J. (199)	0	0	0	NPB	Fitzpatric (9)	26	7	2	WSB	Hutton C. (20)	10	1	3
CRB	Joffe E. (44)	24	0	0	NPB	Church M. (4)	22	3	0	WSB	Copp A. (9)	2	0	0
CRB	Peterson S (24)	20	3	3	NPB	Kroll J. (14)	15	4	1	WSB	Greene S. (199)	0	0	0
CRB	Hall E. (77)	17	2	0	NPB	Sarosi M. (12)	14	3	5	WSB	Rensberger (55)	0	0	0
CRB	Gilson T. (10)	8	0	0	NPB	Nesbitt R. (17)	10	2	0					

AAMHL Penalties by player

Winter 2023
May 23, 2024

<i>Team</i>	<i>Name</i>	<i>Total</i>	<i>Category</i>	<i>Team</i>	<i>Name</i>	<i>Total</i>	<i>Category</i>	<i>Team</i>	<i>Name</i>	<i>Total</i>	<i>Category</i>
AAR	Blackburn R.	2	Conformist	CRB	Joffe E.	0	Conformist	NPB	Nesbitt R.	1	Conformist
AAR	Burke R.	0	Conformist	CRB	McClelland J.	3	Conformist	NPB	Sarosi M.	5	Conformist
AAR	Clavier A.	1	Conformist	CRB	Milliken S.	0	Conformist	NPB	Stefan A.	2	Conformist
AAR	Crichton J.	2	Conformist	CRB	Navarre G.	1	Conformist	RCI	Cramer M.	0	Conformist
AAR	Dickinson G.	1	Conformist	CRB	Opsahl Jeff	2	Conformist	RCI	Crawford M.	4	Conformist
AAR	Joffe Ben	3	Conformist	CRB	Peterson S.	3	Conformist	RCI	Fassbender P.	0	Conformist
AAR	Joffe M.	3	Conformist	CRB	Sorscher M.	0	Conformist	RCI	Foster D.	1	Conformist
AAR	Stoller C.	0	Conformist	FDB	Davis S.	0	Conformist	RCI	Foster M.	2	Conformist
AAR	Vaughn C.	2	Conformist	FDB	Ellies B.	0	Conformist	RCI	Grenham R.	1	Conformist
AAR	Wells S.	5	Extremist	FDB	Erps R.	2	Conformist	RCI	Kessler S.	1	Conformist
AAR	Westermeyer G	1	Conformist	FDB	Gal J.	5	Conformist	RCI	O'Brien M.	1	Conformist
CES	Erps S.	8	Extremist	FDB	Hula A.	3	Conformist	RCI	Rouse C.	1	Conformist
CES	Forward J.	4	Conformist	FDB	Joffe G B.	0	Conformist	RCI	Sturgeon R.	2	Conformist
CES	Huntzicker D.	1	Conformist	FDB	Macjillivray C.	2	Conformist	RCI	Wilkins T.	1	Conformist
CES	Kless J.	1	Conformist	FDB	McBride R.	1	Conformist	REH	DeWolfe S.	0	Conformist
CES	O'Brien C.	2	Conformist	FDB	Reyes P.	0	Conformist	REH	DeWolfe T.	0	Conformist
CES	Peal D.	0	Conformist	FDB	Stoy B.	1	Conformist	REH	Frantzeskakis P	1	Conformist
CES	Perkins T.	1	Conformist	FDB	Weiler C.	2	Conformist	REH	Heald D.	1	Conformist
CES	Pokorney M.	1	Conformist	JET	Barnes P.	0	Conformist	REH	Holmstrom E.	3	Conformist
CES	Reinholt S.	1	Conformist	JET	Boutin J.	2	Conformist	REH	Maltese C.	2	Conformist
CES	Schroeder D.	0	Conformist	JET	Carlson C.	0	Conformist	REH	Parks C.	0	Conformist
CES	Wilkins F.	1	Conformist	JET	Fisher J.	0	Conformist	REH	Pawlowski B.	0	Conformist
CKA	Barnes J.	1	Conformist	JET	Langrock E.	4	Conformist	REH	Porter J.	1	Conformist
CKA	Campbell S.	0	Conformist	JET	Nilsson J.	4	Conformist	REH	Waltz S.	0	Conformist
CKA	Conley J.	1	Conformist	JET	Schueler D.	6	Conformist	REH	Wilson Ken	1	Conformist
CKA	Edwards S.	0	Conformist	JET	Stevens D.	4	Conformist	WSB	Ahquist S.	1	Conformist
CKA	Hescheles D.	3	Conformist	JET	Talusan P.	0	Conformist	WSB	Bourne B.	0	Conformist
CKA	Johnson A.	2	Conformist	JET	Teeter J.	4	Conformist	WSB	Copp A.	0	Conformist
CKA	Lobdell G.	3	Conformist	JET	Verburg A.	0	Conformist	WSB	Frusti P.	1	Conformist
CKA	Montalban A.	0	Conformist	NPB	Ball S.	2	Conformist	WSB	Grantham L.	2	Conformist
CKA	Oxender A.	0	Conformist	NPB	Church M.	8	Conformist	WSB	Greene S.	0	Conformist
CKA	Paterson A.	3	Conformist	NPB	Ciatti A.	0	Conformist	WSB	Hutton C.	0	Conformist
CKA	Udager A.	3	Conformist	NPB	Fitzpatrick M.	1	Conformist	WSB	Nalepa A.	1	Conformist
CRB	Bogard S.	0	Conformist	NPB	Grant J.	2	Conformist	WSB	Perry B.	0	Conformist
CRB	Cieciek C.	0	Conformist	NPB	Jefferson D.	1	Conformist	WSB	Rensberger T.	0	Conformist
CRB	Gilson T.	1	Conformist	NPB	Kroll J.	2	Conformist	WSB	Roberts J.	1	Conformist
CRB	Hall E.	2	Conformist	NPB	Larson E.	0	Conformist				

Points Per Game By Year

Winter 2023
May 23, 2024

Name	Points per Game per Year				Trend	Name	Points per Game per Year				Trend	Name	Points per Game per Year				Trend
	2024	2023	2022	2021	Rank		2024	2023	2022	2021	Rank		2024	2023	2022	2021	Rank
Ahlquist S.	0.00	0.92	0.73	0.68		Gilson T.	0.00	0.33	0.40	0.50		O'Brien M.	0.00	1.58	1.39	1.51	
Ball S.	0.00	1.76	2.17	1.85		Grant J.	0.00	0.23	0.37	0.31		Opsahl Jeff	0.00	0.28	0.63	1.13	
Barnes P.	0.00	0.35	0.24	0.14		Grantham L.	0.00	0.64	0.60	0.59		Oxender A.	0.00	1.05	1.08	0.83	
Blackburn R.	0.00	0.31	0.54	0.57		Grenham R.	0.00	0.22	0.32	0.29		Paterson A.	0.00	0.14	0.33	0.47	
Bogard S.	0.00	0.26	0.43	0.37		Hall E.	0.00	1.00	1.00	1.07		Pawlowski B.	0.00	0.38	0.49	0.81	
Bourne B.	0.00	0.94	0.00	0.00		Heald D.	0.00	0.18	0.18	0.34		Peal D.	0.00	0.19	0.20	0.20	
Boutin J.	0.00	0.13	0.47	0.35		Hescheles D.	0.00	0.57	0.58	0.70		Perkins T.	0.00	0.98	0.72	1.18	
Burke R.	0.00	0.28	0.36	0.70		Holmstrom E.	0.00	0.91	0.90	1.00		Perry B.	0.00	0.89	1.00	1.16	
Campbell S.	0.00	0.43	0.43	0.43		Hula A.	0.00	0.19	0.00	0.00		Peterson S.	0.00	0.70	1.42	0.54	
Carlson C.	0.00	0.91	1.31	1.45		Huntzicker D.	0.00	1.91	1.67	1.57		Pokorney M.	0.00	0.78	0.80	0.91	
Church M.	0.00	0.89	0.46	0.84		Hutton C.	0.00	0.37	0.33	0.30		Porter J.	0.00	1.29	1.16	1.41	
Clavier A.	0.00	0.50	0.92	0.81		Jefferson D.	0.00	0.96	0.69	0.90		Reinholt S.	0.00	0.10	0.23	0.14	
Conley J.	0.00	0.26	0.20	0.37		Joffe Ben	0.00	0.47	0.59	0.00		Rensberger T.	0.00	0.00	0.22	0.23	
Copp A.	0.00	0.19	0.21	0.27		Joffe E.	0.00	1.02	1.16	1.37		Reyes P.	0.00	0.36	0.59	0.48	
Crawford M.	0.00	1.07	0.82	0.94		Joffe M.	0.00	0.59	1.10	1.29		Roberts J.	0.00	0.37	0.73	0.53	
Crichton J.	0.00	0.12	0.48	0.59		Johnson A.	0.00	0.16	0.18	0.25		Rouse C.	0.00	0.37	0.30	0.20	
Davis S.	0.00	0.47	0.42	0.29		Kessler S.	0.00	0.25	0.52	0.33		Sarosi M.	0.00	0.42	0.30	0.33	
DeWolfe S.	0.00	0.06	0.38	0.23		Kless J.	0.00	0.48	0.38	0.40		Schueler D.	0.00	0.33	0.50	0.31	
DeWolfe T.	0.00	0.54	0.49	0.90		Kroll J.	0.00	0.44	0.44	0.82		Sorscher M.	0.00	0.52	0.22	0.30	
Dickinson G.	0.00	0.83	1.39	0.00		Langrock E.	0.00	0.35	0.00	0.00		Stefan A.	0.00	0.05	0.26	0.34	
Edwards S.	0.00	0.68	0.59	0.57		Larson E.	0.00	1.31	1.00	0.68		Stevens D.	0.00	1.20	1.33	1.80	
Ellies B.	0.00	0.69	0.71	0.45		Lobdell G.	0.00	0.19	0.32	0.35		Stoy B.	0.00	0.91	0.89	1.28	
Erps R.	0.00	0.19	0.30	0.43		Macgillivray C.	0.00	0.15	0.29	0.44		Sturgeon R.	0.00	0.31	0.32	0.44	
Erps S.	0.00	1.33	1.34	1.54		Maltese C.	0.00	1.77	0.00	0.00		Talusan P.	0.00	0.47	0.31	0.00	
Fassbender P.	0.00	0.87	0.50	1.44		McBride R.	0.00	0.54	0.67	0.63		Teeter J.	0.00	0.35	0.25	0.55	
Fisher J.	0.00	0.12	0.12	0.12		McClelland J.	0.00	0.23	0.25	0.49		Udager A.	0.00	0.73	0.00	0.00	
Fitzpatrick M.	0.00	0.76	1.05	0.62		Milliken S.	0.00	0.25	0.17	0.15		Vaughn C.	0.00	0.41	1.23	1.03	
Forward J.	0.00	0.53	0.43	0.90		Montalban A.	0.00	1.68	0.00	0.00		Waltz S.	0.00	0.32	0.66	0.77	
Foster D.	0.00	1.03	1.23	1.07		Nalepa A.	0.00	0.50	0.55	0.39		Weiler C.	0.00	0.98	1.00	0.00	
Foster M.	0.00	0.22	0.24	0.37		Navarre G.	0.00	0.13	0.34	0.09		Wells S.	0.00	0.57	0.94	1.26	
Frantzeskakis P.	0.00	0.24	0.42	0.20		Nesbitt R.	0.00	0.30	0.29	0.45		Westermeyer C	0.00	0.26	0.10	0.25	
Frusti P.	0.00	1.82	1.42	1.68		Nilsson J.	0.00	1.47	1.36	0.00		Wilkins F.	0.00	0.33	0.26	0.49	
Gal J.	0.00	1.71	1.83	2.08		O'Brien C.	0.00	0.27	0.38	0.38		Wilkins T.	0.00	0.62	0.56	0.28	
												Wilson Ken	0.00	0.38	0.44	0.58	

Trend Rank = A rank of the players with an increasing rate of the number of points per game per year over the last 5 years.
 The rank number is based on the slope of a least-square linear fit to the last five years of points per game data for each player.
 The lower the rank number the greater the rate of increase in points per game per year.
 The quality of the fit (coefficient of determination) must be greater than 0.4 to be assigned a rank

Player points since 2006

Winter 2023

May 23, 2024

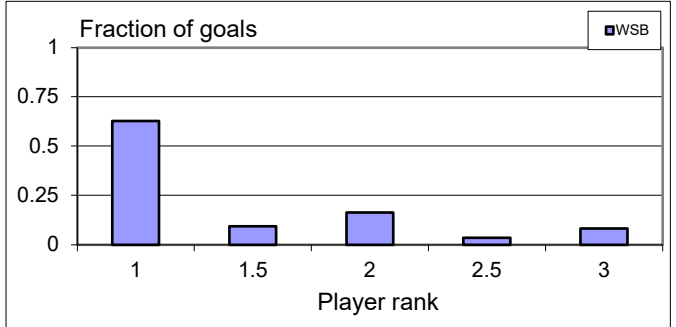
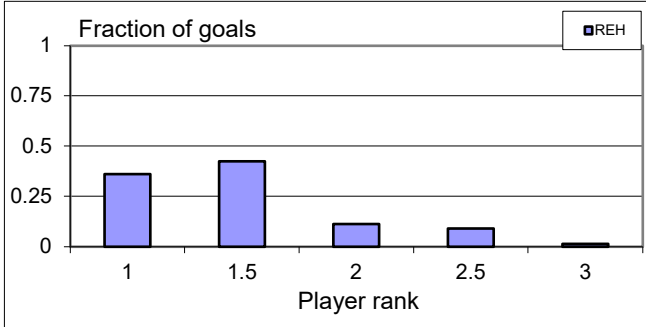
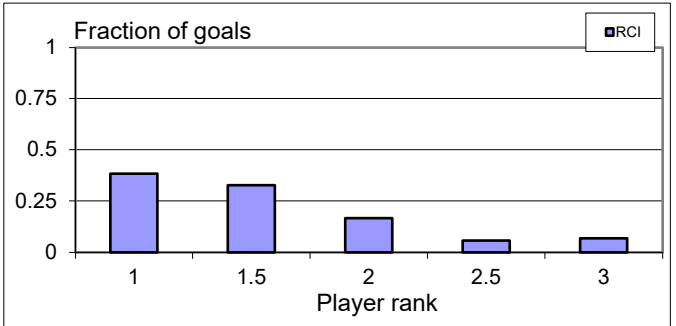
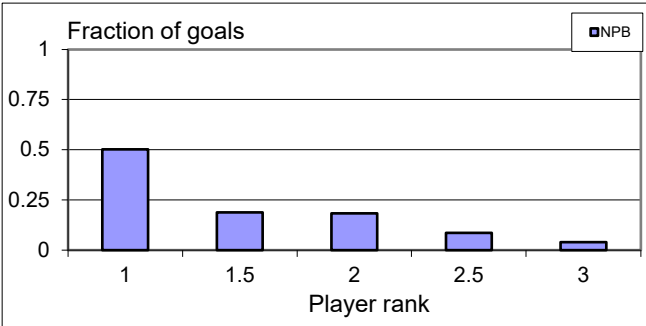
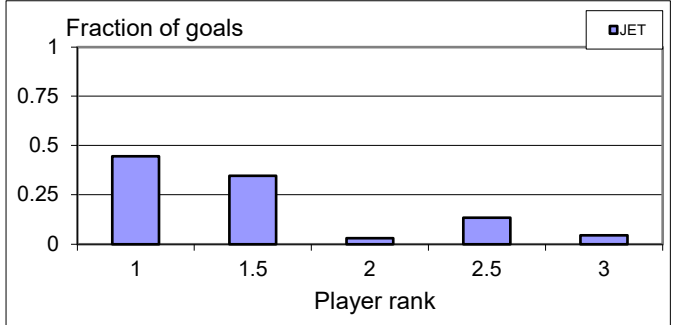
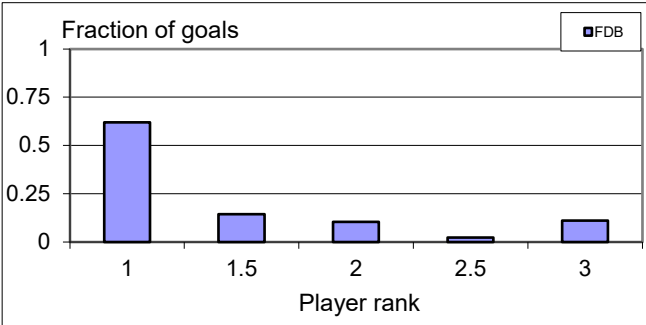
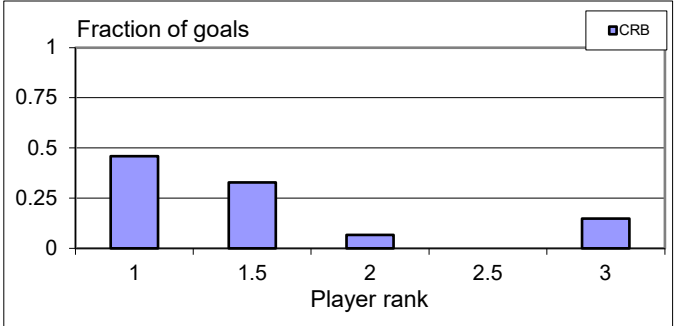
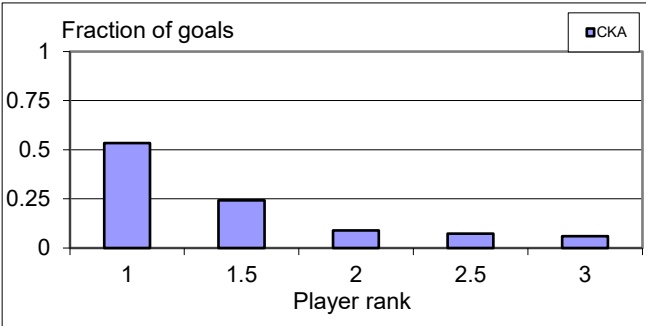
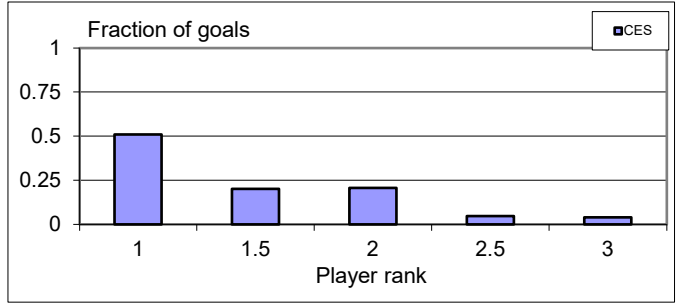
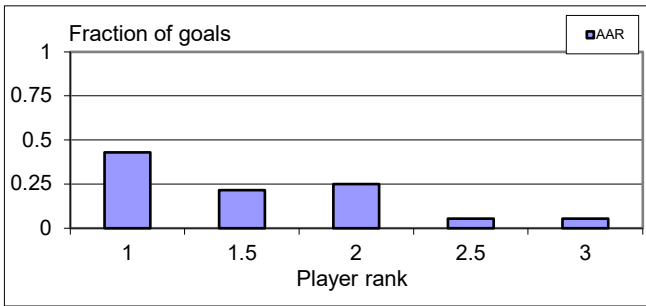
Name	Games	Goals	Asists	Points/Game	Name	Games	Goals	Asists	Points/Game	Name	Games	Goals	Asists	Points/Game
Ahlquist S.	141	46	62	0.77	Gilson T.	496	129	171	0.60	Parks C.	92	0	5	0.05
Ball S.	201	257	155	2.05	Grant J.	133	7	36	0.32	Paterson A.	213	30	61	0.43
Barnes J.	630	0	14	0.02	Grantham L.	785	391	406	1.02	Pawloski B.	172	57	49	0.62
Barnes P.	847	207	352	0.66	Greene S.	314	0	0	0.00	Peal D.	405	39	88	0.31
Blackburn R.	275	77	92	0.61	Grenham R.	320	37	84	0.38	Perkins T.	180	96	80	0.98
Bogard S.	737	239	269	0.69	Hall E.	222	144	122	1.20	Perry B.	518	278	389	1.29
Bourne B.	31	13	16	0.94	Heald D.	160	8	30	0.24	Peterson S.	313	133	164	0.95
Boutin J.	659	167	246	0.63	Hescheles D.	190	74	53	0.67	Pokorney M.	756	570	433	1.33
Burke R.	105	24	20	0.42	Holmstrom E.	295	185	133	1.08	Porter J.	128	124	70	1.52
Campbell S.	130	28	35	0.48	Hula A.	42	3	4	0.17	Reinholt S.	598	70	155	0.38
Carlson C.	178	149	103	1.42	Huntzicker D.	306	384	238	2.03	Rensberger T.	542	23	96	0.22
Church M.	186	53	79	0.71	Hutton C.	212	47	52	0.47	Reyes P.	561	142	157	0.53
Ciatti A.	70	0	0	0.00	Jefferson D.	112	64	38	0.91	Roberts J.	430	90	184	0.64
Cieciak C.	372	1	6	0.02	Joffe Ben	91	20	26	0.51	Rouse C.	136	10	31	0.30
Clavier A.	270	122	135	0.95	Joffe E.	390	367	233	1.54	Sarosi M.	714	165	217	0.54
Conley J.	143	28	23	0.36	Joffe M.	398	220	284	1.27	Schroeder D.	539	2	6	0.01
Copp A.	348	20	138	0.45	Johnson A.	707	14	144	0.22	Schueler D.	544	81	194	0.51
Cramer M.	175	0	1	0.01	Kessler S.	316	61	81	0.45	Sorscher M.	742	258	313	0.77
Crawford M.	143	72	66	0.97	Kless J.	431	67	116	0.42	Stefan A.	353	52	61	0.32
Crichton J.	736	245	277	0.71	Kroll J.	806	425	415	1.04	Stevens D.	130	108	85	1.48
Davis S.	699	195	227	0.60	Langrock E.	25	3	5	0.32	Stoller C.	130	0	0	0.00
DeWolfe S.	808	71	194	0.33	Larson E.	114	59	59	1.04	Stoy B.	487	343	333	1.39
DeWolfe T.	361	155	162	0.88	Lobdell G.	299	49	88	0.46	Sturgeon R.	666	157	228	0.58
Dickinson G.	74	42	31	0.99	Macgillivray C.	592	76	161	0.40	Talusan P.	87	18	17	0.40
Edwards S.	186	27	63	0.48	Maltese C.	24	28	15	1.79	Teeter J.	110	12	31	0.39
Ellies B.	243	95	83	0.73	McBride R.	142	44	53	0.68	Udager A.	43	13	20	0.77
Erps R.	291	27	65	0.32	McClelland J.	814	103	277	0.47	Vaughn C.	252	120	94	0.85
Erps S.	709	605	459	1.50	Milliken S.	97	10	8	0.19	Verburg A.	149	0	0	0.00
Fassbender P.	440	313	300	1.39	Montalban A.	26	22	18	1.54	Waltz S.	140	42	31	0.52
Fisher J.	675	12	152	0.24	Nalepa A.	157	23	52	0.48	Weiler C.	82	38	39	0.94
Fitzpatrick M.	426	230	194	1.00	Navarre G.	570	162	171	0.58	Wells S.	112	56	43	0.88
Forward J.	648	230	306	0.83	Nesbitt R.	127	15	42	0.45	Westermeyer G.	458	30	97	0.28
Foster D.	455	312	236	1.20	Nilsson J.	81	57	59	1.43	Wilkins F.	127	20	25	0.35
Foster M.	433	35	86	0.28	O'Brien C.	353	41	149	0.54	Wilkins T.	244	77	91	0.69
Frantzeskakis P.	667	71	215	0.43	O'Brien M.	328	284	284	1.73	Wilson Ken	285	57	84	0.49
Frusti P.	156	158	98	1.64	Opsahl Jeff	362	189	208	1.10		0	0	0	0
Gal J.	114	135	92	1.99	Oxender A.	135	72	60	0.98					

*Games = Total number of possible games played starting in September 2006 including games played as a substitute.

Goals by Ranking

Winter 2023

May 23, 2024



Goals are normalized by the number of players at each rank level.