

Instructions for Safe Sport Certification

- Log into your GotSoccer COACH account:
https://www.gotsport.com/asp/users/login_menu.asp?tab=member

Member Account Login

Contact vpcaches@colleyvillesoccer.net if you do not your COACH account Username/Password.

Team Account Individual Coach Individual Manager

Username Password Username COACHUSERNAME Password Username Password

Login Login Login

Team Account Lookup Coach Account Lookup Manager Account Lookup

New to GotSoccer?
Create Your Account

- After logging in click on Learning Center Courses in the SafeSport Certification section:

Welcome Back, Marc Costa [Update your Coach Profile](#)

SafeSport Certification Learning Center Courses »

- Click on [Start Course](#) for the SafeSport Certification section. **Note the 'Access Code' which will be required in the next step.

SafeSport Certification

Status Not Taken [Start Course](#)
Access Code
YC3E-6P5G-YYIL-CS2M

Already completed this course?
If you have multiple accounts, your completed course records may be attached to your other account. Click the Check Records button to lookup a completed record matching your name and email address.

[Check Records](#)

- After clicking on [Start Course](#) you will arrive at the below screen.
 Organization should be pre-filled with U.S. Soccer
 Access Code = YC3E-6P5G-YYIL-CS2M

Add Membership [X]

Organization *
 U.S. Soccer

Access Code *
 YC3E-6P5G-YYIL-CS2M [X]

Cancel Save

- Click on Save
- You should then receive a message stating, “Membership has been successfully added” and you can then Register for an Account. When registering at the below screen use the exact same First Name, Last Name, and Email Address as used in your COACH account in GotSoccer.

Register : 1 Account

First Name *
 FIRST NAME FROM COACH ACCOUNT

Last Name *
 LAST NAME FROM COACH ACCOUNT

Email *
 email@FROMCOACHACCOUNT.com

Password *
 ●●●●●●●●

Confirm Password *
 ●●●●●●●●

Cancel Next >

- Click on Next
- Continue registration on Page 2.
 Nickname = mine was already prefilled
 Country = United States
 Address = your home address
 City = your home city
 Region = Texas

Postal Code = your home postal code

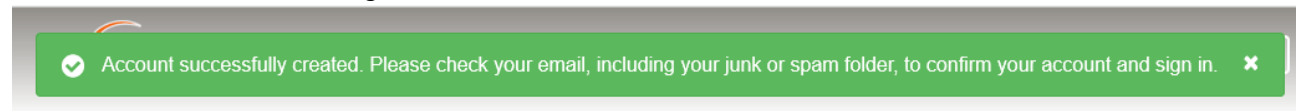
Birthdate = your birthdate in format MM/DD/YYYY

Gender = your gender

Primary Position = Coach


Membership = this should already be populated with U.S. Soccer


- Click on Save
- You should then receive a message:



- Check your email for an email from 'no-reply@safesport.org'. In the email you should see a link for 'Confirm Email Address'. Click on the link.
- You should then be redirected to the SafeSport login screen where you can Sign In with your email/password.
- Once at the SafeSport dashboard click on the Play button to begin the training.

Recent Activities



TRAINED 

SafeSport Trained

Complete	Incomplete
0	1