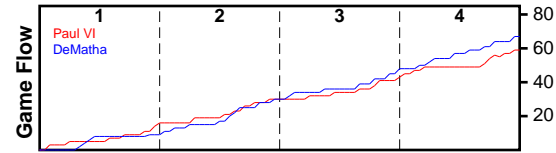


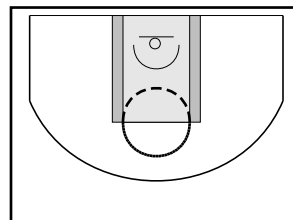
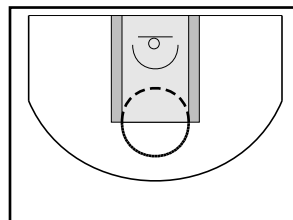
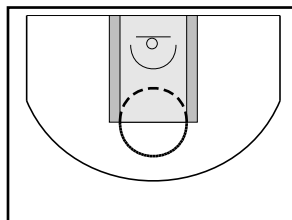
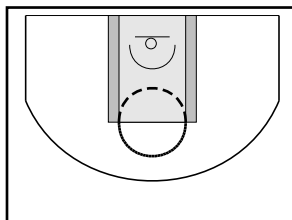
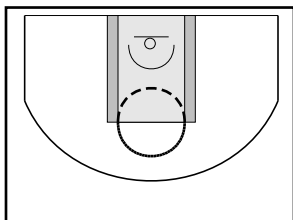
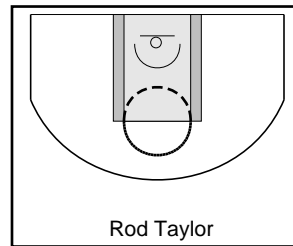
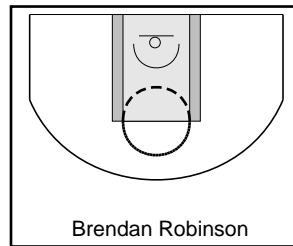
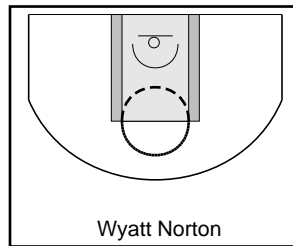
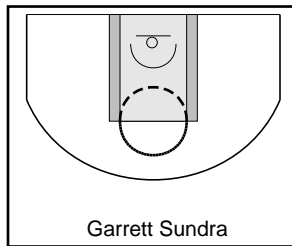
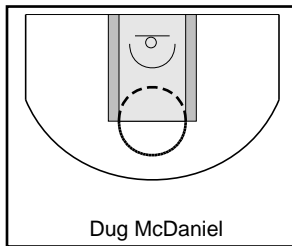
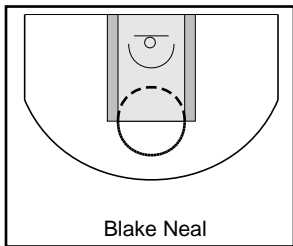
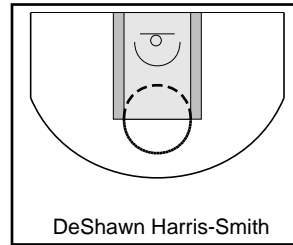
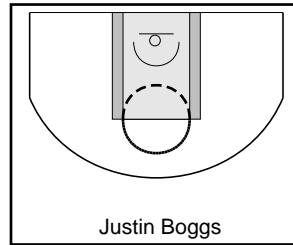
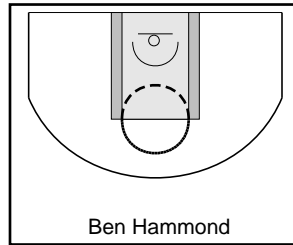
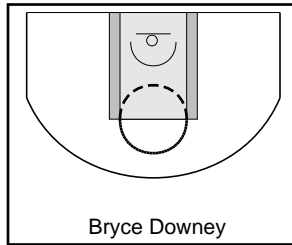
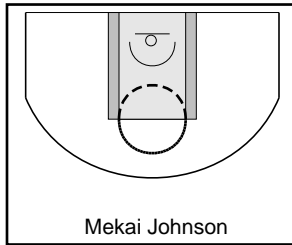
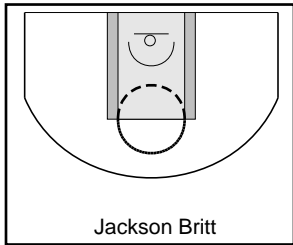
# Paul VI

3/12/22 Paul VI at DeMatha Game 12

	1	2	3	4	T
Paul VI	14	16	13	16	59
DeMatha	9	21	15	22	67



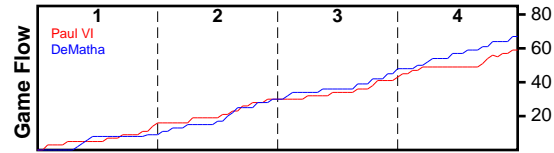
#	Name	G	MIN	PTS	FGM	FGA	FG%	2PM	2PA	2P%	3PM	3PA	3P%	FTM	FTA	FT%	OREB	DREB	REB	AST	STL	DFL	BLK	TO	PF	PM	CHG	A/T	GmSc
0	Jackson Britt	-	-	0	0	0	-	-	-	-	-	-	-	-	-	-	-	-	0	-	-	-	-	-	-	-	-	-	-
1	Mekai Johnson	-	-	0	0	0	-	-	-	-	-	-	-	-	-	-	-	-	0	-	-	-	-	-	-	-	-	-	-
2	Bryce Downey	1	1	0	0	0	-	-	-	-	-	-	-	-	-	-	-	-	0	-	-	-	-	-	-	-	-	-	0.0
3	Ben Hammond	1	31	13	4	7	0.571	4	6	0.667	-	1	0.000	5	5	1.000	-	1	1	3	1	-	-	1	2	-5	1	3.0	11.3
4	Justin Boggs	-	-	0	0	0	-	-	-	-	-	-	-	-	-	-	-	-	0	-	-	-	-	-	-	-	-	-	-
5	DeShawn Harris-Smith	1	32	19	8	15	0.533	7	13	0.538	1	2	0.500	2	4	0.500	4	6	10	5	-	-	-	3	2	-5	-	1.7	15.2
10	Blake Neal	-	-	0	0	0	-	-	-	-	-	-	-	-	-	-	-	-	0	-	-	-	-	-	-	-	-	-	-
11	Dug McDaniel	1	32	13	5	14	0.357	4	11	0.364	1	3	0.333	2	3	0.667	1	4	5	1	-	-	-	3	4	-5	-	0.3	2.8
12	Garrett Sundra	1	16	8	3	6	0.500	3	5	0.600	-	1	0.000	2	2	1.000	1	1	2	-	-	-	2	-	1	-6	-	-	7.0
14	Wyatt Norton	-	-	0	0	0	-	-	-	-	-	-	-	-	-	-	-	-	0	-	-	-	-	-	-	-	-	-	-
15	Brendan Robinson	1	30	6	2	5	0.400	-	1	0.000	2	4	0.500	-	-	-	2	2	4	-	-	-	-	1	1	-9	-	0.0	3.9
20	Rod Taylor	-	-	0	0	0	-	-	-	-	-	-	-	-	-	-	-	-	0	-	-	-	-	-	-	-	-	-	-
21	Caleb Gilliam	-	-	0	0	0	-	-	-	-	-	-	-	-	-	-	-	-	0	-	-	-	-	-	-	-	-	-	-
23	Jaquan Womack	1	8	0	0	2	0.000	-	2	0.000	-	-	-	-	-	-	-	1	1	-	-	-	-	-	4	4	-	-	-2.7
24	Darren Harris	-	-	0	0	0	-	-	-	-	-	-	-	-	-	-	-	-	0	-	-	-	-	-	-	-	-	-	-
25	Christian Gurdak	1	13	0	0	3	0.000	-	3	0.000	-	-	-	-	-	-	2	2	4	-	-	-	-	-	1	1	-	-	-0.5
	TEAM	1	-	0	0	0	-	-	-	-	-	-	-	-	-	-	-	2	2	2	-	-	-	7	-	-	-	0.0	-6.4
	<b>TOTALS</b>	<b>1</b>	<b>32</b>	<b>59</b>	<b>22</b>	<b>52</b>	<b>0.423</b>	<b>18</b>	<b>41</b>	<b>0.439</b>	<b>4</b>	<b>11</b>	<b>0.364</b>	<b>11</b>	<b>14</b>	<b>0.786</b>	<b>10</b>	<b>19</b>	<b>29</b>	<b>9</b>	<b>1</b>	<b>-</b>	<b>2</b>	<b>15</b>	<b>15</b>	<b>-8</b>	<b>1</b>	<b>0.6</b>	<b>30.6</b>



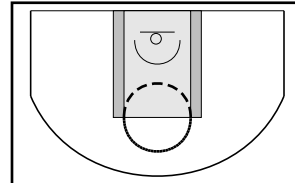
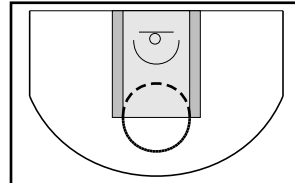
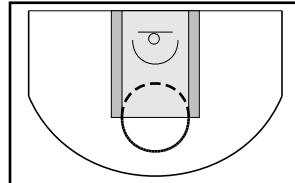
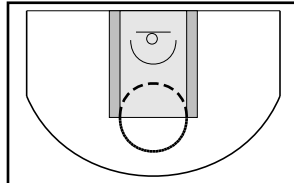
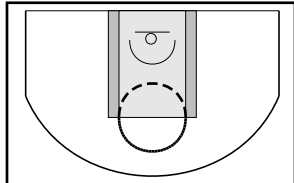
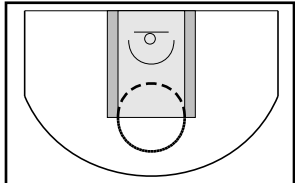
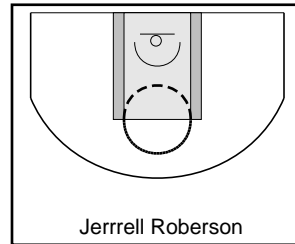
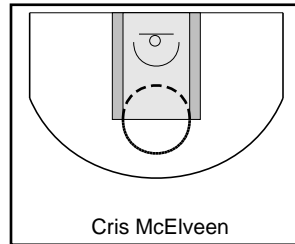
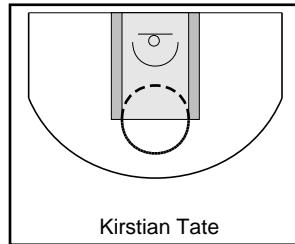
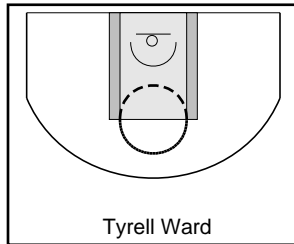
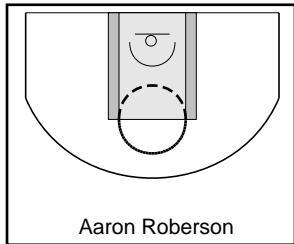
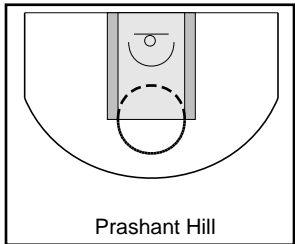
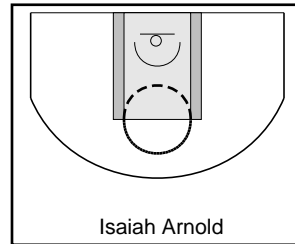
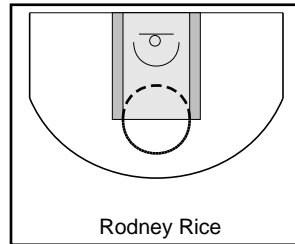
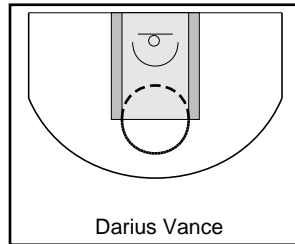
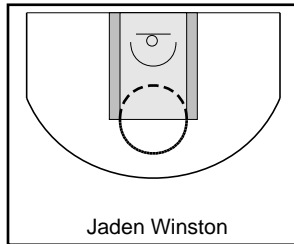
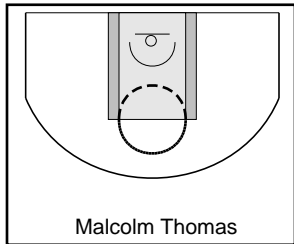
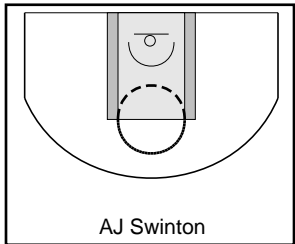
# DeMatha

3/12/22 Paul VI at DeMatha Game 12

	1	2	3	4	T
Paul VI	14	16	13	16	59
DeMatha	9	21	15	22	67



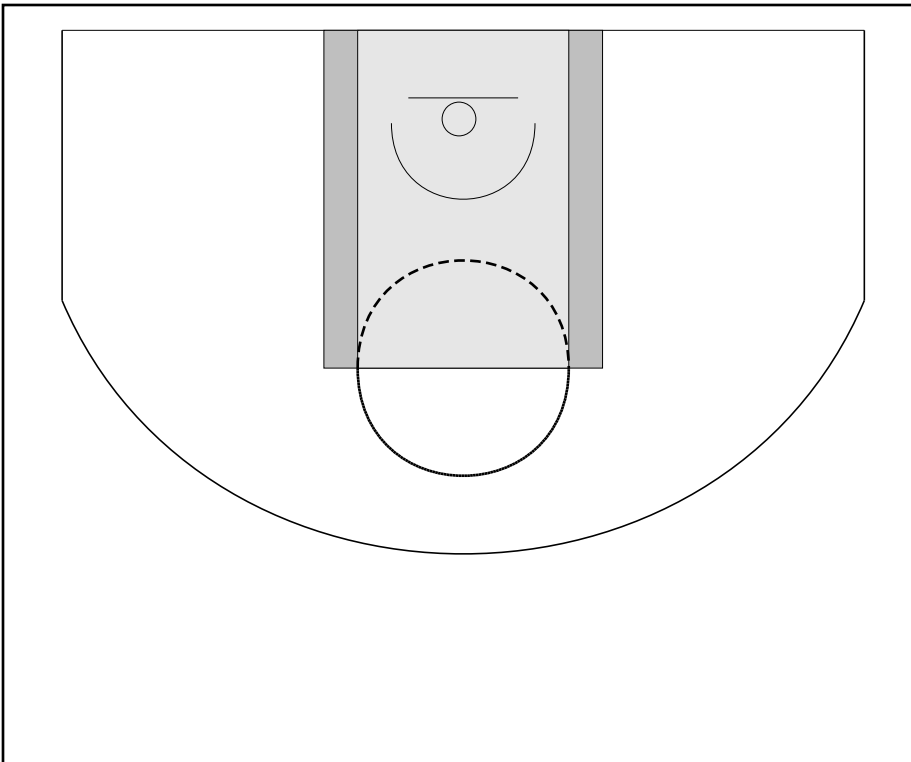
#	Name	G	MIN	PTS	FGM	FGA	FG%	2PM	2PA	2P%	3PM	3PA	3P%	FTM	FTA	FT%	OREB	DREB	REB	AST	STL	DFL	BLK	TO	PF	PM	CHG	A/T	GmSc
0	AJ Swinton	1	16	0	0	3	0.000	-	2	0.000	-	1	0.000	-	-	-	-	-	0	1	-	-	2	-	4	1	-	-	-1.6
1	Malcolm Thomas	1	8	2	1	1	1.000	1	1	1.000	-	-	-	-	-	-	-	-	0	-	-	-	-	-	1	-1	-	-	1.3
2	Jaden Winston	1	17	7	2	2	1.000	1	1	1.000	1	1	1.000	2	4	0.500	-	2	2	3	2	-	-	-	1	1	-	-	9.9
3	Darius Vance	1	1	0	0	0	-	-	-	-	-	-	-	-	-	-	-	-	0	-	-	-	-	-	-	-	-	-	0.0
4	Rodney Rice	1	29	19	7	13	0.538	3	7	0.429	4	6	0.667	1	3	0.333	1	3	4	2	1	-	-	2	1	8	-	1.0	13.5
5	Isaiah Arnold	1	7	3	1	1	1.000	-	-	-	1	1	1.000	-	-	-	-	-	0	1	1	-	-	1	1	-1	-	1.0	3.0
10	Prashant Hill	-	-	0	0	0	-	-	-	-	-	-	-	-	-	-	-	-	0	-	-	-	-	-	-	-	-	-	-
11	Aaron Roberson	-	-	0	0	0	-	-	-	-	-	-	-	-	-	-	-	-	0	-	-	-	-	-	-	-	-	-	-
15	Tyrell Ward	1	25	22	8	14	0.571	7	11	0.636	1	3	0.333	5	7	0.714	1	9	10	1	1	-	-	1	2	8	-	1.0	17.9
20	Kirstian Tate	-	-	0	0	0	-	-	-	-	-	-	-	-	-	-	-	-	0	-	-	-	-	-	-	-	-	-	-
21	Cris McElveen	-	-	0	0	0	-	-	-	-	-	-	-	-	-	-	-	-	0	-	-	-	-	-	-	-	-	-	-
22	Jerrrell Roberson	1	25	12	6	11	0.545	6	10	0.600	-	1	0.000	-	-	-	2	1	3	3	-	-	-	2	-	6	-	1.5	8.5
23	Harold Taylor	-	-	0	0	0	-	-	-	-	-	-	-	-	-	-	-	-	0	-	-	-	-	-	-	-	-	-	-
24	Logan Lewis	1	28	2	0	3	0.000	-	3	0.000	-	-	-	2	2	1.000	3	4	7	3	2	-	-	2	3	5	-	1.5	4.1
32	Adam Fox	-	-	0	0	0	-	-	-	-	-	-	-	-	-	-	-	-	0	-	-	-	-	-	-	-	-	-	-
33	Bryson Hill	1	10	0	0	2	0.000	-	2	0.000	-	-	-	-	-	-	1	1	2	-	-	-	2	-	2	-2	-	0.2	
34	Galen Bourciquot	-	-	0	0	0	-	-	-	-	-	-	-	-	-	-	-	-	0	-	-	-	-	-	-	-	-	-	-
	TEAM	1	-	0	0	0	-	-	-	-	-	-	-	-	-	-	-	3	3	-	-	-	-	2	1	-	-	0.0	-1.5
	<b>TOTALS</b>	<b>1</b>	<b>32</b>	<b>67</b>	<b>25</b>	<b>50</b>	<b>0.500</b>	<b>18</b>	<b>37</b>	<b>0.486</b>	<b>7</b>	<b>13</b>	<b>0.538</b>	<b>10</b>	<b>16</b>	<b>0.625</b>	<b>8</b>	<b>23</b>	<b>31</b>	<b>14</b>	<b>7</b>	<b>-</b>	<b>4</b>	<b>10</b>	<b>16</b>	<b>8</b>	<b>-</b>	<b>1.4</b>	<b>55.3</b>



## Game Summary Comparison

Statistic	Paul VI	DeMatha
Points	59	67
<i>Field Goals</i>	22 / 52	25 / 50
<i>2 Point</i>	18 / 41	18 / 37
<i>3 Point</i>	4 / 11	7 / 13
<i>Free Throws</i>	11 / 14	10 / 16
Assists	9	14
Rebounds	29	31
<i>Offensive</i>	10	8
<i>Defensive</i>	19	23
Blocks	2	4
Steals	1	7
Deflections	-	-
Turnovers	15	10
Charges Taken	1	-
Personal Fouls	15	16
Technical Fouls	-	-

Paul VI



DeMatha



### Paul VI Turnovers

Period	Clock	Player	Turnover Type
1st Period	6:42	#11 Dug McDaniel	Other
1st Period	4:08	Team	Steal
1st Period	4:07	#3 Ben Hammond	Other
2nd Period	4:05	Team	Steal
2nd Period	4:03	#5 DeShawn Harris-Smith	Other
2nd Period	1:15	#15 Brendan Robinson	Other
2nd Period	0:54	#11 Dug McDaniel	Other
2nd Period	0:54	Team	Steal
2nd Period	0:00	Team	Steal
2nd Period	0:00	#5 DeShawn Harris-Smith	Other
3rd Period	6:48	Team	Steal
3rd Period	6:47	#11 Dug McDaniel	Other
4th Period	5:01	Team	Steal
4th Period	4:59	#5 DeShawn Harris-Smith	Other
4th Period	0:08	Team	Steal

### Paul VI Fouls

Period	Clock	Player	Foul
1st Period	2:52	#5 DeShawn Harris-Smith	Holding (Def)
1st Period	2:49	#23 Jaquan Womack	Tripping (Def)
1st Period	0:26	#23 Jaquan Womack	Blocking (Def)
3rd Period	7:34	#25 Christian Gurdak	Tripping (Def)
3rd Period	2:33	#11 Dug McDaniel	Reaching in (Def)
3rd Period	2:25	#3 Ben Hammond	Reaching in (Def)
3rd Period	0:26	#12 Garrett Sundra	Blocking (Def)
4th Period	7:02	#23 Jaquan Womack	Reaching in (Def)
4th Period	5:56	#11 Dug McDaniel	Blocking (Def)
4th Period	5:49	#23 Jaquan Womack	Reaching in (Def)
4th Period	3:20	#15 Brendan Robinson	Reaching in (Def)
4th Period	1:31	#5 DeShawn Harris-Smith	Blocking (Def)
4th Period	0:42	#3 Ben Hammond	Reaching in (Def)
4th Period	0:36	#11 Dug McDaniel	Blocking (Def)
4th Period	0:08	#11 Dug McDaniel	Blocking (Def)

### DeMatha Turnovers

Period	Clock	Player	Turnover Type
1st Period	7:10	#5 Isaiah Arnold	Other
1st Period	7:10	Team	Steal
1st Period	1:54	#4 Rodney Rice	Other
2nd Period	7:55	#15 Tyrell Ward	Other
2nd Period	4:26	#24 Logan Lewis	Other
3rd Period	6:16	#4 Rodney Rice	Other
3rd Period	4:00	#22 Jerrrell Roberson	Other
4th Period	4:56	#22 Jerrrell Roberson	Other
4th Period	0:58	#24 Logan Lewis	Other

### DeMatha Fouls

Period	Clock	Player	Foul
1st Period	7:10	#5 Isaiah Arnold	Blocking (Def)
1st Period	5:56	#24 Logan Lewis	Holding (Def)
1st Period	3:33	#0 AJ Swinton	Blocking (Def)
1st Period	1:10	#0 AJ Swinton	Tripping (Def)
2nd Period	3:35	#33 Bryson Hill	Blocking (Def)
2nd Period	1:37	#24 Logan Lewis	Tripping (Def)
2nd Period	0:41	#15 Tyrell Ward	Tripping (Def)
3rd Period	7:49	#0 AJ Swinton	Blocking (Def)
3rd Period	3:12	#1 Malcolm Thomas	Blocking (Def)
3rd Period	3:12	The team	Charging (Off)
3rd Period	2:07	#0 AJ Swinton	Blocking (Def)
3rd Period	0:21	#2 Jaden Winston	Reaching in (Def)
3rd Period	0:01	#33 Bryson Hill	Blocking (Def)
4th Period	6:56	#4 Rodney Rice	Blocking (Def)
4th Period	5:43	#15 Tyrell Ward	Reaching in (Def)
4th Period	1:40	#24 Logan Lewis	Tripping (Def)