

2014-2015 8 & UNDER MEMBERSHIP REPORT

Maine Amateur Hockey Association



TABLE OF CONTENTS

Background	Page 1
National Analysis	Page 2
Maine Analysis	Pages 3-4
2 and 2 Challenge	Pages 5-6
Maine's 2014-15 Association Performance	Page 7
Local Association Analysis	Pages 8-13
Program Services Contact for Affiliate	Mike Lukken (719) 538-1115/ mikel@usahockey.org





This report focuses on the foundation of USA Hockey’s player base – the 8 & under age category. It examines the entry-level age group both at the National and Affiliate level for the past five seasons, as well as the past three seasons at the association level. The objective is to help all levels of USA Hockey’s structure understand their past performance and create achievable growth goals for the 2015-16 season.

Recently, concentrated growth efforts in the 8 & under age category have produced positive results:

- 8 & under participation saw an increase for the second year in a row and four out of the last five seasons
- During the 2014-15 season there were 105,925 players; the 2nd highest total in USA Hockey history

To continue increasing participation, USA Hockey’s efforts remain focused on these key initiatives:

- Attracting new players each season
- Retaining players from one season to the next

By increasing the number of players at the 8 & under age level, associations are positively impacting growth at the older age levels. The table below demonstrates that recent growth at the 8 & under age level is improving the larger 9 to 14 age groups, thus supplementing long-term growth.

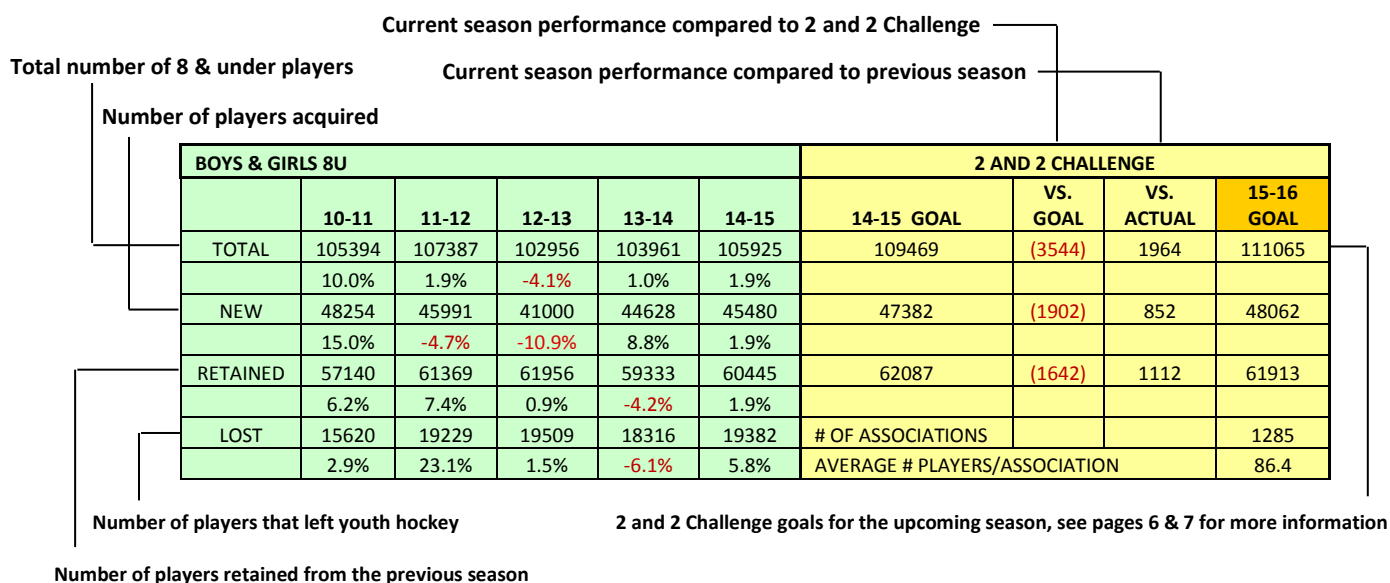
TOTAL BOYS & GIRLS HOCKEY PARTICIPATION: AGES 9 THROUGH 14

	2010-11	2011-12	2012-13	2013-14	2014-15
Participants	171,826	174,884	175,867	177,906	181,107
% increase	1.7%	1.8%	0.6%	1.2%	1.8%

Putting growth initiatives into action requires a coordinated effort between USA Hockey national staff and local youth hockey volunteers. In an effort to work more closely with local associations, USA Hockey has instituted the 2 and 2 Challenge. The 2 and 2 Challenge, further explained on page 5, is a comprehensive program that utilizes existing national growth programs, resources, and tools to help youth hockey leaders grow participation with their local associations. To achieve these growth goals, the 2 and 2 Challenge asks participating associations to add two new players and retain two additional players than the previous season’s total.

Combining established growth initiatives with USA Hockey’s American Development Model will ensure greater skill development and increased participation.

HOW TO READ THE DATA CHARTS IN THIS REPORT





2014-15 KEY TAKEAWAYS—NATIONAL

Total

- In 2014-15, the total number of players ages 8 & under increased by 1,964 (1.9%) to 105,925.
- With this increase, the 2014-15 season represents the 2nd largest total of players at the 8 & under level in USA Hockey history.

Acquisition

- New players increased from 44,628 to 45,480 in 2014-15, an addition of 852 (1.9%).
- This is the second consecutive season of growth in new players.

Retention

- Retained players increased by 1,112 (1.9%) to a total of 60,445.

NATIONAL BOYS AND GIRLS 8U

	10-11	11-12	12-13	13-14	14-15
TOTAL	105394	107387	102956	103961	105925
%	10.0%	1.9%	-4.1%	1.0%	1.9%
NEW	48254	45991	41000	44628	45480
%	15.0%	-4.7%	-10.9%	8.8%	1.9%
RETAINED	57140	61396	61956	59333	60445
%	6.2%	7.4%	0.9%	-4.2%	1.9%
LOST	15620	19229	19509	18316	19382
%	2.9%	23.1%	1.5%	-6.1%	5.8%

NATIONAL BOYS 8U

	10-11	11-12	12-13	13-14	14-15
TOTAL	89907	91199	87805	88168	89386
%	9.7%	1.4%	-3.7%	0.4%	1.4%
NEW	40058	37875	33917	36744	37184
%	15.0%	-5.4%	-10.5%	8.3%	1.2%
RETAINED	49849	53324	53888	51424	52202
%	5.7%	7.0%	1.1%	-4.6%	1.5%
LOST	12350	15149	15308	14559	15304
%	3.5%	22.7%	1.0%	-4.9%	5.1%

NATIONAL GIRLS 8U

	10-11	11-12	12-13	13-14	14-15
TOTAL	15487	16188	15152	15794	16539
%	-1.9%	4.5%	-6.4%	4.2%	4.7%
NEW	8197	8116	7085	7887	8299
%	3.9%	-1.0%	-12.7%	11.3%	5.2%
RETAINED	7290	8072	8067	7907	8240
%	-7.8%	10.7%	-0.1%	-2.0%	4.2%
LOST	3272	4081	4201	3759	4082
%	-13.0%	24.7%	2.9%	-10.5%	8.6%



2014-15 KEY TAKEAWAYS—MAINE

Total

- The total number of players ages 8 & under in Maine increased by 62 (4.0%) to 1,593.

Acquisition

- New players increased by 107 (17.2%) to 729.
- This is the second consecutive season Maine has seen growth in new players.

Retention

- Retained players decreased by 45 (-5.0%) from 2013-14 to 864.

MAINE BOYS AND GIRLS 8U

	10-11	11-12	12-13	13-14	14-15
TOTAL	1817	1828	1600	1531	1593
%	10.5%	0.6%	-12.5%	-4.3%	4.0%
NEW	868	745	585	622	729
%	24.9%	-14.2%	-21.5%	6.3%	17.2%
RETAINED	949	1083	1015	909	864
%	0.0%	14.1%	-6.3%	-10.4%	-5.0%
LOST	341	427	449	350	335
%	22.2%	25.2%	5.2%	-22.0%	-4.3%

MAINE BOYS 8U

	10-11	11-12	12-13	13-14	14-15
TOTAL	1500	1511	1310	1258	1299
%	9.7%	0.7%	-13.3%	-4.0%	3.3%
NEW	692	590	446	488	564
%	23.4%	-14.7%	-24.4%	9.4%	15.6%
RETAINED	808	921	864	770	735
%	0.2%	14.0%	-6.2%	-10.9%	-4.5%
LOST	257	335	347	249	247
%	29.1%	30.4%	3.6%	-28.2%	-0.8%

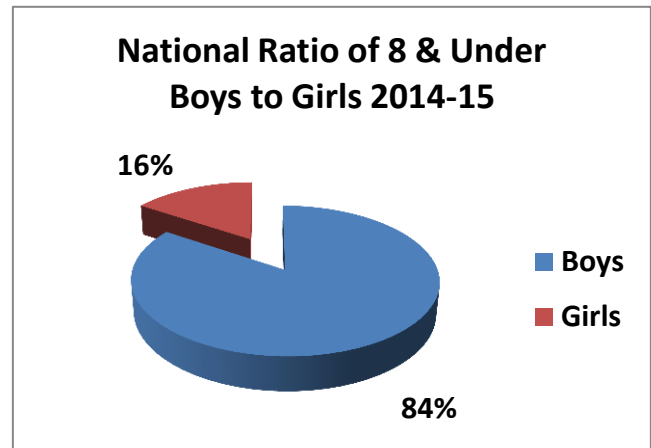
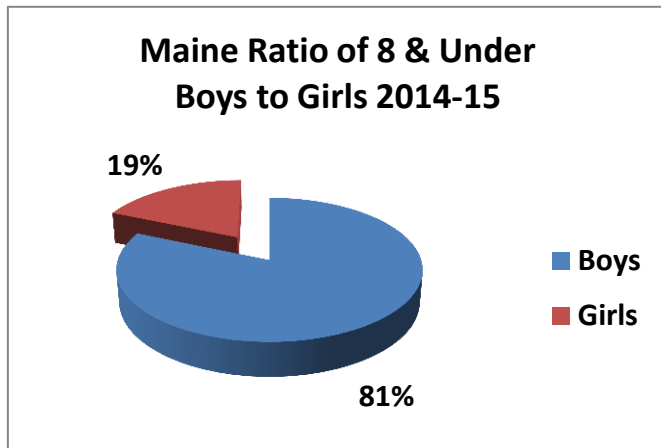
MAINE GIRLS 8U

	10-11	11-12	12-13	13-14	14-15
TOTAL	317	317	290	273	294
%	14.4%	0.0%	-8.5%	-5.9%	7.7%
NEW	176	155	139	134	165
%	31.3%	-11.9%	-10.3%	-3.6%	23.1%
RETAINED	141	162	151	139	129
%	-1.4%	14.9%	-6.8%	-7.9%	-7.2%
LOST	84	92	102	101	88
%	5.0%	9.5%	10.9%	-1.0%	-12.9%

RATIO OF BOYS TO GIRLS—8 & UNDERS

Maine: Boys represented 81% of all 8 & under youth hockey participants, while girls represented 19%.

National: Boys represented 84% of all 8 & under youth hockey participants, while girls represented 16%.



RETENTION INCREASES WITH AGE

Youth hockey retention increases with both age and seasons accrued. While retention rates increase from 10 & under on up, the overall growth of hockey relies on acquiring more 8 & under players.

Maine's retention results for 2014-15 by age segment:

- 41.0% of all 4 Year Olds returned as 5 Year Olds
- 53.4% of all 5 Year Olds returned as 6 Year Olds
- 72.4% of all 6 Year Olds returned as 7 Year Olds
- 77.7% of all 7 Year Olds returned as 8 Year Olds

- 89.5% of all 10 & under returned in 2014-15
- 92.1% of all 12 & under returned in 2014-15
- 95.6% of all 14 & under returned in 2014-15

National Average 37.4%
 National Average 55.2%
 National Average 70.1%
 National Average 77.2%

National Average 86.0%
 National Average 91.6%
 National Average 94.5%



2 AND 2 CHALLENGE

The 2 and 2 Challenge is a comprehensive growth program for local associations. It is a blueprint that guides youth hockey leadership through national programs and tools to reach their growth goals of acquiring two new players and retaining two additional players than the previous season’s total.

To complete the 2 and 2 Challenge, associations utilize three programs that drive growth – **Retention**, **Acquisition** & **Conversion**.

RETENTION—*Welcome Back Week* September 14th - 20th

Reaching out with a personal invitation to return to youth hockey is crucial. For this program, associations coordinate phone calls inviting families back to youth hockey.



ACQUISITION—*Try Hockey For Free Days* November 7th & February 20th

Try Hockey events provide associations the opportunity to attract new families to the rink. Last season over 25,000 kids were introduced to youth hockey through this program.



CONVERSION—*Transition Program*

Children that sample youth hockey don’t always become new hockey players. A low-cost, low-commitment program to easily transition families from trying hockey to participating in youth hockey programs will significantly increase the likelihood of adding more players. Examples of how this can be achieved is offering a Learn-to-Play program or mixing prospective players into existing beginner programs.



By taking advantage of these national programs, participating associations will be nationally recognized as achieving the 2 and 2 Challenge and be rewarded for their efforts.

To learn more and to accept the 2 and 2 Challenge, visit www.2and2Challenge.com or call (719) 538-1124.





2 AND 2 CHALLENGE GOALS

ASSOCIATION

The 2 and 2 Challenge goals for every association are to add two new players and retain two additional players than the previous season's 8 & under player total.

Below is an example of an association that achieved their 2 and 2 Challenge goals from this past season and their new goals for 2015-16:

Previous three seasons results				2 and 2 Challenge results and goals			
BOYS & GIRLS_8 & UNDER				2 AND 2 CHALLENGE			
	12-13	13-14	14-15	14-15 GOAL	VS. GOAL	VS. ACTUAL	15-16 GOAL
TOTAL	71	64	79	68	11	15	83
NEW	37	32	42	34	8	10	44
RETAINED	34	32	37	34	3	5	39
LOST	23	25	15				

If the 2 and 2 Challenge goals are achieved again in 2015-16, this program will enjoy a 5.1% increase.

- **TOTAL:** 44 new + 39 retained = 83 total players
- **NEW:** 42 + 2 = 44 new players
- **RETAINED:** 37 + 2 = 39 retained players

MAINE

MAINE	2014-15 GOAL	2014-15 ACTUAL	2015-16 GOAL
TOTAL	1595	1593	1657
NEW	654	729	761
RETAINED	941	864	896

Based on 16 associations that registered 5 players or more, the 2015-16 goals are:

- **TOTAL:** 1,593 + 64 = **1,657 (4.0%)**
- **NEW:** 729 + 32 = **761 (4.4%)**
- **RETAINED:** 864 + 32 = **896 (3.7%)**

NATIONAL

NATIONAL	2014-15 GOAL	2014-15 ACTUAL	2015-16 GOAL
TOTAL	109,469	105,925	111,065
NEW	47,382	45,480	48,050
RETAINED	62,087	60,445	63,015

Based on 1,285 associations that registered 5 players or more, the 2015-16 goals are:

- **TOTAL:** 105,925 + 5,140 = **111,065 (4.9%)**
- **NEW:** 45,480 + 2,570 = **48,050 (5.7%)**
- **RETAINED:** 60,445 + 2,570 = **63,015 (4.3%)**



ASSOCIATIONS ACCOMPLISHING THEIR 2 AND 2 CHALLENGE GOALS

While several associations experienced growth, only Central Maine Youth Hockey Association and Gardiner Youth Hockey Association successfully met their 2 and 2 Challenge goals of growing by two for both new and retained players.

MAINE'S 2014-15 ASSOCIATION PERFORMANCE

<u>Association</u>	<u>Net Growth</u>
1. Maine Gladiators	+65
2. Maranacook Area Youth Hockey Association	+20
3. Aroostook Amateur Hockey	+13
4. Brewer Youth Hockey	+13
5. Central Maine Youth Hockey Association	+11
6. Gardiner Youth Hockey Association	+9
7. Portland Jr Pirates	0
8. Mid Coast Youth Hockey	-3
9. Biddeford Youth Hockey	-6
10. Huskies Youth Hockey Association	-6
11. Southern Aroostook Minor Hockey Assn	-7
12. Western Maine Youth Hockey	-7
13. Casco Bay Hockey Association	-9
14. Kennebec Valley Youth Hockey	-9
15. Maine Coast Skaters Association	-11
16. Penobscot Valley Hockey Conference	-21



MEH0002 AROOSTOOK AMATEUR HOCKEY

BOYS & GIRLS_8 & UNDER				2 AND 2 CHALLENGE			
	12-13	13-14	14-15	14-15 GOAL	VS. GOAL	VS. ACTUAL	15-16 GOAL
TOTAL	51	38	51	42	9	13	55
NEW	20	14	27	16	11	13	29
RETAINED	31	24	24	26	(2)	0	26
LOST	10	19	6				

BOYS_8 & UNDER				GIRLS_8 & UNDER			
	12-13	13-14	14-15		12-13	13-14	14-15
TOTAL	44	30	41	TOTAL	7	8	10
NEW	19	9	22	NEW	1	5	5
RETAINED	25	21	19	RETAINED	6	3	5
LOST	8	17	3	LOST	2	2	3
RATIO BOYS TO GIRLS			80.4%				19.6%

MEH0114 BIDDEFORD YOUTH HOCKEY

BOYS & GIRLS_8 & UNDER				2 AND 2 CHALLENGE			
	12-13	13-14	14-15	14-15 GOAL	VS. GOAL	VS. ACTUAL	15-16 GOAL
TOTAL	91	74	68	78	(10)	(6)	72
NEW	36	27	36	29	7	9	38
RETAINED	55	47	32	49	(17)	(15)	34
LOST	23	26	20				

BOYS_8 & UNDER				GIRLS_8 & UNDER			
	12-13	13-14	14-15		12-13	13-14	14-15
TOTAL	81	64	56	TOTAL	10	10	12
NEW	30	24	30	NEW	6	3	6
RETAINED	51	40	26	RETAINED	4	7	6
LOST	18	23	17	LOST	5	3	3
RATIO BOYS TO GIRLS			82.4%				17.6%

MEH0025 BREWER YOUTH HOCKEY

BOYS & GIRLS_8 & UNDER				2 AND 2 CHALLENGE			
	12-13	13-14	14-15	14-15 GOAL	VS. GOAL	VS. ACTUAL	15-16 GOAL
TOTAL	80	91	104	95	9	13	108
NEW	33	50	69	52	17	19	71
RETAINED	47	41	35	43	(8)	(6)	37
LOST	46	26	42				

BOYS_8 & UNDER				GIRLS_8 & UNDER			
	12-13	13-14	14-15		12-13	13-14	14-15
TOTAL	66	76	80	TOTAL	14	15	24
NEW	25	41	50	NEW	8	9	19
RETAINED	41	35	30	RETAINED	6	6	5
LOST	34	21	36	LOST	12	5	6
RATIO BOYS TO GIRLS			76.9%				23.1%



MEH0133 CASCO BAY HOCKEY ASSOCIATION

BOYS & GIRLS_8 & UNDER				2 AND 2 CHALLENGE			
	12-13	13-14	14-15	14-15 GOAL	VS. GOAL	VS. ACTUAL	15-16 GOAL
TOTAL	239	211	202	215	(13)	(9)	206
NEW	97	89	81	91	(10)	(8)	83
RETAINED	142	122	121	124	(3)	(1)	123
LOST	36	39	32				

BOYS_8 & UNDER				GIRLS_8 & UNDER			
	12-13	13-14	14-15		12-13	13-14	14-15
TOTAL	197	173	163	TOTAL	42	38	39
NEW	79	69	63	NEW	18	20	18
RETAINED	118	104	100	RETAINED	24	18	21
LOST	24	27	22	LOST	12	12	10
RATIO BOYS TO GIRLS			80.7%				19.3%

MEH0129 CENTRAL MAINE YOUTH HOCKEY ASSOCIATION

BOYS & GIRLS_8 & UNDER				2 AND 2 CHALLENGE			
	12-13	13-14	14-15	14-15 GOAL	VS. GOAL	VS. ACTUAL	15-16 GOAL
TOTAL	84	87	98	91	7	11	102
NEW	34	43	47	45	2	4	49
RETAINED	50	44	51	46	5	7	53
LOST	16	22	16				

BOYS_8 & UNDER				GIRLS_8 & UNDER			
	12-13	13-14	14-15		12-13	13-14	14-15
TOTAL	73	72	81	TOTAL	11	15	17
NEW	27	34	39	NEW	7	9	8
RETAINED	46	38	42	RETAINED	4	6	9
LOST	15	17	13	LOST	1	5	3
RATIO BOYS TO GIRLS			82.7%				17.3%

MEH0102 GARDINER YOUTH HOCKEY ASSOCIATION

BOYS & GIRLS_8 & UNDER				2 AND 2 CHALLENGE			
	12-13	13-14	14-15	14-15 GOAL	VS. GOAL	VS. ACTUAL	15-16 GOAL
TOTAL	21	11	20	15	5	9	24
NEW	9	7	14	9	5	7	16
RETAINED	12	4	6	6	0	2	8
LOST	17	12	3				

BOYS_8 & UNDER				GIRLS_8 & UNDER			
	12-13	13-14	14-15		12-13	13-14	14-15
TOTAL	15	10	15	TOTAL	6	1	5
NEW	6	6	10	NEW	3	1	4
RETAINED	9	4	5	RETAINED	3	0	1
LOST	13	6	3	LOST	4	6	0
RATIO BOYS TO GIRLS			75.0%				25.0%



MEH0105 HUSKIES YOUTH HOCKEY ASSOCIATION

BOYS & GIRLS_8 & UNDER				2 AND 2 CHALLENGE			
	12-13	13-14	14-15	14-15 GOAL	VS. GOAL	VS. ACTUAL	15-16 GOAL
TOTAL	84	37	31	41	(10)	(6)	35
NEW	33	3	14	5	9	11	16
RETAINED	51	34	17	36	(19)	(17)	19
LOST	15	25	3				

BOYS_8 & UNDER				GIRLS_8 & UNDER			
	12-13	13-14	14-15		12-13	13-14	14-15
TOTAL	69	31	31	TOTAL	15	6	0
NEW	23	2	14	NEW	10	1	0
RETAINED	46	29	17	RETAINED	5	5	0
LOST	14	19	3	LOST	1	6	0
RATIO BOYS TO GIRLS			100.0%				0.0%

MEH0131 KENNEBEC VALLEY YOUTH HOCKEY

BOYS & GIRLS_8 & UNDER				2 AND 2 CHALLENGE			
	12-13	13-14	14-15	14-15 GOAL	VS. GOAL	VS. ACTUAL	15-16 GOAL
TOTAL	78	65	56	69	(13)	(9)	60
NEW	66	28	21	30	(9)	(7)	23
RETAINED	12	37	35	39	(4)	(2)	37
LOST	1	14	12				

BOYS_8 & UNDER				GIRLS_8 & UNDER			
	12-13	13-14	14-15		12-13	13-14	14-15
TOTAL	70	55	50	TOTAL	8	10	6
NEW	58	21	19	NEW	8	7	2
RETAINED	12	34	31	RETAINED	0	3	4
LOST	1	11	10	LOST	0	3	2
RATIO BOYS TO GIRLS			89.3%				10.7%

MEH0163 MAINE COAST SKATERS ASSOCIATION

BOYS & GIRLS_8 & UNDER				2 AND 2 CHALLENGE			
	12-13	13-14	14-15	14-15 GOAL	VS. GOAL	VS. ACTUAL	15-16 GOAL
TOTAL	67	74	63	78	(15)	(11)	67
NEW	32	31	20	33	(13)	(11)	22
RETAINED	35	43	43	45	(2)	0	45
LOST	17	9	24				

BOYS_8 & UNDER				GIRLS_8 & UNDER			
	12-13	13-14	14-15		12-13	13-14	14-15
TOTAL	51	58	48	TOTAL	16	16	15
NEW	23	24	17	NEW	9	7	3
RETAINED	28	34	31	RETAINED	7	9	12
LOST	7	7	20	LOST	10	2	4
RATIO BOYS TO GIRLS			76.2%				23.8%



MEH0036 MAINE GLADIATORS

BOYS & GIRLS_8 & UNDER				2 AND 2 CHALLENGE			
	12-13	13-14	14-15	14-15 GOAL	VS. GOAL	VS. ACTUAL	15-16 GOAL
TOTAL	187	177	242	181	61	65	246
NEW	56	49	125	51	74	76	127
RETAINED	131	128	117	130	(13)	(11)	119
LOST	108	40	27				

BOYS_8 & UNDER				GIRLS_8 & UNDER			
	12-13	13-14	14-15		12-13	13-14	14-15
TOTAL	157	153	201	TOTAL	30	24	41
NEW	45	42	97	NEW	11	7	28
RETAINED	112	111	104	RETAINED	19	17	13
LOST	81	32	23	LOST	27	8	4
RATIO BOYS TO GIRLS			83.1%				16.9%

MEH0001 MARANACOOK AREA YOUTH HOCKEY ASSOCIATION

BOYS & GIRLS_8 & UNDER				2 AND 2 CHALLENGE			
	12-13	13-14	14-15	14-15 GOAL	VS. GOAL	VS. ACTUAL	15-16 GOAL
TOTAL	49	29	49	33	16	20	53
NEW	22	10	34	12	22	24	36
RETAINED	27	19	15	21	(6)	(4)	17
LOST	12	16	8				

BOYS_8 & UNDER				GIRLS_8 & UNDER			
	12-13	13-14	14-15		12-13	13-14	14-15
TOTAL	39	24	38	TOTAL	10	5	11
NEW	17	8	27	NEW	5	2	7
RETAINED	22	16	11	RETAINED	5	3	4
LOST	9	10	6	LOST	3	6	2
RATIO BOYS TO GIRLS			77.6%				22.4%

MEH0115 MID COAST YOUTH HOCKEY

BOYS & GIRLS_8 & UNDER				2 AND 2 CHALLENGE			
	12-13	13-14	14-15	14-15 GOAL	VS. GOAL	VS. ACTUAL	15-16 GOAL
TOTAL	152	133	130	137	(7)	(3)	134
NEW	60	46	67	48	19	21	69
RETAINED	92	87	63	89	(26)	(24)	65
LOST	24	42	33				

BOYS_8 & UNDER				GIRLS_8 & UNDER			
	12-13	13-14	14-15		12-13	13-14	14-15
TOTAL	119	109	106	TOTAL	33	24	24
NEW	43	38	56	NEW	17	8	11
RETAINED	76	71	50	RETAINED	16	16	13
LOST	19	27	27	LOST	5	15	6
RATIO BOYS TO GIRLS			81.5%				18.5%



MEH0116 PENOBSCOT VALLEY HOCKEY CONFERENCE

BOYS & GIRLS_8 & UNDER				2 AND 2 CHALLENGE			
	12-13	13-14	14-15	14-15 GOAL	VS. GOAL	VS. ACTUAL	15-16 GOAL
TOTAL	140	163	142	167	(25)	(21)	146
NEW	64	71	55	73	(18)	(16)	57
RETAINED	76	92	87	94	(7)	(5)	89
LOST	55	60	40				

BOYS_8 & UNDER				GIRLS_8 & UNDER			
	12-13	13-14	14-15		12-13	13-14	14-15
TOTAL	108	145	123	TOTAL	32	18	19
NEW	43	64	42	NEW	21	7	13
RETAINED	65	81	81	RETAINED	11	11	6
LOST	46	36	33	LOST	9	24	7
RATIO BOYS TO GIRLS			86.6%				13.4%

MEH0190 PORTLAND JR PIRATES

BOYS & GIRLS_8 & UNDER				2 AND 2 CHALLENGE			
	12-13	13-14	14-15	14-15 GOAL	VS. GOAL	VS. ACTUAL	15-16 GOAL
TOTAL	43	80	80	84	(4)	0	84
NEW	32	57	44	59	(15)	(13)	46
RETAINED	11	23	36	25	11	13	38
LOST	19	5	17				

BOYS_8 & UNDER				GIRLS_8 & UNDER			
	12-13	13-14	14-15		12-13	13-14	14-15
TOTAL	36	71	73	TOTAL	7	9	7
NEW	25	53	40	NEW	7	4	4
RETAINED	11	18	33	RETAINED	0	5	3
LOST	17	4	14	LOST	2	1	3
RATIO BOYS TO GIRLS			91.3%				8.8%

MEH0139 SOUTHERN AROOSTOOK MINOR HOCKEY ASSN

BOYS & GIRLS_8 & UNDER				2 AND 2 CHALLENGE			
	12-13	13-14	14-15	14-15 GOAL	VS. GOAL	VS. ACTUAL	15-16 GOAL
TOTAL	33	56	49	60	(11)	(7)	53
NEW	18	40	27	42	(15)	(13)	29
RETAINED	15	16	22	18	4	6	24
LOST	8	12	30				

BOYS_8 & UNDER				GIRLS_8 & UNDER			
	12-13	13-14	14-15		12-13	13-14	14-15
TOTAL	25	35	39	TOTAL	8	21	10
NEW	14	22	19	NEW	4	18	8
RETAINED	11	13	20	RETAINED	4	3	2
LOST	7	8	14	LOST	1	4	16
RATIO BOYS TO GIRLS			79.6%				20.4%



MEH0117 WESTERN MAINE YOUTH HOCKEY

BOYS & GIRLS_8 & UNDER				2 AND 2 CHALLENGE			
	12-13	13-14	14-15	14-15 GOAL	VS. GOAL	VS. ACTUAL	15-16 GOAL
TOTAL	49	32	25	36	(11)	(7)	29
NEW	23	7	8	9	(1)	1	10
RETAINED	26	25	17	27	(10)	(8)	19
LOST	7	10	7				

BOYS_8 & UNDER				GIRLS_8 & UNDER			
	12-13	13-14	14-15		12-13	13-14	14-15
TOTAL	43	28	24	TOTAL	6	4	1
NEW	22	7	7	NEW	1	0	1
RETAINED	21	21	17	RETAINED	5	4	0
LOST	5	10	6	LOST	2	0	1
RATIO BOYS TO GIRLS			96.0%				4.0%