



NHARA Northern Div U14-Women
Slalom (U14 / Women)
Official ranking

JURY - TECHNICAL EVENT

TECHNICAL DELEGATE Howard Matt (E)
 REFEREE Anser Jesse (E)
 CHIEF OF RACE Gannon Andrew (E)

WEATHER

CONDITIONS Sunny
 SNOW Packed Powder
 AIR TEMPERATURE START : -4.0 °C
 FINISH : -4.0 °C

Run 1

COURSESETTER Roberts Stephen (E)
 FORERUNNERS - A - Schemmel Brooke (E)
 - B - Keefer Liam (E)
 - C - Ricotta Kate (E)

Run 2


Edry David (E)
 - A - Schemmel Brooke (E)
 - B - Keefer Liam (E)
 - C - Ricotta Kate (E)
 - D - Stanney Lydia (E)

COURSE Sel's Choice/World Cup T-Bar
 START 711 m
 FINISH 606 m
 DROP 105 m
 HOMOLOGATION 12453/10/17
 GATES 42
 DIRECTIONS 41
 STARTING TIME 9:15

Sel's Choice/World Cup T-Bar
 711 m
 606 m
 105 m
 12453/10/17
 41
 40
 11:15

CATEGORY : U14 LIST n°1421

Rank	Bib	USA ID	Name	Year	Club	Run 1	Run 2	Time	Gap
1	18	E6575302	Watts Katherine	2007	BBTS	36.84	36.73	1:13.57	
2	28	E6619443	Wieser Aura-liesl	2007	FSC	36.64	37.23	1:13.87	0.30
3	8	E6714736	Corey Hadassah	2008	LRT	38.55	38.12	1:16.67	3.10
4	33	E6497085	Whittaker Amelie	2007	FSC	38.29	38.66	1:16.95	3.38
5	21	E6567611	Fisher-Smith Georgea	2008	BBTS	38.53	39.27	1:17.80	4.23
6	25	E6686071	Tonello Sophie	2007	BBTS	39.06	38.91	1:17.97	4.40
7	7	E6625112	Santos Anna	2007	LRT	39.15	39.09	1:18.24	4.67
8	13	E6865596	Afzelius Ellen	2008	LRT	39.35	39.57	1:18.92	5.35
9	27	E6783632	Stuart Elizabeth	2008	BBTS	39.35	40.03	1:19.38	5.81
10	4	E6614862	Greenberg Johnny	2007	LRT	39.86	39.58	1:19.44	5.87
11	24	E6503788	Osterlind Taylor	2008	BBTS	40.57	40.06	1:20.63	7.06
12	36	E6563727	Parisien Madeleine	2007	FSC	40.38	40.46	1:20.84	7.27
13	3	E6768899	Culgin Mackenzie	2008	LRT	40.30	41.09	1:21.39	7.82
14	35	E6877607	Protopapas Anna Sofia	2007	FSC	40.27	41.31	1:21.58	8.01
15	42	E6627965	O'Neill Gracelyn	2008	FSC	41.12	41.72	1:22.84	9.27
16	23	E6991685	Johnston Blakeny	2008	BBTS	42.80	41.65	1:24.45	10.88
17	10	E6620614	Gaebel Jordan	2007	LRT	42.22	42.61	1:24.83	11.26
18	26	E6783386	Piche Hannah	2008	BBTS	42.25	42.84	1:25.09	11.52
19	29	E6625700	Williams Ainslie	2008	FSC	41.73	43.46	1:25.19	11.62
20	40	E6625057	Libby Tess	2007	FSC	42.52	42.88	1:25.40	11.83





NHARA Northern Div U14-Women
Slalom (U14 / Women)
Official ranking

Rank	Bib	USA ID	Name	Year	Club	Run 1	Run 2	Time	Gap
21	11	E6896863	Brinzey Maggie	2007	LRT	43.09	42.44	1:25.53	11.96
22	44	E6616786	McPhaul Ella	2007	FSC	42.48	43.20	1:25.68	12.11
23	38	E6519611	Perkins Abigail	2008	FSC	42.93	43.36	1:26.29	12.72
24	19	E6687488	Senunas Sofia	2007	BBTS	42.99	43.53	1:26.52	12.95
25	20	E6457965	Fine Evelyn	2007	BBTS	43.38	44.61	1:27.99	14.42
26	39	E6628300	Crowley Phoebe	2008	FSC	43.85	44.80	1:28.65	15.08
27	16	E6947187	Audette Isabella	2008	LRT	43.78	45.85	1:29.63	16.06
28	2	E6739165	Perham Kaleah	2007	LRT	44.89	45.45	1:30.34	16.77
29	41	E6718781	Anderson Hanna	2007	FSC	45.29	45.10	1:30.39	16.82
30	32	E6893833	Rutherford Peyton	2007	FSC	44.67	46.06	1:30.73	17.16
31	30	E6795254	Tapply Grace	2008	FSC	45.70	45.88	1:31.58	18.01
32	14	E6877864	Lief Sienna	2008	LRT	46.69	45.91	1:32.60	19.03
33	1	E6977129	Su Chloe	2008	LRT	48.00	48.02	1:36.02	22.45
34	6	E6869789	Wiernusz Evelyn	2008	LRT	48.35	47.73	1:36.08	22.51
35	5	E6896997	Arbet-Engels Alyssia	2008	LRT	50.03	48.86	1:38.89	25.32
36	43	E6797713	Boden Alexa	2008	FSC	40.51	59.49	1:40.00	26.43
37	9	E6956432	Donegan Ellie	2008	LRT	51.44	51.18	1:42.62	29.05
38	22	E6861104	Higgins Alexis	2008	BBTS	53.78	53.78	1:47.56	33.99
39	12	E6801611	Nestor Olivia	2007	LRT	46.71	1:00.98	1:47.69	34.12
40	17	E6718774	Sakharuk Anna	2008	LRT	53.66	54.99	1:48.65	35.08
41	15	E6768626	Zacharia Maria	2007	LRT	59.12	1:01.87	2:00.99	47.42

Did Not Finish - Run 1 (1)


37	E6647118	Worster Elisabeth	2007	FSC	DNF	DSQ		
----	----------	-------------------	------	-----	-----	-----	--	--

Did Not Finish - Run 2 (2)

31	E6610086	Lavallee Emma	2007	FSC	38.43	DNF		
45	E6622443	Price Makenna	2007	FSC	59.57	DNF		

Disqualified - Run 2 (2)

34	X6963068	Ciuccarelli Viola	2008	FSC	44.71	DSQ	Gate Judge, Rule: 629.3	Gate 8
37	E6647118	Worster Elisabeth	2007	FSC	DNF	DSQ		





NHARA Northern Div U14-Women
Slalom (U14 / Women)
Run Ranking 1

JURY - TECHNICAL EVENT

TECHNICAL DELEGATE Howard Matt (E)
 REFEREE Anser Jesse (E)
 CHIEF OF RACE Gannon Andrew (E)

WEATHER

CONDITIONS Sunny
 SNOW Packed Powder
 AIR TEMPERATURE START : -4.0 °C
 FINISH : -4.0 °C

Run 1

COURSESETTER Roberts Stephen (E)
 FORERUNNERS
 - A - Schemmel Brooke (E)
 - B - Keefer Liam (E)
 - C - Ricotta Kate (E)

Run 2


Edry David (E)
 - A - Schemmel Brooke (E)
 - B - Keefer Liam (E)
 - C - Ricotta Kate (E)
 - D - Stanney Lydia (E)

COURSE Sel's Choice/World Cup T-Bar
 START 711 m
 FINISH 606 m
 DROP 105 m
 HOMOLOGATION 12453/10/17
 GATES 42
 DIRECTIONS 41
 STARTING TIME 9:15

Sel's Choice/World Cup T-Bar
 711 m
 606 m
 105 m
 12453/10/17
 41
 40
 11:15

CATEGORY : U14 LIST n°1421

Rank	Bib	USA ID	Name	Year	Region	Club	Time	Gap
1	28	E6619443	Wieser Aura-liesl	2007	E	FSC	36.64	
2	18	E6575302	Watts Katherine	2007	E	BBTS	36.84	0.20
3	33	E6497085	Whittaker Amelie	2007	E	FSC	38.29	1.65
4	31	E6610086	Lavallee Emma	2007	E	FSC	38.43	1.79
5	21	E6567611	Fisher-Smith Georgea	2008	E	BBTS	38.53	1.89
6	8	E6714736	Corey Hadassah	2008	E	LRT	38.55	1.91
7	25	E6686071	Tonello Sophie	2007	E	BBTS	39.06	2.42
8	7	E6625112	Santos Anna	2007	E	LRT	39.15	2.51
9	27	E6783632	Stuart Elizabeth	2008	E	BBTS	39.35	2.71
9	13	E6865596	Afzelius Ellen	2008	E	LRT	39.35	2.71
11	4	E6614862	Greenberg Johnny	2007	E	LRT	39.86	3.22
12	35	E6877607	Protopapas Anna Sofia	2007	E	FSC	40.27	3.63
13	3	E6768899	Culgin Mackenzie	2008	E	LRT	40.30	3.66
14	36	E6563727	Parisien Madeleine	2007	E	FSC	40.38	3.74
15	43	E6797713	Boden Alexa	2008	E	FSC	40.51	3.87
16	24	E6503788	Osterlind Taylor	2008	E	BBTS	40.57	3.93
17	42	E6627965	O'Neill Gracelyn	2008	E	FSC	41.12	4.48
18	29	E6625700	Williams Ainslie	2008	E	FSC	41.73	5.09
19	10	E6620614	Gaebel Jordan	2007	E	LRT	42.22	5.58
20	26	E6783386	Piche Hannah	2008	E	BBTS	42.25	5.61






NHARA Northern Div U14-Women
Slalom (U14 / Women)
Run Ranking 1

Rank	Bib	USA ID	Name	Year	Region	Club	Time	Gap
21	44	E6616786	McPhaul Ella	2007	E	FSC	42.48	5.84
22	40	E6625057	Libby Tess	2007	E	FSC	42.52	5.88
23	23	E6991685	Johnston Blakeny	2008	E	BBTS	42.80	6.16
24	38	E6519611	Perkins Abigail	2008	E	FSC	42.93	6.29
25	19	E6687488	Senunas Sofia	2007	E	BBTS	42.99	6.35
26	11	E6896863	Brinzey Maggie	2007	E	LRT	43.09	6.45
27	20	E6457965	Fine Evelyn	2007	E	BBTS	43.38	6.74
28	16	E6947187	Audette Isabella	2008	E	LRT	43.78	7.14
29	39	E6628300	Crowley Phoebe	2008	E	FSC	43.85	7.21
30	32	E6893833	Rutherford Peyton	2007	E	FSC	44.67	8.03
31	34	X6963068	Ciuccarelli Viola	2008	X	FSC	44.71	8.07
32	2	E6739165	Perham Kaleah	2007	E	LRT	44.89	8.25
33	41	E6718781	Anderson Hanna	2007	E	FSC	45.29	8.65
34	30	E6795254	Tapply Grace	2008	E	FSC	45.70	9.06
35	14	E6877864	Lief Sienna	2008	E	LRT	46.69	10.05
36	12	E6801611	Nestor Olivia	2007	E	LRT	46.71	10.07
37	1	E6977129	Su Chloe	2008	E	LRT	48.00	11.36
38	6	E6869789	Wiernusz Evelyn	2008	E	LRT	48.35	11.71
39	5	E6896997	Arbet-Engels Alyssia	2008	E	LRT	50.03	13.39
40	9	E6956432	Donegan Ellie	2008	E	LRT	51.44	14.80
41	17	E6718774	Sakharuk Anna	2008	E	LRT	53.66	17.02
42	22	E6861104	Higgins Alexis	2008	E	BBTS	53.78	17.14
43	15	E6768626	Zacharia Maria	2007	E	LRT	59.12	22.48
44	45	E6622443	Price Makenna	2007	E	FSC	59.57	22.93

Did Not Finish (1)

37	E6647118	Worster Elisabeth	2007	E	FSC		
----	----------	-------------------	------	---	-----	--	--





NHARA Northern Div U14-Women
Slalom (U14 / Women)
Run Ranking 2

JURY - TECHNICAL EVENT

TECHNICAL DELEGATE Howard Matt (E)
 REFEREE Anser Jesse (E)
 CHIEF OF RACE Gannon Andrew (E)

WEATHER

CONDITIONS Sunny
 SNOW Packed Powder
 AIR TEMPERATURE START : -4.0 °C
 FINISH : -4.0 °C

Run 1

COURSESETTER Roberts Stephen (E)
 FORERUNNERS
 - A - Schemmel Brooke (E)
 - B - Keefer Liam (E)
 - C - Ricotta Kate (E)

Run 2

Edry David (E)
 - A - Schemmel Brooke (E)
 - B - Keefer Liam (E)
 - C - Ricotta Kate (E)
 - D - Stanney Lydia (E)

COURSE Sel's Choice/World Cup T-Bar
 START 711 m
 FINISH 606 m
 DROP 105 m
 HOMOLOGATION 12453/10/17
 GATES 42
 DIRECTIONS 41
 STARTING TIME 9:15

Sel's Choice/World Cup T-Bar
 711 m
 606 m
 105 m
 12453/10/17
 41
 40
 11:15

CATEGORY : U14 LIST n°1421

Rank	Bib	USA ID	Name	Year	Region	Club	Time	Gap
1	18	E6575302	Watts Katherine	2007	E	BBTS	36.73	
2	28	E6619443	Wieser Aura-liesl	2007	E	FSC	37.23	0.50
3	8	E6714736	Corey Hadassah	2008	E	LRT	38.12	1.39
4	33	E6497085	Whittaker Amelie	2007	E	FSC	38.66	1.93
5	25	E6686071	Tonello Sophie	2007	E	BBTS	38.91	2.18
6	7	E6625112	Santos Anna	2007	E	LRT	39.09	2.36
7	21	E6567611	Fisher-Smith Georgea	2008	E	BBTS	39.27	2.54
8	13	E6865596	Afzelius Ellen	2008	E	LRT	39.57	2.84
9	4	E6614862	Greenberg Johnny	2007	E	LRT	39.58	2.85
10	27	E6783632	Stuart Elizabeth	2008	E	BBTS	40.03	3.30
11	24	E6503788	Osterlind Taylor	2008	E	BBTS	40.06	3.33
12	36	E6563727	Parisien Madeleine	2007	E	FSC	40.46	3.73
13	3	E6768899	Culgin Mackenzie	2008	E	LRT	41.09	4.36
14	35	E6877607	Protopapas Anna Sofia	2007	E	FSC	41.31	4.58
15	23	E6991685	Johnston Blakeny	2008	E	BBTS	41.65	4.92
16	42	E6627965	O'Neill Gracelyn	2008	E	FSC	41.72	4.99
17	11	E6896863	Brinzey Maggie	2007	E	LRT	42.44	5.71
18	10	E6620614	Gaebel Jordan	2007	E	LRT	42.61	5.88
19	26	E6783386	Piche Hannah	2008	E	BBTS	42.84	6.11
20	40	E6625057	Libby Tess	2007	E	FSC	42.88	6.15





NHARA Northern Div U14-Women
Slalom (U14 / Women)
Run Ranking 2


Rank	Bib	USA ID	Name	Year	Region	Club	Time	Gap
21	44	E6616786	McPhaul Ella	2007	E	FSC	43.20	6.47
22	38	E6519611	Perkins Abigail	2008	E	FSC	43.36	6.63
23	29	E6625700	Williams Ainslie	2008	E	FSC	43.46	6.73
24	19	E6687488	Senunas Sofia	2007	E	BBTS	43.53	6.80
25	20	E6457965	Fine Evelyn	2007	E	BBTS	44.61	7.88
26	39	E6628300	Crowley Phoebe	2008	E	FSC	44.80	8.07
27	41	E6718781	Anderson Hanna	2007	E	FSC	45.10	8.37
28	2	E6739165	Perham Kaleah	2007	E	LRT	45.45	8.72
29	16	E6947187	Audette Isabella	2008	E	LRT	45.85	9.12
30	30	E6795254	Tapply Grace	2008	E	FSC	45.88	9.15
31	14	E6877864	Lief Sienna	2008	E	LRT	45.91	9.18
32	32	E6893833	Rutherford Peyton	2007	E	FSC	46.06	9.33
33	6	E6869789	Wiernusz Evelyn	2008	E	LRT	47.73	11.00
34	1	E6977129	Su Chloe	2008	E	LRT	48.02	11.29
35	5	E6896997	Arbet-Engels Alyssia	2008	E	LRT	48.86	12.13
36	9	E6956432	Donegan Ellie	2008	E	LRT	51.18	14.45
37	22	E6861104	Higgins Alexis	2008	E	BBTS	53.78	17.05
38	17	E6718774	Sakharuk Anna	2008	E	LRT	54.99	18.26
39	43	E6797713	Boden Alexa	2008	E	FSC	59.49	22.76
40	12	E6801611	Nestor Olivia	2007	E	LRT	1:00.98	24.25
41	15	E6768626	Zacharia Maria	2007	E	LRT	1:01.87	25.14

Did Not Finish (2)

31	E6610086	Lavallee Emma	2007	E	FSC		
45	E6622443	Price Makenna	2007	E	FSC		

Disqualified (2)

34	X6963068	Ciuccarelli Viola	2008	X	FSC	Rule 629.3	Gate 8
37	E6647118	Worster Elisabeth	2007	E	FSC		






NHARA Northern Div Run 3 U14-Women

Slalom (U14 / Women)

Ranking run 3

Rank	Bib	USA ID	Name	Year	Region	Club	Time	Gap
1	28	E6619443	Wieser Aura-liesl	2007	E	FSC	36.74	
2	18	E6575302	Watts Katherine	2007	E	BBTS	36.77	0.03
3	45	E6622443	Price Makenna	2007	E	FSC	36.99	0.25
4	33	E6497085	Whittaker Amelie	2007	E	FSC	37.49	0.75
5	8	E6714736	Corey Hadassah	2008	E	LRT	37.83	1.09
6	25	E6686071	Tonello Sophie	2007	E	BBTS	38.79	2.05
7	21	E6567611	Fisher-Smith Georgea	2008	E	BBTS	38.80	2.06
8	7	E6625112	Santos Anna	2007	E	LRT	38.87	2.13
9	27	E6783632	Stuart Elizabeth	2008	E	BBTS	39.09	2.35
10	24	E6503788	Osterlind Taylor	2008	E	BBTS	39.25	2.51
11	36	E6563727	Parisien Madeleine	2007	E	FSC	39.45	2.71
12	31	E6610086	Lavallee Emma	2007	E	FSC	39.99	3.25
13	4	E6614862	Greenberg Johnny	2007	E	LRT	40.38	3.64
14	23	E6991685	Johnston Blakeny	2008	E	BBTS	40.91	4.17
15	35	E6877607	Protopapas Anna Sofia	2007	E	FSC	41.14	4.40
16	42	E6627965	O'Neill Gracelyn	2008	E	FSC	41.25	4.51
17	10	E6620614	Gaebel Jordan	2007	E	LRT	41.84	5.10
18	38	E6519611	Perkins Abigail	2008	E	FSC	42.39	5.65
19	11	E6896863	Brinzey Maggie	2007	E	LRT	42.41	5.67
20	40	E6625057	Libby Tess	2007	E	FSC	42.44	5.70
21	3	E6768899	Culgin Mackenzie	2008	E	LRT	42.69	5.95
22	26	E6783386	Piche Hannah	2008	E	BBTS	42.89	6.15
23	44	E6616786	McPhaul Ella	2007	E	FSC	42.91	6.17
24	19	E6687488	Senunas Sofia	2007	E	BBTS	43.17	6.43
25	20	E6457965	Fine Evelyn	2007	E	BBTS	43.22	6.48
26	32	E6893833	Rutherford Peyton	2007	E	FSC	43.34	6.60
27	39	E6628300	Crowley Phoebe	2008	E	FSC	44.00	7.26
28	16	E6947187	Audette Isabella	2008	E	LRT	44.76	8.02
29	41	E6718781	Anderson Hanna	2007	E	FSC	45.02	8.28
30	2	E6739165	Perham Kaleah	2007	E	LRT	45.14	8.40
31	14	E6877864	Lief Sienna	2008	E	LRT	45.15	8.41
32	30	E6795254	Tapply Grace	2008	E	FSC	45.60	8.86
33	34	X6963068	Ciuccarelli Viola	2008	X	FSC	46.03	9.29
34	1	E6977129	Su Chloe	2008	E	LRT	46.24	9.50
35	5	E6896997	Arbet-Engels Alyssia	2008	E	LRT	47.52	10.78
36	29	E6625700	Williams Ainslie	2008	E	FSC	48.01	11.27
37	6	E6869789	Wiernusz Evelyn	2008	E	LRT	48.14	11.40
38	12	E6801611	Nestor Olivia	2007	E	LRT	49.77	13.03






NHARA Northern Div Run 3 U14-Women
 Slalom (U14 / Women)
 Ranking run 3

Rank	Bib	USA ID	Name	Year	Region	Club	Time	Gap
39	9	E6956432	Donegan Ellie	2008	E	LRT	51.04	14.30
40	22	E6861104	Higgins Alexis	2008	E	BBTS	53.54	16.80
41	17	E6718774	Sakharuk Anna	2008	E	LRT	55.15	18.41
42	13	E6865596	Afzelius Ellen	2008	E	LRT	55.33	18.59
43	15	E6768626	Zacharia Maria	2007	E	LRT	59.24	22.50

Did Not Finish (2)

	37	E6647118	Worster Elisabeth	2007	E	FSC		
	43	E6797713	Boden Alexa	2008	E	FSC		





NHARA Northern Div U14 Men
Slalom (U14 / Men)
Official ranking

JURY - TECHNICAL EVENT

TECHNICAL DELEGATE Howard Matt (E)
 REFEREE Keefer Evan (E)
 CHIEF OF RACE Gannon Andrew (E)

WEATHER

CONDITIONS Sunny
 SNOW Packed Powder
 AIR TEMPERATURE START : -4.0 °C
 FINISH : -4.0 °C

Run 1

COURSESETTER Roberts Stephen (E)
 FORERUNNERS - A - Schemmel Brooke (E)
 - B - Keefer Liam (E)
 - C - Ricotta Kate (E)

Run 2


Edry David (E)
 - A - Schemmel Brooke (E)
 - B - Keefer Liam (E)
 - C - Ricotta Kate (E)
 - D - Stanney Lydia (E)

COURSE Sel's Choice/World Cup T-Bar
 START 711 m
 FINISH 606 m
 DROP 105 m
 HOMOLOGATION 12453/10/17
 GATES 42
 DIRECTIONS 41
 STARTING TIME 9:15

Sel's Choice/World Cup T-Bar
 711 m
 606 m
 105 m
 12453/10/17
 41
 40
 11:15

CATEGORY : U14 LIST n°1421

Rank	Bib	USA ID	Name	Year	Club	Run 1	Run 2	Time	Gap
1	30	E6567845	Guilbert Gunnar	2007	BBTS	34.02	34.10	1:08.12	
2	43	E6624507	Boissonneault Troy	2007	FSC	35.28	35.50	1:10.78	2.66
3	42	E6622435	Boissonneault Dino	2007	FSC	35.77	35.85	1:11.62	3.50
4	38	E6513466	Radwan Dillo	2007	BBTS	36.15	36.40	1:12.55	4.43
5	29	E6586386	Zapton Turner	2007	BBTS	36.26	37.35	1:13.61	5.49
6	46	E6655048	Manseau Caedon	2008	FSC	36.73	36.99	1:13.72	5.60
7	45	E6717573	Barnaby Tucker	2008	FSC	37.05	36.92	1:13.97	5.85
8	26	E6463199	Harrington Louis	2007	BBTS	37.36	36.66	1:14.02	5.90
9	40	E6797671	McLain Owen	2007	FSC	37.14	37.70	1:14.84	6.72
10	28	E6584415	Luptak Ivan	2008	BBTS	37.85	37.50	1:15.35	7.23
11	3	E6716842	Cunio Mason	2007	LRT	37.62	37.75	1:15.37	7.25
12	22	E6714434	Tucker James	2007	BBTS	37.52	37.93	1:15.45	7.33
13	53	E6796614	Marquis Landon	2007	FSC	37.51	38.20	1:15.71	7.59
14	44	E6718096	Toms Asa	2008	FSC	38.23	37.55	1:15.78	7.66
15	27	E6683816	Schemmel Lukas	2007	BBTS	37.86	37.95	1:15.81	7.69
16	35	E6442518	Atwood Oliver	2007	BBTS	39.74	39.83	1:19.57	11.45
17	17	E6618038	Weston Rory	2007	LRT	40.10	39.77	1:19.87	11.75
18	20	E6817802	Kim Jack	2007	LRT	41.20	40.92	1:22.12	14.00
19	21	E6706891	O'Shaughnessy Declan	2008	BBTS	43.53	38.68	1:22.21	14.09
20	5	E6796609	Grubor Stefan	2007	LRT	42.19	40.42	1:22.61	14.49





NHARA Northern Div U14 Men
Slalom (U14 / Men)
Official ranking

Rank	Bib	USA ID	Name	Year	Club	Run 1	Run 2	Time	Gap
21	34	E6619152	Zapton Cooper	2008	BBTS	39.53	43.20	1:22.73	14.61
22	33	E6944651	Flaim Colby	2008	BBTS	41.47	41.65	1:23.12	15.00
23	52	E6586200	Lawrence Wally	2007	FSC	43.91	40.31	1:24.22	16.10
24	25	E6893821	Harris Charlie	2008	BBTS	42.37	41.91	1:24.28	16.16
25	13	E6899549	Remington Theo	2008	LRT	42.38	42.66	1:25.04	16.92
26	9	E6556761	Fawcett Robbie	2007	LRT	43.35	43.01	1:26.36	18.24
27	18	E6790267	Roaf William	2008	LRT	43.51	43.22	1:26.73	18.61
28	39	E6845977	Butson Miles	2007	FSC	42.88	44.36	1:27.24	19.12
29	8	E6758703	Corbett Joshua	2008	LRT	43.70	44.61	1:28.31	20.19
30	32	E6783470	Small John	2008	BBTS	43.60	44.87	1:28.47	20.35
31	11	E6845493	Flint Henry	2007	LRT	44.68	43.92	1:28.60	20.48
32	24	E6656654	Tarlow Drake	2007	BBTS	44.97	45.39	1:30.36	22.24
33	23	E6626867	Willis Iii Dudley	2008	BBTS	44.77	45.70	1:30.47	22.35
34	54	E6985530	Goyette Joshua	2008	FSC	44.19	46.58	1:30.77	22.65
35	10	E7030550	Perry Owen	2007	LRT	45.24	45.68	1:30.92	22.80
36	31	E6706486	Higgins Liam	2008	BBTS	44.62	46.37	1:30.99	22.87
37	48	E6837466	Jackson Nate	2008	FSC	49.51	44.84	1:34.35	26.23
38	1	E6869004	Varisco Lukas	2007	LRT	47.21	48.66	1:35.87	27.75
39	2	E6614334	Mozinski Drew	2008	LRT	45.01	51.47	1:36.48	28.36
40	55	E6714273	Rusin Logan	2008	FSC	49.11	48.63	1:37.74	29.62
41	6	E7051598	Hirschey Spencer	2007	LRT	50.96	50.16	1:41.12	33.00
42	36	E6608742	Kirkwood Alexander	2008	BBTS	51.60	51.53	1:43.13	35.01
43	4	E6895622	Hariskov Daniel	2007	LRT	44.16	59.99	1:44.15	36.03
44	16	E6709145	Bouvier Finley	2008	LRT	53.85	57.79	1:51.64	43.52
45	7	E6830080	Dornin Marius C	2008	LRT	57.95	55.71	1:53.66	45.54

Did Not Finish - Run 1 (2)


41	E6845954	Butson Max	2007	FSC	DNF	42.81		
50	E6617938	Maguire Quinn	2007	FSC	DNF	49.44		

Disqualified - Run 1 (2)

14	E6768980	Good Jack	2008	LRT	DSQ	59.08	<small>Gate Judge, Rule: finish ref</small>	Gate 39
47	E6577563	Leshem Eitan	2007	FSC	DSQ	43.75	<small>Gate Judge, Rule: 629.3</small>	Gate 13

Did Not Finish - Run 2 (3)


19	E6713644	Bene Luca	2008	LRT	37.91	DNF		
37	E6784832	Neel Charlie	2008	BBTS	38.35	DNF		
49	E6694590	Peacock Jasper	2008	FSC	44.68	DNF		





NHARA Northern Div U14 Men
Slalom (U14 / Men)
Official ranking

Rank	Bib	USA ID	Name	Year	Club	Run 1	Run 2	Time	Gap
Disqualified - Run 2 (3)									
	12	E6820868	Kence William	2007	LRT	40.43	DSQ		
	15	E6816358	Dean Harrison	2007	LRT	39.53	DSQ	Gate Judge, Rule: 629.3	Gate 15
	51	E6799728	Perlman Caleb	2008	FSC	39.19	DSQ	Gate Judge, Rule: 629.3	Gate 28





NHARA Northern Div U14 Men
Slalom (U14 / Men)
Run Ranking 1

JURY - TECHNICAL EVENT

TECHNICAL DELEGATE Howard Matt (E)
 REFEREE Keefer Evan (E)
 CHIEF OF RACE Gannon Andrew (E)

WEATHER

CONDITIONS Sunny
 SNOW Packed Powder
 AIR TEMPERATURE START : -4.0 °C
 FINISH : -4.0 °C

Run 1

COURSESETTER Roberts Stephen (E)
 FORERUNNERS - A - Schemmel Brooke (E)
 - B - Keefer Liam (E)
 - C - Ricotta Kate (E)

Run 2

 Edry David (E)
 - A - Schemmel Brooke (E)
 - B - Keefer Liam (E)
 - C - Ricotta Kate (E)
 - D - Stanney Lydia (E)

COURSE Sel's Choice/World Cup T-Bar
 START 711 m
 FINISH 606 m
 DROP 105 m
 HOMOLOGATION 12453/10/17
 GATES 42
 DIRECTIONS 41
 STARTING TIME 9:15

 Sel's Choice/World Cup T-Bar
 711 m
 606 m
 105 m
 12453/10/17
 41
 40
 11:15

CATEGORY : U14 LIST n°1421

Rank	Bib	USA ID	Name	Year	Region	Club	Time	Gap
1	30	E6567845	Guilbert Gunnar	2007	E	BBTS	34.02	
2	43	E6624507	Boissonneault Troy	2007	E	FSC	35.28	1.26
3	42	E6622435	Boissonneault Dino	2007	E	FSC	35.77	1.75
4	38	E6513466	Radwan Dillo	2007	E	BBTS	36.15	2.13
5	29	E6586386	Zapton Turner	2007	E	BBTS	36.26	2.24
6	46	E6655048	Manseau Caedon	2008	E	FSC	36.73	2.71
7	45	E6717573	Barnaby Tucker	2008	E	FSC	37.05	3.03
8	40	E6797671	McLain Owen	2007	E	FSC	37.14	3.12
9	26	E6463199	Harrington Louis	2007	E	BBTS	37.36	3.34
10	53	E6796614	Marquis Landon	2007	E	FSC	37.51	3.49
11	22	E6714434	Tucker James	2007	E	BBTS	37.52	3.50
12	3	E6716842	Cunio Mason	2007	E	LRT	37.62	3.60
13	28	E6584415	Luptak Ivan	2008	E	BBTS	37.85	3.83
14	27	E6683816	Schemmel Lukas	2007	E	BBTS	37.86	3.84
15	19	E6713644	Bene Luca	2008	E	LRT	37.91	3.89
16	44	E6718096	Toms Asa	2008	E	FSC	38.23	4.21
17	37	E6784832	Neel Charlie	2008	E	BBTS	38.35	4.33
18	51	E6799728	Perlman Caleb	2008	E	FSC	39.19	5.17
19	34	E6619152	Zapton Cooper	2008	E	BBTS	39.53	5.51
19	15	E6816358	Dean Harrison	2007	E	LRT	39.53	5.51





NHARA Northern Div U14 Men
Slalom (U14 / Men)
Run Ranking 1


Rank	Bib	USA ID	Name	Year	Region	Club	Time	Gap
21	35	E6442518	Atwood Oliver	2007	E	BBTS	39.74	5.72
22	17	E6618038	Weston Rory	2007	E	LRT	40.10	6.08
23	12	E6820868	Kence William	2007	E	LRT	40.43	6.41
24	20	E6817802	Kim Jack	2007	E	LRT	41.20	7.18
25	33	E6944651	Flaim Colby	2008	E	BBTS	41.47	7.45
26	5	E6796609	Grubor Stefan	2007	E	LRT	42.19	8.17
27	25	E6893821	Harris Charlie	2008	E	BBTS	42.37	8.35
28	13	E6899549	Remington Theo	2008	E	LRT	42.38	8.36
29	39	E6845977	Butson Miles	2007	E	FSC	42.88	8.86
30	9	E6556761	Fawcett Robbie	2007	E	LRT	43.35	9.33
31	18	E6790267	Roaf William	2008	E	LRT	43.51	9.49
32	21	E6706891	O'Shaughnessy Declan	2008	E	BBTS	43.53	9.51
33	32	E6783470	Small John	2008	E	BBTS	43.60	9.58
34	8	E6758703	Corbett Joshua	2008	E	LRT	43.70	9.68
35	52	E6586200	Lawrence Wally	2007	E	FSC	43.91	9.89
36	4	E6895622	Hariskov Daniel	2007	E	LRT	44.16	10.14
37	54	E6985530	Goyette Joshua	2008	E	FSC	44.19	10.17
38	31	E6706486	Higgins Liam	2008	E	BBTS	44.62	10.60
39	49	E6694590	Peacock Jasper	2008	E	FSC	44.68	10.66
39	11	E6845493	Flint Henry	2007	E	LRT	44.68	10.66
41	23	E6626867	Willis Iii Dudley	2008	E	BBTS	44.77	10.75
42	24	E6656654	Tarlow Drake	2007	E	BBTS	44.97	10.95
43	2	E6614334	Mozinski Drew	2008	E	LRT	45.01	10.99
44	10	E7030550	Perry Owen	2007	E	LRT	45.24	11.22
45	1	E6869004	Varisco Lukas	2007	E	LRT	47.21	13.19
46	55	E6714273	Rusin Logan	2008	E	FSC	49.11	15.09
47	48	E6837466	Jackson Nate	2008	E	FSC	49.51	15.49
48	6	E7051598	Hirschey Spencer	2007	E	LRT	50.96	16.94
49	36	E6608742	Kirkwood Alexander	2008	E	BBTS	51.60	17.58
50	16	E6709145	Bouvier Finley	2008	E	LRT	53.85	19.83
51	7	E6830080	Dornin Marius C	2008	E	LRT	57.95	23.93

Did Not Finish (2)

41	E6845954	Butson Max	2007	E	FSC		
50	E6617938	Maguire Quinn	2007	E	FSC		

Disqualified (2)

14	E6768980	Good Jack	2008	E	LRT	Rule finish ref	Gate 39
47	E6577563	Leshem Eitan	2007	E	FSC	Rule 629.3	Gate 13





NHARA Northern Div U14 Men
Slalom (U14 / Men)
Run Ranking 1



NHARA Northern Div U14 Men
Slalom (U14 / Men)
Run Ranking 2

JURY - TECHNICAL EVENT

TECHNICAL DELEGATE Howard Matt (E)
 REFEREE Keefer Evan (E)
 CHIEF OF RACE Gannon Andrew (E)

WEATHER

CONDITIONS Sunny
 SNOW Packed Powder
 AIR TEMPERATURE START : -4.0 °C
 FINISH : -4.0 °C

Run 1

COURSESETTER Roberts Stephen (E)
 FORERUNNERS - A - Schemmel Brooke (E)
 - B - Keefer Liam (E)
 - C - Ricotta Kate (E)

Run 2


 Edry David (E)
 - A - Schemmel Brooke (E)
 - B - Keefer Liam (E)
 - C - Ricotta Kate (E)
 - D - Stanney Lydia (E)

COURSE Sel's Choice/World Cup T-Bar
 START 711 m
 FINISH 606 m
 DROP 105 m
 HOMOLOGATION 12453/10/17
 GATES 42
 DIRECTIONS 41
 STARTING TIME 9:15

 Sel's Choice/World Cup T-Bar
 711 m
 606 m
 105 m
 12453/10/17
 41
 40
 11:15

CATEGORY : U14 LIST n°1421

Rank	Bib	USA ID	Name	Year	Region	Club	Time	Gap
1	30	E6567845	Guilbert Gunnar	2007	E	BBTS	34.10	
2	43	E6624507	Boissonneault Troy	2007	E	FSC	35.50	1.40
3	42	E6622435	Boissonneault Dino	2007	E	FSC	35.85	1.75
4	38	E6513466	Radwan Dillo	2007	E	BBTS	36.40	2.30
5	26	E6463199	Harrington Louis	2007	E	BBTS	36.66	2.56
6	45	E6717573	Barnaby Tucker	2008	E	FSC	36.92	2.82
7	46	E6655048	Manseau Caedon	2008	E	FSC	36.99	2.89
8	29	E6586386	Zapton Turner	2007	E	BBTS	37.35	3.25
9	28	E6584415	Luptak Ivan	2008	E	BBTS	37.50	3.40
10	44	E6718096	Toms Asa	2008	E	FSC	37.55	3.45
11	40	E6797671	McLain Owen	2007	E	FSC	37.70	3.60
12	3	E6716842	Cunio Mason	2007	E	LRT	37.75	3.65
13	22	E6714434	Tucker James	2007	E	BBTS	37.93	3.83
14	27	E6683816	Schemmel Lukas	2007	E	BBTS	37.95	3.85
15	53	E6796614	Marquis Landon	2007	E	FSC	38.20	4.10
16	21	E6706891	O'Shaughnessy Declan	2008	E	BBTS	38.68	4.58
17	17	E6618038	Weston Rory	2007	E	LRT	39.77	5.67
18	35	E6442518	Atwood Oliver	2007	E	BBTS	39.83	5.73
19	52	E6586200	Lawrence Wally	2007	E	FSC	40.31	6.21
20	5	E6796609	Grubor Stefan	2007	E	LRT	40.42	6.32





NHARA Northern Div U14 Men
Slalom (U14 / Men)
Run Ranking 2


Rank	Bib	USA ID	Name	Year	Region	Club	Time	Gap
21	20	E6817802	Kim Jack	2007	E	LRT	40.92	6.82
22	33	E6944651	Flaim Colby	2008	E	BBTS	41.65	7.55
23	25	E6893821	Harris Charlie	2008	E	BBTS	41.91	7.81
24	13	E6899549	Remington Theo	2008	E	LRT	42.66	8.56
25	41	E6845954	Butson Max	2007	E	FSC	42.81	8.71
26	9	E6556761	Fawcett Robbie	2007	E	LRT	43.01	8.91
27	34	E6619152	Zapton Cooper	2008	E	BBTS	43.20	9.10
28	18	E6790267	Roaf William	2008	E	LRT	43.22	9.12
29	47	E6577563	Leshem Eitan	2007	E	FSC	43.75	9.65
30	11	E6845493	Flint Henry	2007	E	LRT	43.92	9.82
31	39	E6845977	Butson Miles	2007	E	FSC	44.36	10.26
32	8	E6758703	Corbett Joshua	2008	E	LRT	44.61	10.51
33	48	E6837466	Jackson Nate	2008	E	FSC	44.84	10.74
34	32	E6783470	Small John	2008	E	BBTS	44.87	10.77
35	24	E6656654	Tarlow Drake	2007	E	BBTS	45.39	11.29
36	10	E7030550	Perry Owen	2007	E	LRT	45.68	11.58
37	23	E6626867	Willis Iii Dudley	2008	E	BBTS	45.70	11.60
38	31	E6706486	Higgins Liam	2008	E	BBTS	46.37	12.27
39	54	E6985530	Goyette Joshua	2008	E	FSC	46.58	12.48
40	55	E6714273	Rusin Logan	2008	E	FSC	48.63	14.53
41	1	E6869004	Varisco Lukas	2007	E	LRT	48.66	14.56
42	50	E6617938	Maguire Quinn	2007	E	FSC	49.44	15.34
43	6	E7051598	Hirschey Spencer	2007	E	LRT	50.16	16.06
44	2	E6614334	Mozinski Drew	2008	E	LRT	51.47	17.37
45	36	E6608742	Kirkwood Alexander	2008	E	BBTS	51.53	17.43
46	7	E6830080	Dornin Marius C	2008	E	LRT	55.71	21.61
47	16	E6709145	Bouvier Finley	2008	E	LRT	57.79	23.69
48	14	E6768980	Good Jack	2008	E	LRT	59.08	24.98
49	4	E6895622	Hariskov Daniel	2007	E	LRT	59.99	25.89

Did Not Finish (3)

19	E6713644	Bene Luca	2008	E	LRT		
37	E6784832	Neel Charlie	2008	E	BBTS		
49	E6694590	Peacock Jasper	2008	E	FSC		

Disqualified (3)

12	E6820868	Kence William	2007	E	LRT		
15	E6816358	Dean Harrison	2007	E	LRT	Rule 629.3	Gate 15
51	E6799728	Perlman Caleb	2008	E	FSC	Rule 629.3	Gate 28





NHARA Northern Div U14 Men
Slalom (U14 / Men)
Run Ranking 2



NHARA Northern Div R un 3 U14 Men
Slalom (U14 / Men)
Run Ranking 3

JURY - TECHNICAL EVENT

TECHNICAL DELEGATE	Howard Matt	(E)
REFEREE	Roberts Stephen	(E)
ASSISTANT REFEREE	Manseau Jacob	(E)
CHIEF OF RACE	Gannon Andrew	(E)
DATA MANAGEMENT	Anderson Carl	(E)

COURSESETTER	Roberts Stephen	(E)
--------------	-----------------	-----

FORERUNNERS	
COURSE	Sel's Choice/World Cup T-Bar
START	754 m
FINISH	606 m
DROP	148 m
HOMOLOGATION	12453/10/17
GATES	
STARTING TIME	

CATEGORY : U14 LIST n°1421

Rank	Bib	USA ID	Name	Year	Region	Club	Time	Gap
1	43	E6624507	Boissonneault Troy	2007	E	FSC	34.71	
2	42	E6622435	Boissonneault Dino	2007	E	FSC	35.24	0.53
3	38	E6513466	Radwan Dillo	2007	E	BBTS	35.73	1.02
4	44	E6718096	Toms Asa	2008	E	FSC	36.17	1.46
5	50	E6617938	Maguire Quinn	2007	E	FSC	37.53	2.82
6	27	E6683816	Schemmel Lukas	2007	E	BBTS	37.64	2.93
7	19	E6713644	Bene Luca	2008	E	LRT	37.77	3.06
8	52	E6586200	Lawrence Wally	2007	E	FSC	38.07	3.36
9	3	E6716842	Cunio Mason	2007	E	LRT	38.42	3.71
10	37	E6784832	Neel Charlie	2008	E	BBTS	38.62	3.91
11	21	E6706891	O'Shaughnessy Declan	2008	E	BBTS	38.72	4.01
12	34	E6619152	Zapton Cooper	2008	E	BBTS	39.31	4.60
13	35	E6442518	Atwood Oliver	2007	E	BBTS	39.38	4.67
14	28	E6584415	Luptak Ivan	2008	E	BBTS	39.43	4.72
15	15	E6816358	Dean Harrison	2007	E	LRT	39.65	4.94
16	12	E6820868	Kence William	2007	E	LRT	39.98	5.27
17	17	E6618038	Weston Rory	2007	E	LRT	40.00	5.29
18	5	E6796609	Grubor Stefan	2007	E	LRT	40.13	5.42
19	9	E6556761	Fawcett Robbie	2007	E	LRT	40.85	6.14
20	25	E6893821	Harris Charlie	2008	E	BBTS	40.91	6.20
21	39	E6845977	Butson Miles	2007	E	FSC	41.64	6.93
22	13	E6899549	Remington Theo	2008	E	LRT	42.00	7.29
23	47	E6577563	Leshem Eitan	2007	E	FSC	42.70	7.99





NHARA Northern Div Run 3 U14 Men
Slalom (U14 / Men)
Run Ranking 3

Rank	Bib	USA ID	Name	Year	Region	Club	Time	Gap
24	18	E6790267	Roaf William	2008	E	LRT	42.89	8.18
24	11	E6845493	Flint Henry	2007	E	LRT	42.89	8.18
26	41	E6845954	Butson Max	2007	E	FSC	43.74	9.03
27	8	E6758703	Corbett Joshua	2008	E	LRT	44.21	9.50
28	48	E6837466	Jackson Nate	2008	E	FSC	44.62	9.91
28	31	E6706486	Higgins Liam	2008	E	BBTS	44.62	9.91
30	32	E6783470	Small John	2008	E	BBTS	45.38	10.67
31	23	E6626867	Willis Iii Dudley	2008	E	BBTS	45.79	11.08
32	2	E6614334	Mozinski Drew	2008	E	LRT	45.96	11.25
33	54	E6985530	Goyette Joshua	2008	E	FSC	46.06	11.35
34	24	E6656654	Tarlow Drake	2007	E	BBTS	46.50	11.79
35	1	E6869004	Varisco Lukas	2007	E	LRT	48.26	13.55
36	33	E6944651	Flaim Colby	2008	E	BBTS	49.20	14.49
37	30	E6567845	Guilbert Gunnar	2007	E	BBTS	49.51	14.80
38	6	E7051598	Hirschey Spencer	2007	E	LRT	50.25	15.54
39	55	E6714273	Rusin Logan	2008	E	FSC	50.32	15.61
40	14	E6768980	Good Jack	2008	E	LRT	51.76	17.05
41	10	E7030550	Perry Owen	2007	E	LRT	52.44	17.73
42	36	E6608742	Kirkwood Alexander	2008	E	BBTS	52.59	17.88
43	29	E6586386	Zapton Turner	2007	E	BBTS	52.84	18.13
44	7	E6830080	Dornin Marius C	2008	E	LRT	53.05	18.34
45	4	E6895622	Hariskov Daniel	2007	E	LRT	54.77	20.06
46	16	E6709145	Bouvier Finley	2008	E	LRT	58.00	23.29
47	49	E6694590	Peacock Jasper	2008	E	FSC	1:05.67	30.96

Did Not Finish (6)

20	E6817802	Kim Jack	2007	E	LRT		
26	E6463199	Harrington Louis	2007	E	BBTS		
40	E6797671	McLain Owen	2007	E	FSC		
45	E6717573	Barnaby Tucker	2008	E	FSC		
46	E6655048	Manseau Caedon	2008	E	FSC		
53	E6796614	Marquis Landon	2007	E	FSC		

Disqualified (2)

22	E6714434	Tucker James	2007	E	BBTS	Rule 629.3	Gate 33
51	E6799728	Perlman Caleb	2008	E	FSC	Rule 629.3	Gate 43

