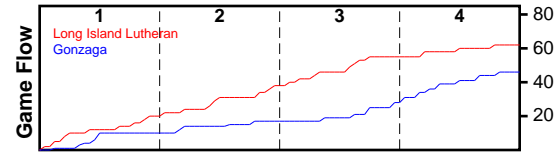


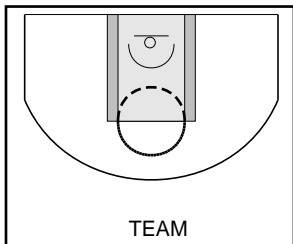
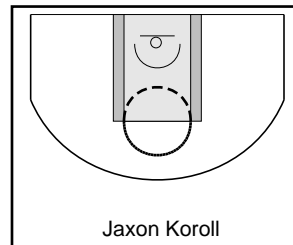
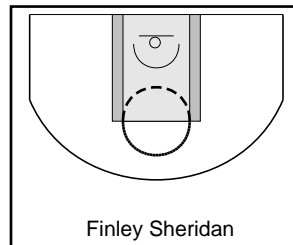
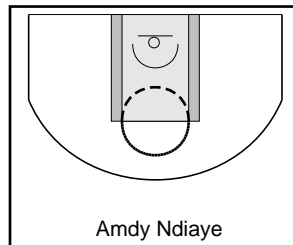
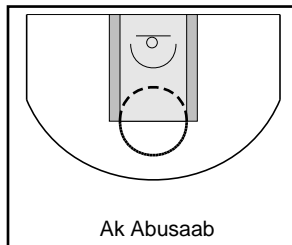
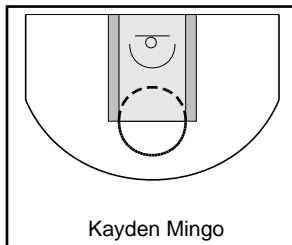
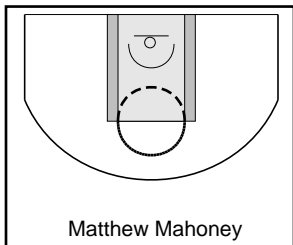
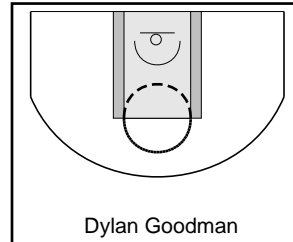
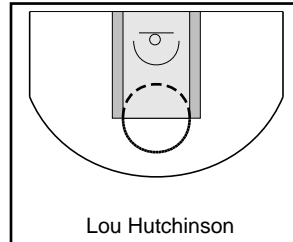
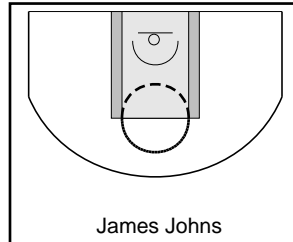
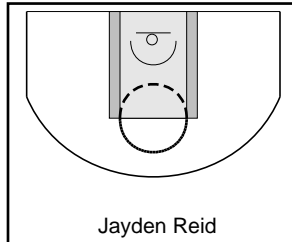
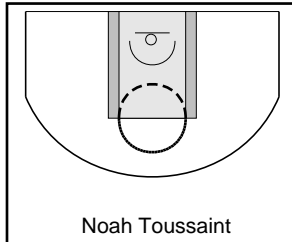
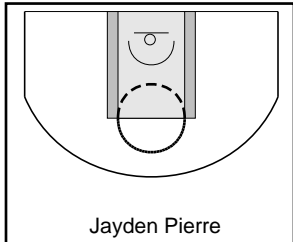
Long Island Lutheran

3/6/22 Long Island Lutheran at Gonzaga Game 3

	1	2	3	4	T
Long Island	20	18	17	7	62
Gonzaga	10	7	11	18	46



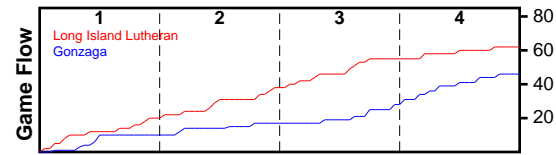
#	Name	G	MIN	PTS	FGM	FGA	FG%	2PM	2PA	2P%	3PM	3PA	3P%	FTM	FTA	FT%	OREB	DREB	REB	AST	STL	DFL	BLK	TO	PF	PM	CHG	AT	GmSc
1	Jayden Pierre	1	32	12	6	11	0.545	6	11	0.545	-	-	-	-	-	-	1	2	3	4	2	-	-	3	2	16	-	1.3	9.0
2	Noah Toussaint	-	-	0	0	0	-	-	-	-	-	-	-	-	-	-	-	-	0	-	-	-	-	-	-	-	-	-	-
3	Jayden Reid	1	32	16	6	8	0.750	4	6	0.667	2	2	1.000	2	2	1.000	1	-	1	7	4	-	-	5	-	16	-	1.4	17.4
4	James Johns	1	8	3	1	7	0.143	-	4	0.000	1	3	0.333	-	-	-	1	1	2	2	-	-	-	1	2	11	-	2.0	-0.9
5	Lou Hutchinson	1	24	8	3	8	0.375	1	3	0.333	2	5	0.400	-	-	-	-	6	6	1	1	-	-	1	2	5	-	1.0	5.3
10	Dylan Goodman	-	-	0	0	0	-	-	-	-	-	-	-	-	-	-	-	-	0	-	-	-	-	-	-	-	-	-	-
11	Matthew Mahoney	-	-	0	0	0	-	-	-	-	-	-	-	-	-	-	-	-	0	-	-	-	-	-	-	-	-	-	-
12	Kayden Mingo	-	-	0	0	0	-	-	-	-	-	-	-	-	-	-	-	-	0	-	-	-	-	-	-	-	-	-	-
13	Ak Abusaab	-	-	0	0	0	-	-	-	-	-	-	-	-	-	-	-	-	0	-	-	-	-	-	-	-	-	-	-
20	Amyd Ndiaye	1	24	8	4	7	0.571	4	6	0.667	-	1	0.000	-	-	-	1	1	2	1	1	-	1	2	3	5	-	0.5	4.9
21	Finley Sheridan	1	32	5	2	3	0.667	1	2	0.500	1	1	1.000	-	-	-	-	3	3	-	-	-	-	-	3	16	-	-	3.4
25	Jaxon Koroll	1	8	10	5	6	0.833	5	6	0.833	-	-	-	-	-	-	4	2	6	2	3	-	1	-	11	-	-	16.3	
	TEAM	-	-	0	0	0	-	-	-	-	-	-	-	-	-	-	-	-	0	-	-	-	-	-	-	-	-	-	-
	TOTALS	1	32	62	27	50	0.540	21	38	0.553	6	12	0.500	2	2	1.000	8	15	23	17	11	-	2	12	12	16	-	1.4	55.4



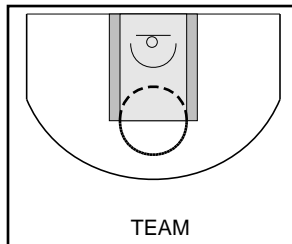
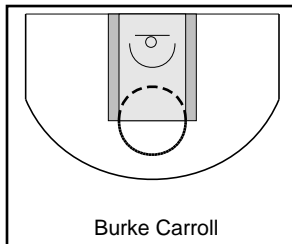
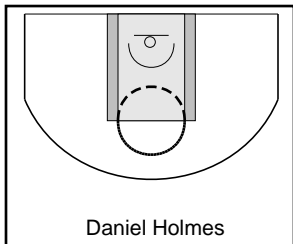
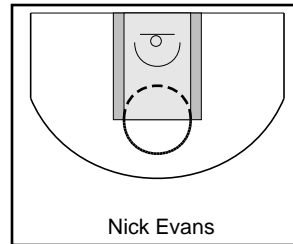
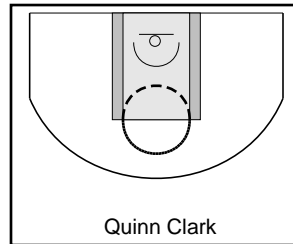
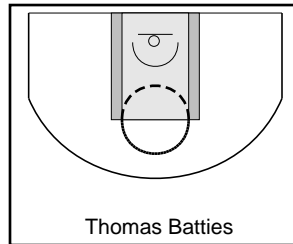
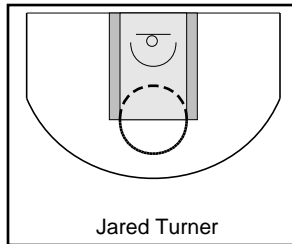
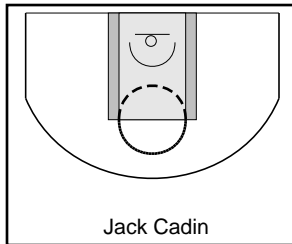
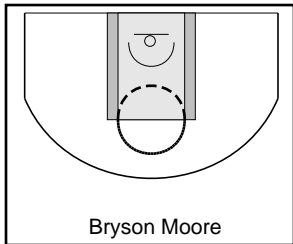
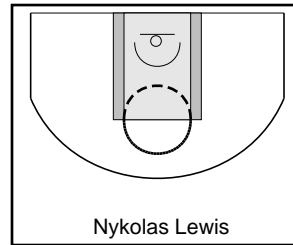
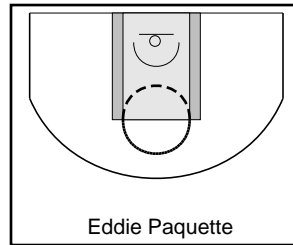
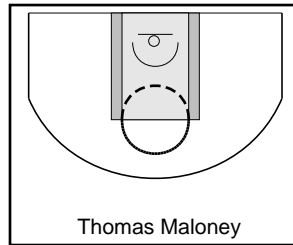
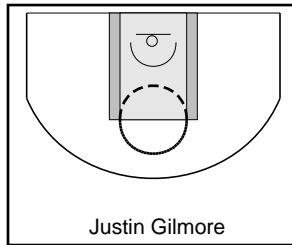
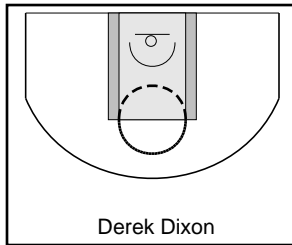
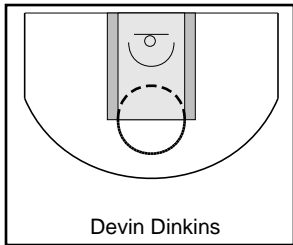
Gonzaga

3/6/22 Long Island Lutheran at Gonzaga Game 3

	1	2	3	4	T
Long Island	20	18	17	7	62
Gonzaga	10	7	11	18	46



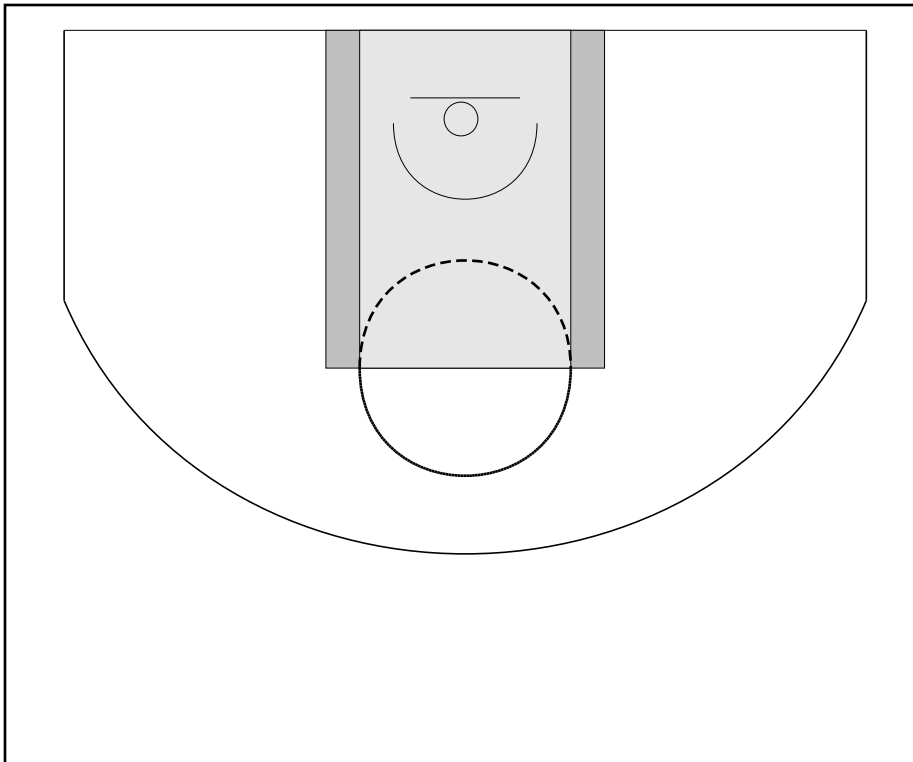
#	Name	G	MIN	PTS	FGM	FGA	FG%	2PM	2PA	2P%	3PM	3PA	3P%	FTM	FTA	FT%	OREB	DREB	REB	AST	STL	DFL	BLK	TO	PF	PM	CHG	A/T	GmSc
0	Devin Dinkins	1	32	10	4	10	0.400	2	4	0.500	2	6	0.333	-	-	-	2	1	3	4	-	-	-	2	1	-16	-	2.0	6.7
1	Derek Dixon	1	8	6	2	8	0.250	-	1	0.000	2	7	0.286	-	-	-	-	-	0	1	-	-	-	-	-	11	-	-	1.9
2	Justin Gilmore	1	4	1	0	0	-	-	-	-	-	-	-	1	2	0.500	-	-	0	-	2	-	-	2	1	-	-	0.0	0.2
3	Thomas Maloney	1	-	0	0	0	-	-	-	-	-	-	-	-	-	-	-	-	0	-	-	-	-	1	-	-	-	0.0	-1.0
4	Eddie Paquette	-	-	0	0	0	-	-	-	-	-	-	-	-	-	-	-	-	0	-	-	-	-	-	-	-	-	-	-
5	Nykolos Lewis	1	21	2	1	7	0.143	1	6	0.167	-	1	0.000	-	-	-	1	-	1	-	1	-	-	-	2	-27	-	-	-1.6
10	Bryson Moore	-	-	0	0	0	-	-	-	-	-	-	-	-	-	-	-	-	0	-	-	-	-	-	-	-	-	-	-
11	Jack Cadin	1	-	0	0	1	0.000	-	1	0.000	-	-	-	-	-	-	1	-	1	-	-	-	-	2	-	-	-	0.0	-2.0
13	Jared Turner	1	27	8	3	10	0.300	1	4	0.250	2	6	0.333	-	-	-	3	3	6	-	-	-	-	2	3	-5	-	0.0	2.0
15	Thomas Batties	1	19	3	1	3	0.333	1	3	0.333	-	-	-	1	1	1.000	-	-	0	1	1	-	1	3	-	-7	-	0.3	0.7
21	Quinn Clark	1	32	9	3	6	0.500	3	5	0.600	-	1	0.000	3	4	0.750	3	5	8	2	1	-	1	3	-	-16	-	0.7	9.3
22	Nick Evans	1	14	6	3	4	0.750	3	4	0.750	-	-	-	-	1	0.000	-	1	1	-	-	-	3	-	-	-9	-	-	6.4
23	Daniel Holmes	1	6	1	0	1	0.000	-	1	0.000	-	-	-	1	2	0.500	-	3	3	-	-	-	-	-	-	-11	-	-	0.8
24	Burke Carroll	-	-	0	0	0	-	-	-	-	-	-	-	-	-	-	-	-	0	-	-	-	-	-	-	-	-	-	-
	TEAM	-	-	0	0	0	-	-	-	-	-	-	-	-	-	-	-	-	0	-	-	-	-	-	-	-	-	-	-
	TOTALS	1	32	46	17	50	0.340	11	29	0.379	6	21	0.286	6	10	0.600	10	13	23	8	5	-	5	15	7	-16	-	0.5	23.4



Game Summary Comparison

Statistic	Long Island Lutheran	Gonzaga
Points	62	46
<i>Field Goals</i>	27 / 50	17 / 50
<i>2 Point</i>	21 / 38	11 / 29
<i>3 Point</i>	6 / 12	6 / 21
<i>Free Throws</i>	2 / 2	6 / 10
Assists	17	8
Rebounds	23	23
<i>Offensive</i>	8	10
<i>Defensive</i>	15	13
Blocks	2	5
Steals	11	5
Deflections	-	-
Turnovers	12	15
Charges Taken	-	-
Personal Fouls	12	7
Technical Fouls	-	-

Long Island Lutheran



Gonzaga



Long Island Lutheran Turnovers

Period	Clock	Player	Turnover Type
1st Period	5:33	Team	Steal
1st Period	3:57	#3 Jayden Reid	Other
2nd Period	7:52	#1 Jayden Pierre	Other
2nd Period	1:57	#3 Jayden Reid	Other
3rd Period	4:33	#1 Jayden Pierre	Other
3rd Period	4:12	#20 Amdy Ndiaye	Other
3rd Period	4:10	Team	Steal
3rd Period	2:13	#20 Amdy Ndiaye	Other
3rd Period	2:10	Team	Steal
3rd Period	2:01	#5 Lou Hutchinson	Other
3rd Period	1:59	Team	Steal
3rd Period	1:15	#4 James Johns	Other
3rd Period	0:26	#3 Jayden Reid	Other
3rd Period	0:20	Team	Steal
4th Period	5:21	#3 Jayden Reid	Other
4th Period	2:50	#1 Jayden Pierre	Other
4th Period	0:05	#3 Jayden Reid	Other

Long Island Lutheran Fouls

Period	Clock	Player	Foul
1st Period	6:57	#20 Amdy Ndiaye	Blocking (Def)
1st Period	5:02	#21 Finley Sheridan	Reaching in (Def)
2nd Period	3:24	#20 Amdy Ndiaye	Tripping (Def)
2nd Period	1:43	#5 Lou Hutchinson	Reaching in (Def)
2nd Period	0:00	#21 Finley Sheridan	Reaching in (Def)
2nd Period	0:00	#5 Lou Hutchinson	Reaching in (Def)
3rd Period	3:36	#1 Jayden Pierre	Tripping (Def)
3rd Period	1:58	#1 Jayden Pierre	Reaching in (Def)
4th Period	6:47	#4 James Johns	Blocking (Def)
4th Period	5:51	#4 James Johns	Tripping (Def)
4th Period	4:37	#20 Amdy Ndiaye	Blocking (Def)
4th Period	1:02	#21 Finley Sheridan	Reaching in (Def)

Gonzaga Turnovers

Period	Clock	Player	Turnover Type
1st Period	5:41	#0 Devin Dinkins	Other
1st Period	5:37	Team	Steal
1st Period	4:33	#15 Thomas Batties	Other
1st Period	4:31	Team	Steal
1st Period	3:57	#15 Thomas Batties	Other
1st Period	2:32	Team	Steal
1st Period	2:29	#3 Thomas Maloney	Other
1st Period	0:37	Team	Steal
1st Period	0:29	#21 Quinn Clark	Other
2nd Period	7:34	Team	Steal
2nd Period	7:28	#0 Devin Dinkins	Other
2nd Period	4:20	Team	Steal
2nd Period	4:18	#15 Thomas Batties	Other
2nd Period	0:33	#11 Jack Cadin	Other
2nd Period	0:31	Team	Steal
2nd Period	0:13	Team	Steal
2nd Period	0:12	#11 Jack Cadin	Other
3rd Period	4:07	#21 Quinn Clark	Other
3rd Period	3:29	#2 Justin Gilmore	Other
3rd Period	2:19	#13 Jared Turner	Other
3rd Period	2:15	Team	Steal
3rd Period	0:39	#2 Justin Gilmore	Other
3rd Period	0:36	Team	Steal
4th Period	5:21	Team	Steal
4th Period	5:21	#21 Quinn Clark	Other
4th Period	4:30	#13 Jared Turner	Other

Gonzaga Fouls

Period	Clock	Player	Foul
1st Period	6:51	#5 Nykolas Lewis	Tripping (Def)
1st Period	5:30	#13 Jared Turner	Pushing (Def)
1st Period	3:21	#5 Nykolas Lewis	Blocking (Def)
2nd Period	5:29	#0 Devin Dinkins	Tripping (Def)
3rd Period	2:40	#2 Justin Gilmore	Blocking (Def)
4th Period	3:54	#13 Jared Turner	Pushing (Def)
4th Period	1:56	#13 Jared Turner	Reaching in (Def)